

NEBRASKA BASEBALL

2026 FACT BOOK



MEDIA INFORMATION

Table of Contents 1
 Nebraska Athletic Communications 2
 2026 Quick Facts 2
 2026 Schedule 3
 2026 Roster 4

2026 HUSKERS

Returners 5-14
 Newcomers 15-19

COACHES & STAFF

Head Coach Will Bolt 20-21
 Assistant Coach Lance Harvell 22
 Assistant Coach Rob Childress 23
 Assistant Coach Mike Sirianni 24
 Director of Operations Conor Behrens 25
 Director of Player Development Kyle Nicholson 25

2025 REVIEW

2025 Overall Statistics 26
 2025 Results 27
 2025 Summary 28
 2025 Miscellaneous Statistics 29

HISTORY

All-Time Coaching Records 30
 Year-by-Year Records 31
 Year-by-Year Team Statistics 32-33
 Hawks Field at Haymarket Park History 34-35
 Attendance Records 36
 All-Time Series Records 37
 Year-by-Year Results 38-51
 All-Time Player Statistics 52-72

POSTSEASON PLAY

NCAA College World Series Teams 73-75
 NCAA Super Regional Teams 76
 NCAA Regional Teams 77-91

HUSKERS IN THE PROS

Huskers in the MLB Draft 92-93
 All-Time Huskers in the Majors 94

RECORDS

Team Records Summary 95
 Individual Records Summary 96
 Individual Hitting Season Records 97-98
 Individual Pitching Season Records 99-100
 Individual Fielding Season Records 100
 Individual Hitting Career Records 101-102
 Individual Pitching Career Records 103-104
 Individual Fielding Career Records 104
 Yearly Statistical Leaders 105-107
 Team Season Records 108-109
 Perfect Games 110
 No-Hitters 111

HONORS

First-Team All-Americans 112-113
 National Honors 114
 Conference Honors 115-116
 Academic Honors 117-118
 All-Time Letterwinners 119-122

NEBRASKA BASEBALL QUICK FACTS

First Year of Baseball.....	1889
All-Time Record.....	2,398-1,753-18 (.577)
All-Time Conference Record.....	940-872-2 (.519)
All-Time NCAA Tournament Record.....	37-37 (.500)
Conference Regular Season Titles.....	8
Conference Tournament Titles.....	6
NCAA Tournament Appearances.....	19
Super Regionals Appearances.....	4
College World Series Appearances.....	3
First-Team All-America Certificates.....	48
Freshman All-America Certificates.....	36
CoSIDA Academic All-Americans.....	22
All-Big Ten Selections (Since 2012).....	53
Perfect Games Thrown.....	1 (1980)
No-Hitters Thrown.....	10 (5 Ind., 4 Comb., 1 Perf. Game)
Huskers Who Have Played in the MLB.....	42

UNIVERSITY OF NEBRASKA QUICK FACTS

Location.....	Lincoln, Neb.
Founded.....	1869
Enrollment.....	23,954
Affiliation.....	NCAA Division I
Conference.....	Big Ten
Nickname.....	Cornhuskers, Huskers
Colors.....	Scarlet and Cream
President.....	Dr. Jeffrey P. Gold
Interim Chancellor.....	Katherine S. Ankerson
Director of Athletics.....	Troy Dannen

2026 PREVIEW

2025 Record.....	33-29
2025 Big Ten Record (Finish).....	15-15 (T-8th)
Position Starters Returning/Lost.....	5/4
Pitchers Returning/Lost.....	13/9
Letterwinners Returning/Lost.....	19/18
Newcomers.....	21

NEBRASKA BASEBALL STAFF

Head Coach.....	Will Bolt
Assistant Coach.....	Lance Harvell
Assistant Coach.....	Rob Childress
Assistant Coach.....	Mike Sirianni
Strength Coach.....	Garrett Plumlee
Director of Operations.....	Conor Behrens
Director of Player Development.....	Kyle Nicholson
Baseball Secretary.....	Renee Brinkmann
Athletic Trainer.....	Tanner Fowler

COMMUNICATIONS INFORMATION

Assistant Communications Director.....	Jared Meister
Email.....	jmeister@huskers.com
Office Phone.....	(402) 472-7781
Official Nebraska Athletics Website.....	Huskers.com
Twitter/Instagram.....	HuskerBaseball

DATE	DAY	OPPONENT	LOCATION
Feb. 13	Friday	vs. UConn [^]	Scottsdale, Ariz.
Feb. 14	Saturday	vs. Northeastern [^]	Mesa, Ariz.
Feb. 15	Sunday	vs. Grand Canyon [^]	Mesa, Ariz.
Feb. 16	Monday	vs. Stanford [^]	Scottsdale, Ariz.
Feb. 20	Friday	vs. Louisville#	Arlington, Texas
Feb. 21	Saturday	vs. Kansas State#	Arlington, Texas
Feb. 22	Sunday	vs. Florida State#	Arlington, Texas
Feb. 27	Friday	at Auburn	Auburn, Ala.
Feb. 28	Saturday	at Auburn	Auburn, Ala.
March 1	Sunday	at Auburn	Auburn, Ala.
March 3	Tuesday	Omaha	Hawks Field at Haymarket Park
March 4	Wednesday	South Dakota State	Hawks Field at Haymarket Park
March 6	Friday	Michigan State*	Hawks Field at Haymarket Park
March 7	Saturday	Michigan State*	Hawks Field at Haymarket Park
March 8	Sunday	Michigan State*	Hawks Field at Haymarket Park
March 11	Wednesday	North Dakota State	Hawks Field at Haymarket Park
March 13	Friday	Maine	Hawks Field at Haymarket Park
March 14	Saturday	Maine	Hawks Field at Haymarket Park
March 15	Sunday	Maine	Hawks Field at Haymarket Park
March 17	Tuesday	at Wichita State	Wichita, Kan.
March 18	Wednesday	at Wichita State	Wichita, Kan.
March 20	Friday	at Michigan*	Ann Arbor, Mich.
March 21	Saturday	at Michigan*	Ann Arbor, Mich.
March 22	Sunday	at Michigan*	Ann Arbor, Mich.
March 24	Tuesday	at Kansas State	Manhattan, Kan.
March 27	Friday	Indiana*	Hawks Field at Haymarket Park
March 28	Saturday	Indiana*	Hawks Field at Haymarket Park
March 29	Sunday	Indiana*	Hawks Field at Haymarket Park
March 31	Tuesday	at Creighton	Omaha, Neb.
April 3	Friday	Penn State*	Hawks Field at Haymarket Park
April 4	Saturday	Penn State*	Hawks Field at Haymarket Park
April 5	Sunday	Penn State*	Hawks Field at Haymarket Park
April 7	Tuesday	Kansas	Hawks Field at Haymarket Park
April 10	Friday	at Oregon*	Eugene, Ore.
April 11	Saturday	at Oregon*	Eugene, Ore.
April 12	Sunday	at Oregon*	Eugene, Ore.
April 14	Tuesday	Creighton	Hawks Field at Haymarket Park
April 17	Friday	USC*	Hawks Field at Haymarket Park
April 18	Saturday	USC*	Hawks Field at Haymarket Park
April 19	Sunday	USC*	Hawks Field at Haymarket Park
April 21	Tuesday	at Kansas	Lawrence, Kan.
April 24	Friday	at Illinois*	Champaign, Ill.
April 25	Saturday	at Illinois*	Champaign, Ill.
April 26	Sunday	at Illinois*	Champaign, Ill.
April 28	Tuesday	Kansas State	Hawks Field at Haymarket Park
May 1	Friday	at Ohio State*	Columbus, Ohio
May 2	Saturday	at Ohio State*	Columbus, Ohio
May 3	Sunday	at Ohio State*	Columbus, Ohio
May 8	Friday	Iowa*	Hawks Field at Haymarket Park
May 9	Saturday	Iowa*	Hawks Field at Haymarket Park
May 10	Sunday	Iowa*	Hawks Field at Haymarket Park
May 12	Tuesday	at Creighton	Omaha, Neb.
May 14	Thursday	at Minnesota*	Minneapolis, Minn.
May 15	Friday	at Minnesota*	Minneapolis, Minn.
May 16	Saturday	at Minnesota*	Minneapolis, Minn.
May 19-24	Tuesday-Sunday	Big Ten Baseball Tournament	Omaha, Neb.
May 29-June 1	Friday-Monday	NCAA Regionals	Various Sites
June 5-8	Friday-Monday	NCAA Super Regionals	Various Sites
June 12-22	Friday-Monday	College World Series	Omaha, Neb.

[^] - MLB Desert Invitational

- Amegy Bank College Baseball Series

* - Big Ten Conference Game

Bold indicates home game

All home games played at Hawks Field at Haymarket Park

Dates and times subject to change

NO.	PLAYER	YR.	POS.	HT.	WT.	B/T	HOMETOWN / PREVIOUS SCHOOL
0	Jeter Worthley	Fr.	C	5-11	190	R/R	Lincoln, Neb. / East HS
1	Jett Buck	Sr.	INF	5-11	185	R/R	Kansas City, Mo. / Washburn
2	Ty Horn	Jr.	RHP	6-2	190	L/R	Halstead, Kan. / Eisenhower HS
4	Joshua Overbeek	Sr.	INF	6-1	215	S/R	Cincinnati, Ohio / Cisco College
5	Nico Newhan	RSo.	INF	5-11	190	R/R	San Diego, Calif. / Grossmont College
6	Pryce Bender	So.	RHP	6-4	190	R/R	Edmond, Okla. / Edmond North HS
9	Rhett Stokes	Sr.	INF	5-10	190	R/R	Roswell, N.M. / New Mexico Military Institute
10	Drew Grego	Fr.	OF	6-0	190	R/R	Papillion, Neb. / Bellevue West HS
11	Max Buettenback	Jr.	OF	6-1	215	L/R	Lincoln, Neb. / Southeast HS
12	Cole Kitchens	Sr.	INF	6-4	220	R/R	Centerton, Ark. / Southern Indiana
13	Will Jesske	Jr.	OF	5-11	210	R/R	Lincoln, Neb. / Southeast HS
14	Case Sanderson	Jr.	INF	6-3	210	L/L	Nevada, Mo. / Nevada HS
15	Dylan Carey	Sr.	INF	6-2	210	R/R	Castle Rock, Colo. / Ponderosa HS
16	Devin Nunez	So.	OF	5-10	180	L/R	Navasota, Texas / Navasota HS
17	Mac Moyer	Jr.	OF	6-1	195	L/L	Washougal, Wash. / San Jancinto JC
18	Preston Freeman	RJr.	OF	6-2	190	L/R	Floresville, Texas / Cisco College
19	Cooper Katskee	RJr.	RHP	6-4	220	R/R	Greenwood Village, Colo. / Miami (OH)
20	Kevin Mannell	RSr.	RHP	6-4	220	R/R	Topeka, Kan. / Mississippi State
21	Trey Fikes	Jr.	C	5-10	195	R/R	Steele, Mo. / Three Rivers College
23	Blake Encarnacion	So.	RHP	6-4	210	R/R	Friendswood, Texas / Friendswood HS
24	Caleb Clark	Sr.	LHP	6-2	210	L/L	Orillia, Ontario / Orillia Secondary School
25	Reed Strohmeier	Fr.	INF	6-2	190	L/R	Dubuque, Iowa / Hempstead HS
26	Miken Miller	Jr.	C	5-10	195	L/R	Otsego, Minn. / Johnson County CC
27	Joey Senstock	Fr.	INF	6-1	200	R/R	Lincoln, Neb. / East HS
28	Braxton Stewart	RSo.	LHP	6-4	185	L/L	Winston-Salem, N.C. / Iowa Western CC
30	Carter Kelley	Jr.	INF	6-6	235	R/R	North Platte, Neb. / Johnson County CC
31	Auden Pankonin	Fr.	RHP	6-4	205	R/R	Hudson, Wis. / River Falls HS
32	Tucker Timmerman	Jr.	RHP	6-3	215	R/R	Beatrice, Neb. / Beatrice HS
33	Jace Ziola	Fr.	RHP	6-2	200	R/R	Elkhorn, Neb. / Skutt Catholic HS
34	Carter Kutz	Fr.	RHP	6-3	205	R/R	Hartford, Wis. / Hartford HS
35	Ryan Harrahill	Jr.	RHP	6-4	220	R/R	Elkhorn, Neb. / Elkhorn North HS
36	Grant Cleavinger	Sr.	LHP	6-5	220	L/L	Lawrence, Kan. / Tulane
37	J'Shawn Unger	So.	RHP	6-5	220	R/R	Blair, Neb. / Blair HS
38	Lynden Bruegman	Sr.	LHP	6-2	215	L/L	Lincoln, Neb. / Missouri Western State
39	Carson Jasa	RSo.	RHP	6-7	215	R/R	Thornton, Colo. / Faith Christian Academy
41	Chase Olson	RFr.	LHP	5-11	175	L/L	Raymore, Mo. / Raymore-Peculiar HS
42	Jalen Worthley	Sr.	LHP	5-11	180	L/L	Lincoln, Neb. / East HS
43	Cooper Grace	Fr.	RHP	6-3	215	R/R	Wakarusa, Kan. / Hayden Catholic HS
44	Blake Sebastian	Fr.	RHP	6-5	225	R/R	Leawood, Kan. / Blue Valley North HS
47	Colin Nowaczyk	So.	LHP	6-1	200	L/L	Elkhorn, Neb. / Elkhorn North HS
50	Gavin Blachowicz	So.	RHP	6-4	210	L/R	Olathe, Kan. / Olathe South HS

COACHING AND SUPPORT STAFF

7	Will Bolt, Head Coach (Seventh Season)
22	Lance Harvell, Assistant Coach (Seventh Season)
29	Rob Childress, Assistant Coach (Third Season)
3	Mike Sirianni, Assistant Coach (Third Season)
	Garrett Plumlee, Strength Coach
	Conor Behrens, Director of Operations
	Kyle Nicholson, Director of Player Development
	Renee Brinkmann, Baseball Secretary
	Tanner Fowler, Athletic Trainer



RIGHT-HANDED PITCHER
TY HORN 2

YR. JR.	B/T L/R	HT. 6-2	WT. 180
-------------------	-------------------	-------------------	-------------------

HOMETOWN HALSTEAD, KAN.	PREVIOUS SCHOOL EISENHOWER HS
-----------------------------------	---

HONORS & AWARDS

» **Nebraska Scholar-Athlete Honor Roll (Spring 2024)**

2025

Made 18 appearances on the mound, starting in 17 games for the Huskers. • Tied for third-most starts in a season by an NU pitcher in program history. • Went 4-4 with a 4.94 ERA. • Totaled a team-high 76 strikeouts in 85.2 innings. • Limited opposing hitters to a .262 hitting clip. • Had six outings with at least six innings. • Struck out six-plus batters in seven games, including season-high seven punchouts in Iowa. • Pitched eight shutout innings in the championship game against No. 13 UCLA at the Big Ten Tournament, limiting the Bruins to three hits with six strikeouts and three walks. • Allowed one run on five hits with six punchouts and a walk in 7.1 innings vs. Holy Cross at Chapel Hill Regional. • Picked up wins against Northwestern, Maryland, No. 13 UCLA and Holy Cross.

2024

Made 13 appearances, including four starts on the mound in his first season with the Huskers. • Went 1-1 with a save. • Compiled a 5.91 ERA and 19 strikeouts in 21.1 innings. • Had five outings of at least two innings, including a season-high three innings against Grand Canyon and South Alabama. • Picked up a win in two-inning relief appearance at Charleston. • Collected lone save at Grand Canyon. • Recorded a season-high four strikeouts vs. South Alabama and Ohio State. • Allowed one earned run over final five appearances, totaling 5.2 innings.

Eisenhower High School

Tabbed the No. 2 right-handed pitcher and No. 3 overall prospect out of Kansas by Prep Baseball Report. • Named All-Class and Class 5A Pitcher of the Year after piecing together one of the greatest seasons in high school baseball history in the state of Kansas. • As a senior, posted a 6-0 record with a perfect 0.00 ERA in 38.1 innings. • Struck out 65 opposing hitters for a 46 percent strikeout percentage while walking just nine batters and giving up only 12 hits. • As a junior, went 5-1 with a 0.46 ERA while not allowing an earned run until the regular-season finale. • Earned All-Class 5A first team and Ark Valley-Chisholm Trail Division II Pitcher of the Year honors as a junior.

Personal

Parents are Aaron and Shasta Horn. • Mother, Shasta, played soccer at Texas A&M. • Majoring in sports media and communication.



INFIELDER
JOSHUA OVERBEEK 4

YR. SR.	B/T S/R	HT. 6-1	WT. 215
-------------------	-------------------	-------------------	-------------------

HOMETOWN CINCINNATI, OHIO	PREVIOUS SCHOOL CISCO COLLEGE
-------------------------------------	---

HONORS & AWARDS

» **Academic All-Big Ten (2025)**
 » **Chi Alpha Sigma Honor Society (2025)**
 » **Tom Osborne Citizenship Team (2025)**
 » **Nebraska Scholar-Athlete Honor Roll (Fall 2023, 2024; Spring 2024)**

2025

Played in 52 games, making 47 starts for the Huskers. • Hit .293 at the plate with 13 doubles, a triple and six home runs. • Drove in 28 runs and scored 28 times. • Posted a .377 on-base percentage and .483 slugging percentage. • Compiled 14 multi-hit games and 4 multi-RBI contests. • Tallied season-high three hits in four games against Rutgers, Maryland, Creighton and Michigan. • Drove in season-high five RBI at Maryland. • Went 2-for-3 with two home runs and four RBI vs. Northwestern. • Also homered against Iowa (twice), Minnesota and Creighton.

2024

Played in 51 games, making 49 starts in debut season at Nebraska. • Hit .276 at the plate with nine doubles, a triple and six homers. • Drove in 29 runs and scored 41 runs. • Recorded a .394 on-base percentage. • Finished second on the team with 16 stolen bases in 19 attempts. • Tied for second on the team with 29 walks on the season. • Compiled 13 multi-hit games, including a three-hit performance and a four-hit game. • Tallied three hits at Minnesota and recorded a season-high four hits against Florida in Stillwater Regional. • Had seven games with two-plus RBI, including one three-RBI game and a pair of four-RBI contests.

Cisco College

Overbeek comes to Nebraska after playing one season at Cisco College, where he was a first-team all-conference selection and finished runner-up for Conference Player of the Year. • Appeared in 56 games with the Wranglers, hitting .415 at the plate with 17 doubles, four triples, 11 home runs, 55 RBI and 64 runs scored. • Posted a .522 on-base percentage and a .732 slugging percentage. • Totaled 21 multi-hit games, including nine games of at least three hits. • Recorded 14 multi-RBI games and score three-plus runs in seven contests at Cisco.

Pitt

Played in 21 games, including six starts in lone season with Panthers in 2022. • Recorded seven hits, including a home run, to go along with eight walks, three RBI and eight runs scored. • Had a pair of two-hit performances at Miami. • Hit lone home run in a pinch-hit appearance against Georgia Tech.

Anderson High School

Lettered in baseball and basketball at Anderson High School. • Ranked No. 57 first baseman nationally and No. 20 overall prospect out of Ohio in the class of 2021 by Perfect Game. • Named a Perfect Game Underclass All-American and was a PBR Ohio All-State First-Team selection. • Recorded a .458 batting average, 1.532 OPS and eight homers in senior season. • Earned all-state and all-Cincinnati recognition. • Tabbed Eastern Cincinnati Conference Player of the Year. • Named to the Eastern Cincinnati Conference All-Academic Team.

Personal

Parents are Bobby and Susie Overbeek. • Has two sisters, Abigail and Chloe, and one brother, Josiah. • Majoring in human development and family science.



RIGHT-HANDED PITCHER
PRYCE BENDER 6

YR. B/T HT. WT.
SO. R/R 6-3 185

HOMETOWN PREVIOUS SCHOOL
EDMOND, OKLA. EDMOND NORTH HS

HONORS & AWARDS

» **Nebraska Scholar-Athlete Honor Roll (Fall 2024)**

2025

Made 20 appearances on the mound in first season at Nebraska. • One of five NU pitchers with at least 20 appearances on the season. • Went 2-0 with a 5.76 ERA. • Totaled 16 strikeouts in 25 innings. • Limited opposing hitters to a .257 batting average. • Pitched at least two innings in six outings. • Threw a season-high 2.2 innings at Creighton and saw 2.1 innings of action against UCLA. • Tossed two innings vs. UC Irvine, USC, Kansas and Purdue. • Recorded season-high three strikeouts at Creighton. • Struck out two batters vs. Louisiana, Kansas, Minnesota and Purdue.

Edmond North High School

Tabbed the No. 70 shortstop nationally and the No. 1 shortstop and No. 6 overall prospect in the state of Oklahoma by Prep Baseball Report. • Lettered in football and baseball as a multi-sport athlete at Edmond North High School. • Earned all-state recognition and was COAC Pitcher of the Year as a senior. • Led team to regional championship in junior season. • On the gridiron, set single-season and career school records for passing yards, pass completions and passing touchdowns.

Personal

Parents are Gabe and Michelle Bender. • Has one brother, Gavin. • Father, Gabe, played college baseball at Hardin-Simmons. • Mother, Michelle, played college volleyball at Hardin-Simmons. • Majoring in accounting.



INFIELDER
RHETT STOKES 9

YR. B/T HT. WT.
SR. R/R 5-11 180

HOMETOWN PREVIOUS SCHOOL
ROSWELL, N.M. N.M. MILITARY INSTITUTE

HONORS & AWARDS

» **All-Stillwater NCAA Regional Team (2024)**
 » **Big Ten All-Tournament Team (2024)**
 » **Academic All-Big Ten (2025)**
 » **Nebraska Scholar-Athlete Honor Roll (Spring 2024)**
 » **Tom Osborne Citizenship Team (2025)**

2025

Played in 44 games, making 20 starts for the Huskers. • Hit .215 with a double. • Drove in seven runs and scored eight times. • Tallied three stolen bases. • Recorded three two-hit games. • Went 2-for-3 with an RBI vs. No. 13 UCLA in Big Ten Championship. • Totaled two hits against Washington (twice). • Drove in one run against UC Irvine, San Diego State, Washington, Wichita State, Kansas State, No. 5 Oregon State and No. 13 UCLA. • Doubled vs. Holy Cross at Chapel Hill Regional.

2024

Played in 53 games, making 43 starts in first season with the Big Red. • Named to the All-Stillwater Regional Team and Big Ten All-Tournament Team. • Hit a team-leading .360 at the plate with 16 doubles, a home run, 18 RBI and 31 runs scored. • Posted a .409 on-base percentage. • Had six stolen bases in nine attempts. • Became the first Husker in Haymarket Park history with five consecutive three-hit games. • Tallied 16 multi-hit games, including nine games with three hits. • Drove in multiple runs in five games, including a season-high three RBI against South Alabama. • Had two doubles against South Alabama (twice) and Nicholls. • Scored three runs vs. Nicholls and Omaha.

New Mexico Military Institute

Played for two seasons at New Mexico Military Institute. • Led all of junior college with 11 triples as a freshman and 101 runs scored as a sophomore. • Played in 114 games with the Broncos, hitting .399 with 32 doubles, 16 triples, 19 homers, 98 RBI, 165 runs and 35 stolen bases. • Was selected to the Texas/New Mexico NJCAA All-Star Game as a sophomore after hitting .433 with 20 doubles, five triples, 13 home runs, 59 RBI and 101 runs in 2023. • Compiled 28 multi-hit games in 2023, including 10 games with at least three hits. • Named team offensive MVP after hitting .362 with 12 doubles, 11 triples, six homers, 39 RBI and 64 runs in 55 games as a freshman in 2022.

Roswell High School

Lettered in baseball and basketball at Roswell High School. • Earned first-team all-conference honors as a senior. • Named offensive MVP during senior season. • Member of National Honor Society.

Personal

Parents are Kyle and Julie Stokes. • Has one brother, Ross. • Majoring in nutrition, exercise and health science.



OUTFIELDER
MAX BUETTENBACK 11

YR.	B/T	HT.	WT.
JR.	L/R	6-0	190

HOMETOWN
LINCOLN, NEB.

PREVIOUS SCHOOL
SOUTHEAST HS

HONORS & AWARDS

- » **Big Ten Distinguished Scholar (2025)**
- » **Nebraska Scholar-Athlete Honor Roll (Fall 2023, 2024; Spring 2024)**

2025

Appeared in 40 games, including 31 starts in his second season with the Huskers. • Hit .286 at the plate with eight doubles, a triple and seven home runs. • Drove in 27 runs and scored 27 times. • Posted a .383 on-base percentage and .532 slugging percentage. • Tallied seven multi-hit games, including two three-hit performances. • Drove in two-plus RBI seven times, including one four-RBI game and a five-RBI contest. • Went 3-for-5 with a home run and season-high five RBI at Omaha. • Was 3-for-3 with a pair of doubles and three RBI at No. 22 Kansas. • Drove in four runs with a homer in win vs. San Diego State. • Also homered against No. 5 Oregon State, Rutgers and Northwestern (twice). • Posted three RBI against No. 5 Oregon State, No. 22 Kansas and Oklahoma.

2024

Competed in six games, making one start in first season at Nebraska. • Recorded a home run, one RBI and a run scored in six at-bats on the season. • Became the first Husker since 2021 with an inside-the-park home run after hitting a pinch-hit inside-the-park homer at Wichita State. • Drew a walk in a pinch-hitting appearance vs. Nicholls.

Lincoln Southeast High School

Rated the No. 7 overall prospect in the state of Nebraska by Prep Baseball Report. • Lettered in football and baseball at Lincoln Southeast High School. • Was a three-time all-conference and all-state selection with the Knights. • Hit .485 at the plate and helped the Knights to a 17-11 record as a senior after leading the team to a district title and fifth-place finish at the state tournament as a junior. • Hit .436 with 15 doubles, two triples, a home run, 16 RBI and 45 runs as a junior after hitting .452 with six doubles, a triple and three homers as a sophomore. • Also played for JC Brager and the Nebraska Prospects, seeing time as an outfielder, pitcher and third baseman.

Personal

Parents are Ben and Megan Buettenback. • Has one brother, Cash. • Comes from a Husker Football family, as his father, Ben, was a four-year letterwinner in football at Nebraska from 1996 to 1999 and was a member of the 1997 national championship team, while his uncle, Matt Vrzal, was a three-year letterwinner and part of the 1994 and 1995 national championship teams. • Also had an uncle, Bo Buettenback, play college basketball at Cornell. • Majoring in mathematics.



OUTFIELDER
WILL JESKKE 13

YR.	B/T	HT.	WT.
JR.	R/R	5-11	200

HOMETOWN
LINCOLN, NEB.

PREVIOUS SCHOOL
SOUTHEAST HS

HONORS & AWARDS

- » **Academic All-Big Ten (2025)**
- » **Tom Osborne Citizenship Team (2025)**
- » **Nebraska Scholar-Athlete Honor Roll (Fall 2022, 2024; Spring 2023, 2024)**

2025

Appeared in 43 games, making 29 starts in his second season with the Huskers. • Batted .288 at the plate with six doubles, a triple and three homers. • Drove in 15 runs and scored 22 times. • Posted a .349 on-base percentage and .441 slugging percentage. • Tallied five stolen bases. • Compiled four multi-hit games and three multi-RBI contests. • Recorded season-high four hits and three runs scored at Purdue. • Had two hits against San Diego State, Pepperdine and Minnesota. • Drove in season-high three runs vs. No. 5 Oregon State, while tallying two RBI against Iowa and Northwestern. • Homered vs. No. 5 Oregon State, No. 22 Kansas and Iowa.

2024

Competed in 19 games, making four starts in first season at Nebraska. • Hit .280 with a double, four RBI and six runs scored. • Recorded a season-high two hits in two games at Grand Canyon. • Doubled in a two-hit effort at Grand Canyon. • Posted hits against Grand Canyon (twice), Charleston, South Alabama and Michigan State. • Drove in a season-high two runs at Charleston.

Lincoln Southeast High School

Lettered in baseball and football at Lincoln Southeast High School. • Two-time all-conference, all-state and Super-State selection in baseball. • Earned all-state honorable mention as a sophomore and was a three-time all-city honoree in baseball. • Sported a .411 batting average in senior season with the Knights. • Led Knights to top-five finish as a junior after posting a .495 batting average and .743 slugging percentage. • Was a two-time all-conference and all-city selection on the gridiron as a linebacker. • Helped team finish in top-16 in football during junior season. • Member of National Honor Society and named to honor roll in every year.

Personal

Parents are Jud and Kaye Jesske. • Has two brothers, Jared and Jacob. • Majoring in finance.



INFILDER
CASE SANDERSON 14

YR. B/T HT. WT.
JR. L/L 6-3 205

HOMETOWN
NEVADA, MO.

PREVIOUS SCHOOL
NEVADA HS

HONORS & AWARDS

- » **Third-Team All-Big Ten (2024)**
- » **Big Ten All-Freshman Team (2024)**
- » **Academic All-Big Ten (2025)**
- » **Nebraska Scholar-Athlete Honor Roll (Fall 2023, 2024; Spring 2024)**
- » **Tom Osborne Citizenship Team (2025)**

2025

Played in 56 games, making 52 starts for the Huskers. • Finished third on the team with a .307 batting average. • Totaled nine doubles, two triples and three home runs. • Drove in 31 runs and scored 34 times. • Second on team with a .416 on-base percentage. • Posted a .417 slugging percentage. • Recorded 16 multi-hit games, including three three-hit contests and a pair of four-hit performances. • Drove in two-plus RBI in 10 games. • Went 4-for-5 with a double, home run, three RBI and three runs scored at Kansas State. • Was 4-for-6 with a double and an RBI at Omaha. • Totaled three hits against Maryland, Michigan and Michigan State. • Drove in three runs vs. Maryland and Michigan. • Homered against Kansas State, Maryland and Michigan. • Belted walk-off three-run homer in the bottom of the ninth against Michigan in 5-2 win.

2024

Named to the All-Big Ten Third Team and the Big Ten's All-Freshman Team. • Competed in 54 games, including 43 starts in first season with the Big Red. • Finished second on the team with a .338 batting average. • Totaled six doubles, a triple, three home runs, 26 RBI and 27 runs scored. • Posted a team-leading .469 on-base percentage. • Had an on-base streak of 20 games in the season, tying for the team-best in 2024. • Compiled 15 multi-hit performances, including five games with three hits. • Drove in multiple runs five times, including one three-RBI game and a four-RBI contest. • Tallied a season-high three hits against New Mexico State, Rutgers, Michigan State (twice) and Purdue. • Drove in a season-high four runs against Niagara in the Stillwater Regional.

Nevada High School

Ranked the No. 2 first baseman and No. 23 overall prospect in the state of Missouri by Prep Baseball Report. • As a senior, led Tigers to a 21-7 overall record and appearance in the state quarterfinals while also helping the Tigers to a 9-3 record in football as a multi-sport letterwinner at Nevada High School. • Hit .516 with 18 extra-base hits, 23 RBI and 21 stolen bases at the plate and posted a 5-2 record with a 1.02 ERA and 72 strikeouts in 41.1 innings on the mound to earn all-conference and all-state honors, including Big 8 Player of the Year as a junior. • Earned first-team all-conference as an outfielder and a pitcher after helping the Tigers to a 19-7 overall record in his sophomore season. • Also played summer ball for Marucci Midwest, hitting .515 at the plate with 15 home runs and a .540 on-base percentage to help the team to a 44-21 overall record.

Personal

Parents are Doug and Michelle Sanderson. • Has two brothers, Cayden and Cole. • Brother, Cole, is an assistant coach working with the pitchers and outfielders at Northwood. • Majoring in nutrition science.



INFILDER
DYLAN CAREY 15

YR. B/T HT. WT.
SR. R/R 6-3 205

HOMETOWN
CASTLE ROCK, COLO.

PREVIOUS SCHOOL
PONDEROSA HS

HONORS & AWARDS

- » **Brooks Wallace Award Watch List (2025)**
- » **Academic All-Big Ten (2024, 2025)**
- » **Tom Osborne Citizenship Team (2023, 2025)**
- » **Nebraska Scholar-Athlete Honor Roll (Fall 2022, 2024; Spring 2023, 2024)**
- » **Bronze Medallion Recipient (2023)**

2025

Named to the Brooks Wallace Award Watch List. • Started all 62 games for the Huskers. • Batted .288 at the plate with a team-high 20 doubles and eight home runs. • Concluded season with 47 career doubles, which ranks tied for fifth all-time in program history. • Second on the team with 41 RBI and 49 runs. • Posted a .377 on-base percentage and .486 slugging percentage. • Recorded 16 multi-hit games, including six games with three hits. • Had a team-best 12 multi-RBI contests, including four three-RBI performances. • Went 3-for-4 with two home runs and three RBI at Pepperdine. • Compiled three hits against UC Irvine, Kansas State (twice), Pepperdine, Creighton and Purdue. • Also had three RBI vs. Washington, Pepperdine, Rutgers and Purdue. • Doubled twice against Creighton and No. 13 UCLA. • Homered vs. Kansas State, Washington, Pepperdine (twice), No. 5 Oregon State, Iowa, Minnesota and Purdue.

2024

Started 61 games in second season with the Huskers. • Hit .255 at the plate with a team-high 18 doubles, seven home runs, 31 RBI and 30 runs scored. • Had three stolen bases in six attempts. • Finished second on the team with 17 multi-hit contests, including a trio of three-hit games. • Tied for third on the team with seven multi-RBI games, including a pair of three-RBI performances. • Matched his season-high totals in hits and RBI with a 3-for-4 effort with a home run, three RBI and two runs at Minnesota. • Recorded a season-high three hits against Charleston, Rutgers and Minnesota. • Drove in a season-best three runs vs. South Alabama and Minnesota.

2023

Appeared in 53 games, making 53 starts in his debut season with the Huskers. • Hit .275 at the plate with nine doubles, two triples and four home runs. • Tallied 30 RBI and scored 33 runs. • Posted a .348 on-base percentage and a .396 slugging percentage. • Recorded 18 multi-hit performances, including a trio of three-hit games and one four-hit game. • Had nine games with at least two RBI, including eight games with two RBI and one game with four RBI. • Posted a season-high four hits with a 4-for-6 performance with two RBI and a pair of runs scored vs. Hawaii. • Totaled three-hit games vs. San Diego, Nicholls and Penn State. • Recorded a season-high two doubles vs. Nicholls and Texas A&M-Corpus Christi. • Homered against San Diego (twice), Illinois and Omaha.

Ponderosa High School

Lettered two years under coach Bob Maloney at Ponderosa High School. • Ranked the top recruit in Colorado by Prep Baseball Report. • Named Class 4A Player of the Year and a Rawlings First-Team High School All-American after hitting .527 with 49 hits and 53 RBI as a senior. • The two-time first-team all-state and first-team all-conference selection hit .517 with five homers, 21 RBI and 16 runs scored in league play as a junior. • Helped the Mustangs to the Class 4A state championship and a conference title in junior season. • Earned a spot on the Perfect Game National Elite Championship All-Tournament Team in 2021. • Tabbed a Preseason Underclass All-American, he earned Perfect Game World Series All-Tournament honors three years in a row (2018-20), WWBA All-Tournament Team recognition twice (2018-19) and was part of the Freshman World Championship All-Tournament Team in 2018.

Personal

Parents are Brian and Jennifer Carey. • Has one sister, Brooke. • Cousin, Scott Fries, was a member of the Nebraska baseball program in 1999 and 2000. • Grandfather, Dave Carey, was drafted by the Montreal Expos in the fourth round of the 1971 MLB Draft. • Great uncle, Dan Carey, was drafted by the New York Mets in the second round of the 1967 MLB Draft. • Majoring in business.



OUTFIELDER
DEVIN NUNEZ 16

YR. SO.	B/T L/R	HT. 5-11	WT. 180
-------------------	-------------------	--------------------	-------------------

HOMETOWN
NAVASOTA, TEXAS

PREVIOUS SCHOOL
NAVASOTA HS

HONORS & AWARDS

- » **All-Big Ten Freshman Team (2025)**
- » **Frisco Classic All-Tournament Team (2025)**
- » **Big Ten Freshman of the Week (2025)**
- » **Nebraska Scholar-Athlete Honor Roll (Fall 2024)**

2025

Named to the All-Big Ten Freshman Team and Frisco Classic All-Tournament Team. • Appeared in 41 games, making 32 starts in first season at Nebraska. • Batted team-best .331 at the plate with six doubles and five home runs. • Drove in 22 runs and scored 21 times. • Posted a .406 on-base percentage and .496 slugging percentage. • Tallied four stolen bases. • Compiled 12 multi-hit games and five multi-RBI contests. • Concluded season with on-base streak of 11 games. • Named Big Ten Freshman of the Week after hitting 7-of-14 with a home run, three RBI and four runs scored at Frisco Classic. • Went 4-for-4 with two doubles vs. Holy Cross at Chapel Hill Regional. • Had three hits against No. 2 LSU and Wichita State. • Drove in season-high five runs against Wichita State. • Homered vs. Louisiana, Kansas State, Washington, Purdue and No. 13 UCLA.

Navasota High School

Tabbed the No. 2 second baseman and No. 79 overall prospect in the state of Texas by Prep Baseball Report. • Earned THSCA Super Elite Team, All-State Elite Team and All-State All-Star recognition as a senior. • Hit .506 with 49 hits, 38 RBI and 48 runs scored to help Rattlers capture a bi-district championship in senior season. • As a junior, hit .410 with 25 hits, 25 RBI and 18 runs while earning first-team all-district honors. • Led Rattlers to a bi-district title and was named first-team all-district while hitting .361 with 30 hits, 21 RBI and 21 runs scored in sophomore campaign. • Began prep career with a .321 batting average and 26 hits, 24 RBI and 22 runs in freshman season. • Played one season of football, earning all-district honorable mention as a slot receiver on the gridiron.

Personal

Parents are Ricky and Lorenza Nunez. • Has two brothers, Daniel and Dylan. • Majoring in business administration.



RIGHT-HANDED PITCHER
BLAKE ENCARNACION 23

YR. SO.	B/T R/R	HT. 6-4	WT. 210
-------------------	-------------------	-------------------	-------------------

HOMETOWN
FRIENDSWOOD, TEXAS

PREVIOUS SCHOOL
FRIENDSWOOD HS

HONORS & AWARDS

- » **Tom Osborne Citizenship Team (2025)**

2025

Made nine appearances on the mound in first season at Nebraska. • Didn't allow a run in four innings. • Totaled five strikeouts and one hit allowed. • Limited opposing hitters to an 0.77 batting average. • Pitched season-high one inning at No. 22 Kansas. • Tossed 0.2 innings against No. 2 LSU and Purdue. • Recorded a strikeout against UCLA, Kansas State, No. 22 Kansas, Iowa and Purdue.

Friendswood High School

Tabbed the No. 27 right-handed pitcher and No. 71 overall prospect in the state of Texas by Prep Baseball Report. • Lettered in baseball at Friendswood High School. • Helped the Mustangs to a 30-7-1 overall record and the fourth round of the playoffs as a senior. • Was a first-team all-district selection and Texas High School Baseball Coaches Association All-Star after posting a 1.40 ERA and 75 strikeouts in 54 innings as a senior. • Recorded a 1.02 WHIP and held opponents to a .123 batting average in senior season. • As a junior, led the Mustangs to a third-round appearance in the playoffs.

Personal

Parents are Arthur and Karen Encarnacion. • Has two sisters, Paige and Laurel. • Undeclared on a major.



LEFT-HANDED PITCHER
CALEB CLARK 24

YR. SR.	B/T L/L	HT. 6-2	WT. 210
-------------------	-------------------	-------------------	-------------------

HOMETOWN ORILLIA, ONTARIO	PREVIOUS SCHOOL ORILLIA SECONDARY SCHOOL
-------------------------------------	--

HONORS & AWARDS

- » **CSC Academic All-District (2025)**
- » **Academic All-Big Ten (2024, 2025)**
- » **Gold Medallion Recipient (2023)**
- » **Arthur Ashe Jr. Sports Scholar (2025)**
- » **Chi Alpha Sigma Honor Society (2025)**
- » **Nebraska Scholar-Athlete Honor Roll (Fall 2022, 2023, 2024; Spring 2023, 2024)**
- » **Tom Osborne Citizenship Team (2023, 2024, 2025)**

2025

Made 20 appearances on the mound for the Huskers. • One of five NU pitchers with at least 20 appearances on the season. • Went 0-1 with a 3.20 ERA. • Totaled 18 strikeouts in 19.2 innings. • Pitched at least one inning in 12 outings. • Tossed a season-high 2.2 innings against Oklahoma in the Chapel Hill Regional. • Saw 1.1 innings of work vs. UCLA, No. 5 Oregon State, Omaha, Rutgers and Purdue. • Recorded a strikeout in 15 of 20 outings, including three multi-strikeout appearances. • Struck out a season-high three hitters at Purdue and collected a pair of punchouts against Omaha and Oklahoma. • Ended season with eight consecutive appearances without an earned run allowed.

2024

Appeared in 17 games, making three starts on the mound in second season with the Huskers. • Went 1-0 with one save. • Recorded a 7.92 ERA and 32 punchouts in 30.2 innings. • Limited opposing hitters to a .264 batting average. • Collected a win in 2.2-inning relief appearance vs. Indiana. • Posted a save in a 2.1-inning outing at Michigan State. • Had eight appearances of at least two innings, including a season-high four innings at Grand Canyon. • Garnered multiple strikeouts in 11 of 17 appearances, including five outings with three-plus punchouts. • Recorded a season-high four strikeouts against Creighton and South Dakota State.

2023

Made nine appearances, including five starts on the mound in his first season at Nebraska. • Went 1-1 with a 13.24 ERA. • Totaled 14 strikeouts in 17 innings. • Became the 10th true freshman to start a game on the mound for the Huskers on opening weekend since 1999. • Pitched a season-high 4.1 innings at San Diego while making his collegiate debut. • Threw 2.1 shutout innings vs. Northern Colorado to pick up his first collegiate win. • Struck out a season-high four hitters against Northern Colorado and No. 23 Maryland. • Had a three-inning outing at South Alabama and pitched two innings vs. Kansas State and Omaha.

Orillia Secondary School

Ranked one of the top five Canadian prospects according to Perfect Game, Clark was a two-year member of the Canadian Junior National Team. • Lettered two seasons under coach Dylan Young at Orillia Secondary School. • Played in the Great Lake Canadians program that was coached by former Husker standout Adam Stern. • Named a three-time pitcher of the year. • Tabbed a CPBL all-star in 17U and 18U. • Helped his teams win five straight CPBL championships. • Was a four-year member of the honor roll and won the Orillia Ys Men's Award as a senior.

Personal

Parents are Dave and Elodie Clark. • Has one sister, Abigail. • Father, Dave, played football and basketball at Queens University. • Majoring in sports media and communications.



RIGHT-HANDED PITCHER
TUCKER TIMMERMAN 32

YR. JR.	B/T R/R	HT. 6-3	WT. 215
-------------------	-------------------	-------------------	-------------------

HOMETOWN BEATRICE, NEB.	PREVIOUS SCHOOL BEATRICE HS
-----------------------------------	---------------------------------------

HONORS & AWARDS

- » **Academic All-Big Ten (2025)**
- » **Nebraska Scholar-Athlete Honor Roll (Fall 2023; Spring 2024)**
- » **Tom Osborne Citizenship Team (2025)**

2025

Missed eight weeks after suffering facial injury vs. No. 16 Vanderbilt on opening weekend. • Made 12 appearances, including five starts on the mound for the Huskers. • Went 2-1 with a 5.82 ERA. • Totaled 20 strikeouts in 34 innings. • Limited opposing hitters to a .269 hitting clip. • Pitched at least two innings in 11 of 12 outings. • Struck out two-plus hitters in nine of 12 appearances. • Allowed one run on five hits with five strikeouts in career-high seven innings vs. Michigan. • Tossed 3.2 innings with a season-high six punchouts at Maryland. • Worked 3.1 innings vs. Penn State in Big Ten Tournament. • Recorded three-inning appearances against Minnesota and Michigan State. • Collected wins vs. Minnesota and Michigan.

2024

Made 15 appearances on the mound in first season with the Huskers. • Went 2-0 with one save. • Compiled an 8.10 ERA and 18 strikeouts in 16.2 innings. • Had two outings of at least two innings, with 2.1 innings vs. South Alabama and a season-high 2.2 innings at Creighton. • Posted four outings with multiple strikeouts, including a season-high four punchouts vs. South Alabama. • Collected wins against Baylor and Charleston. • Tallied a save at Charleston.

Beatrice High School

Rated the No. 3 right-handed pitcher and No. 6 prospect out of Nebraska by Prep Baseball Report. • Earned first-team all-conference and Super-State accolades as a junior after earning second-team all-conference and all-state honorable mention recognition as a sophomore. • Helped Orangemen to state championships in basketball and baseball as a sophomore. • Posted a 0.69 ERA as a senior and finished his prep career as career record holder in ERA at Beatrice. • Hit .515 at the plate and recorded a 0.40 ERA while leading Beatrice to district title in junior season. • Was a two-time all-state honorable mention selection on the gridiron in junior and senior seasons. • Posted 367 receiving yards and 73 tackles in senior campaign.

Personal

Parents are Ryan and Missy Timmerman. • Has one sister, Addy. • Father, Ryan, played college football at Ball State. • Majoring in nutrition, exercise and health science.



RIGHT-HANDED PITCHER
RYAN HARRAHILL 35

YR. JR.	B/T R/R	HT. 6-4	WT. 215
-------------------	-------------------	-------------------	-------------------

HOMETOWN ELKHORN, NEB.	PREVIOUS SCHOOL ELKHORN NORTH HS
----------------------------------	--

HONORS & AWARDS

- » **Academic All-Big Ten (2025)**
- » **Tom Osborne Citizenship Team (2024, 2025)**
- » **Nebraska Scholar-Athlete Honor Roll (Fall 2023, 2024; Spring 2024)**

2025

Made 11 appearances, including two starts on the mound in second season at Nebraska. • Went 0-0 with a 4.61 ERA. • Totaled seven strikeouts in 13.2 innings. • Limited opposing hitters to a .264 batting average. • Pitched season-high two innings against Creighton, Rutgers and No. 22 Kansas. • Had outings of 1.1 innings against Pepperdine and Creighton. • Posted season-high two strikeouts against Creighton and Rutgers. • Recorded one strikeout vs. Pepperdine, No. 22 Kansas and Iowa.

2024

Made one appearance in first season with the Huskers. • Went 0-1 with one start. • Tallied two strikeouts in one inning at Wichita State.

Elkhorn North High School

Rated the No. 58 right-handed pitcher and No. 172 overall prospect in the country by Prep Baseball Report. • Earned first-team all-conference, all-state and Super-State accolades as a junior and senior. • Received first-team all-conference recognition in sophomore season. • Tallied a 7-1 record with a 1.03 ERA and 79 strikeouts in 47.2 innings while leading the Wolves to a 24-6 overall record and second consecutive state title. • As a junior, helped Elkhorn North win a state championship after garnering an 8-2 record on the mound with 92 strikeouts in 56 innings. • Limited opposing hitters to a .167 batting average while posting a 3-1 record with a 0.91 ERA and 68 strikeouts in sophomore season.

Personal

Parents are Bill and Tiffany Harrahill. • Has two brothers, Drew and Parker. • Distantly related to Dwight Siebler, who played at Nebraska in 1957-58 and had a five-year career with the Minnesota Twins in 1963-67.



LEFT-HANDED PITCHER
GRANT CLEAVINGER 36

YR. SR.	B/T L/L	HT. 6-4	WT. 220
-------------------	-------------------	-------------------	-------------------

HOMETOWN LAWRENCE, KAN.	PREVIOUS SCHOOL TULANE
-----------------------------------	----------------------------------

HONORS & AWARDS

- » **Academic All-Big Ten (2025)**
- » **Nebraska Scholar-Athlete Honor Roll (Fall 2023, 2024; Spring 2024)**

2025

Made 19 relief appearances for the Huskers. • Went 1-0 with a 4.26 ERA. • Compiled 20 strikeouts in 12.2 innings. • Held opposing hitters to a .239 batting average. • Pitched at least one inning in five outings, including season-high 1.2 innings against Wichita State and Purdue. • Threw an inning against Louisiana, No. 5 Oregon State, and Purdue. • Recorded a strikeout in 15 of 19 appearances. • Struck out season-high four batters against Wichita State. • Posted two punchouts against Louisiana and Purdue. • Recorded lone win vs. Minnesota.

2024

Made 10 relief appearances in first season with the Huskers. • Compiled a 5.06 ERA and eight strikeouts in 5.1 innings. • Limited opposing hitters to a .063 batting average. • Tossed a season-high 1.1 innings vs. Maryland. • Had a one-inning appearance at Wichita State. • Struck out a season-high two batters vs. Maryland and Kansas. • Didn't allow a run over the last seven appearances, totaling 3.2 innings.

Tulane

Cleavinger joins the Huskers after playing one season at Tulane. • Compiled a 1-1 record in 20 appearances, including two starts for the Green Wave. • Totaled 32 strikeouts and held opponents to a .271 hitting clip in 20.1 innings. • Recorded three appearances with at least four strikeouts against South Florida, New Orleans and Cincinnati. • Pitched a season-high two innings at USF. • Threw 1.2 shutout innings with a season-high five strikeouts to record lone win at Cincinnati.

Lawrence High School

A four-year letterwinner at Lawrence High School under head coach Brad Stoll. • Helped the Chesty Lions to a state runner-up finish in junior season. • Named to the All-Sunflower League First Team and all-state second team as a senior. • Awarded All-Sunflower League honorable mention recognition in sophomore season. • Pitched one no-hitter with a career-best 14 strikeouts.

Personal

Parents are Rob and Amy Cleavinger. • Has one brother, Garrett. • Brother, Garrett, is a relief pitcher for the Tampa Bay Rays and was drafted in the third round by the Baltimore Orioles in the 2015 MLB Draft after playing college baseball at Oregon. • Majoring in communication studies.



RIGHT-HANDED PITCHER
J'SHAWN UNGER 37

YR. SO.	B/T R/R	HT. 6-5	WT. 225
-------------------	-------------------	-------------------	-------------------

HOMETOWN

BLAIR, NEB.

PREVIOUS SCHOOL

BLAIR HS

2025

Made one appearance in first season at Nebraska. • Recorded a strikeout in 0.2 innings at Omaha.

Blair High School

Tabbed the No. 139 right-handed pitcher nationally and the No. 1 right-handed pitcher and No. 4 overall prospect in the state of Nebraska by Prep Baseball Report. • Lettered in football, basketball and baseball as a three-sport athlete for the Bears. • Set school record with 12 receptions in a single game. • Finished prep career with fourth-most career homers in school history. • Played summer ball for Nebraska Prospects and Blair Legion Post 154.

Personal

Parents are Kayla Unger and Ryan Wesbrook. • Has one sister, Lucy. • Mother, Kayla, played college softball at Indian Hills CC. • Aunt, Krista Wood, played college softball at Omaha and is the head softball coach at Creighton. • Majoring in sports media and communication.



RIGHT-HANDED PITCHER
CARSON JASA 39

YR. R-SO.	B/T R/R	HT. 6-7	WT. 190
---------------------	-------------------	-------------------	-------------------

HOMETOWN

THORNTON, COLO.

PREVIOUS SCHOOL

FAITH CHRISTIAN ACADEMY

HONORS & AWARDS

» **Academic All-Big Ten (2025)**

» **Nebraska Scholar-Athlete Honor Roll (Fall 2023, 2024; Spring 2024)**

2025

Made 11 appearances on the mound, starting in four games for the Huskers. • Went 2-2 with an 8.68 ERA. • Totaled 24 strikeouts in 18.2 innings. • Limited opposing hitters to a .237 batting average. • Pitched season-high five innings in consecutive starts vs. Wichita State and Pepperdine. • Tossed five shutout frames against Wichita State, limiting the Shockers to just two hits with season-high eight strikeouts and a walk. • Allowed two runs across two this with seven punchouts and a pair of walks at Pepperdine. • Tossed two relief innings vs. San Diego State and Omaha.

2024

Redshirted his first season at Nebraska.

Faith Christian Academy

Rated the No. 4 right-handed pitcher and No. 9 overall prospect out of Colorado by Perfect Game. • Competed in baseball and basketball at Faith Christian Academy. • Led Eagles to state title in basketball as a junior. • Earned all-state recognition as a senior. • Was a member of the Colorado Rockies Scout Team in the summer.

Personal

Parents are Nate and Steph Jasa. • Has one brother, Burkner. • Father, Nate, played college basketball at Nebraska Wesleyan. • Majoring in sports media and communication.



LEFT-HANDED PITCHER
CHASE OLSON 41

YR.	B/T	HT.	WT.
R-FR.	L/L	5-11	180

HOMETOWN	PREVIOUS SCHOOL
RAYMORE, MO.	RAYMORE-PECULIAR HS

HONORS & AWARDS

- » **Nebraska Scholar-Athlete Honor Roll (Fall 2024)**
- » **Tom Osborne Citizenship Team (2025)**

2025

Redshirted his first season at Nebraska.

Raymore-Peculiar High School

Tabbed the No. 88 left-handed pitcher nationally and the No. 5 left-handed pitcher and No. 20 overall prospect in the state of Missouri by Perfect Game. • Earned first-team all-state, all-district and all-conference honors after going 7-1 with a 0.98 ERA and 70 strikeouts in 50 innings as a senior. • Tallied three wins, a 2.33 ERA and 44 strikeouts in 38 innings while being named first-team all-district and second-team all-conference as a junior. • Helped the Panthers to a fifth-place finish at the state tournament after posting a 2.75 ERA in 18 innings as a sophomore. • Was a three-time academic all-state selection.

Personal

Parents are Nate and Deanna Olson. • Has one brother, Clint, and a sister, Ella. • Father, Nate, played college baseball at Maple Woods Community College and Arkansas State. • Majoring in sports media and communication.



LEFT-HANDED PITCHER
JALEN WORTHLEY 42

YR.	B/T	HT.	WT.
SR.	L/L	5-11	175

HOMETOWN	PREVIOUS SCHOOL
LINCOLN, NEB.	LINCOLN EAST HS

HONORS & AWARDS

- » **Academic All-Big Ten (2025)**
- » **Nebraska Scholar-Athlete Honor Roll (Fall 2024; Spring 2023, 2024)**
- » **Bronze Medallion Recipient (2023)**
- » **Tom Osborne Citizenship Team (2023, 2025)**

2025

Made 15 appearances on the mound for the Huskers. • Went 2-1 with a 7.52 ERA. • Totaled 13 strikeouts in 20.1 innings. • Made 10 appearances of at least an inning. • Pitched season-high three innings vs. Creighton. • Worked 2.2 innings against Rutgers and two innings vs. Louisiana and Northwestern. • Recorded a strikeout in 11 of 15 outings, including season-high two strikeouts vs. Wichita State and Creighton. • Collected wins against No. 16 Vanderbilt and Rutgers.

2024

Finished second on the team with 22 relief appearances for the Huskers. • Went 3-0 and tied for the team lead with five saves. • Compiled 33 strikeouts and a 3.60 ERA in 35 innings. • Limited opposing hitters to a .223 hitting clip. • Recorded wins against Grand Canyon, New Mexico State and Minnesota. • Tallied saves against Nicholls, Ohio State, Maryland, Iowa and Niagara. • Pitched a season-high three innings against Grand Canyon, Nicholls and Niagara in the Stillwater Regional. • Struck out a season-high four batters vs. Ohio State and Minnesota. • Totaled three strikeouts in four appearances.

2023

Made 10 relief appearances in his debut season at Nebraska. • Totaled an 8.10 ERA and eight strikeouts in 10 innings. • Had seven outings of at least an inning. • Pitched a season-high two innings against Nicholls, followed by 1.2 innings against San Diego and a pair of 1.1-inning performances vs. Northwestern and South Dakota State. • Collected three outings with two-plus strikeouts, including a season-high three punchouts vs. Illinois State.

Lincoln East High School

Ranked the No. 82 left-handed pitcher in the class according to Perfect Game. • Played at Lincoln East High School. • Was a second-team super state selection as a junior and first-team super state honoree as a senior. • Tabbed Prep Baseball Report's Player of the Year in Nebraska as a senior. • Posted an 8-0 record with a 0.84 ERA and 68 strikeouts in 44 innings in his senior campaign.

Personal

Parents are Chris and Ronnette Worthley. • Has one sister, Jacey, and two brothers, Jeter and Jarrett. • Younger brother, Jeter, is a freshman for the Huskers. • Majoring in advertising and public relations.



LEFT-HANDED PITCHER
COLIN NOWACZYK 47

YR.	B/T	HT.	WT.
SO.	L/L	6-1	190

HOMETOWN	PREVIOUS SCHOOL
ELKHORN, NEB.	ELKHORN NORTH HS

HONORS & AWARDS

- » Nebraska Scholar-Athlete Honor Roll (Fall 2024)
- » Tom Osborne Citizenship Team (2025)

2025

Made 10 relief appearances on the mound in first season at Nebraska. • Went 0-1 with a 7.00 ERA. • Totaled 10 strikeouts in nine innings. • Had five outings of at least an inning. • Pitched season-high 2.1 innings vs. Wichita State. • Tossed 1.2 innings against UC Irvine and Kansas State. • Tallied a strikeout in seven of 10 appearances, including season-high three strikeouts vs. Kansas State. • Struck out two batters against Wichita State.

Elkhorn North High School

Tabbed the No. 52 left-handed pitcher nationally and the No. 1 left-handed pitcher and No. 5 overall prospect in the state of Nebraska by Prep Baseball Report. • Lettered in baseball for four seasons at Elkhorn North High School. • Set career records in wins, ERA and strikeouts at Elkhorn North. • Finished prep career with single-season records in wins and ERA with the Wolves. • Holds the state record with 19 consecutive wins without a loss. • Led the Wolves to a district championship and state semifinals after going 9-0 with 74 punchouts in 56 innings as an all-state and all-conference pitcher in senior season. • As a junior, helped the Wolves to a second straight state championship and garnered a 0.39 ERA with a 9-0 record and 72 strikeouts in 54.1 innings. • Compiled a 7-1 record with a 1.81 ERA and 67 strikeouts in 50.1 innings to help the Wolves to their first of two consecutive state titles as a sophomore. • Went 2-1 with 35 innings pitched as an all-conference honorable-mention honoree in freshman season.

Personal

Parents are Raymond and Shari Nowaczyk. • Has one sister, Tori. • Undeclared on a major.



RIGHT-HANDED PITCHER
GAVIN BLACHOWICZ 50

YR.	B/T	HT.	WT.
SO.	L/R	6-4	210

HOMETOWN	PREVIOUS SCHOOL
OLATHE, KAN.	OLATHE SOUTH HS

HONORS & AWARDS

- » Nebraska Scholar-Athlete Honor Roll (Fall 2024)

2025

Made 17 appearances on the mound in first season with the Huskers. • Went 3-0 with a 3.80 ERA. • Struck out 22 hitters in 21.1 innings. • Limited opposing hitters to a .250 batting average. • Had four outings of at least two innings, including a season-high three innings vs. Washington. • Pitched two innings vs. Creighton and Kansas and 2.1 innings against Pepperdine. • Picked up wins against Wichita State, Pepperdine and Kansas State. • Made seven appearances with at least two strikeouts. • Totaled a season-high three punchouts against Washington.

Olathe South High School

Tabbed the No. 4 right-handed pitcher and No. 6 overall prospect in the state of Kansas by Prep Baseball Report. • Named Most Valuable Player of the state tournament while leading the Olathe South to the state championship. • Finished second all-time in school history in strikeouts. • Went 2-0 with a 0.71 ERA and 41 strikeouts in 20 innings as a senior. • Earned first-team all-state and all-conference honors after going 6-1 with a 1.74 ERA and 84 punchouts in 50 innings in junior season. • Named Rookie of the Year and second-team all-conference as a sophomore. • Compiled 4-2 record with a 2.12 ERA and 58 strikeouts in 40 innings in sophomore season.

Personal

Parents are Jim and Tracy Blachowicz. • Has three brothers, Ayden, Cameron and Jeter. • Brother, Ayden, plays college baseball at Central Missouri. • Undeclared on a major.



CATCHER
JETER WORTHLEY 0

YR. B/T HT. WT.
FR. R/R 5-11 190

HOMETOWN PREVIOUS SCHOOL
LINCOLN, NEB. LINCOLN EAST HS

Lincoln East High School

Tabbed the No. 64 catcher nationally and the No. 6 overall prospect in the state of Nebraska by Perfect Game. • Lettered in baseball for four seasons at Lincoln East High School. • Led the Spartans to state titles in sophomore and senior seasons as a three-time Super-State honoree. • Helped Lincoln East to a third-place finish as a freshman and runner-up finish at the state tournament as a junior. • As a senior, batted .380 with two home runs and 20 stolen bases while leading the Spartans to a 33-3 record on their way to a state championship. • Recorded a .426 batting average with a pair of home runs and 21 steals as a junior after tallying two homers and 20 stolen bases while hitting .360 in his sophomore season. • Also played quarterback for the Spartans for three seasons as a freshman, sophomore and junior.

Personal

Parents are Chris and Ronnette Worthley. • Has two brothers, Jalen and Jarrett, and one sister, Jacey. • Older brother, Jalen, is a senior left-handed pitcher for the Huskers. • Majoring in marketing.



INFILDER
JETT BUCK 1

YR. B/T HT. WT.
SR. R/R 5-11 185

HOMETOWN PREVIOUS SCHOOL
KANSAS CITY, MO. WASHBURN

HONORS & AWARDS

- » **Second-Team All-American - NCBWA (2025)**
- » **Third-Team All-American - D2CCA, ABCA/Rawlings (2025)**
- » **First-Team All-Central Region - NCBWA, D2CCA, ABCA/Rawlings (2025)**
- » **MIAA All-Tournament Team (2025)**
- » **First-Team All-MIAA (2025)**
- » **Second-Team All-MIAA (2024)**

Washburn

Played two seasons at Washburn. • Named a Second-Team All-American by NCBWA. • Tabbed a Third-Team All-American by D2CCA and ABCA/Rawlings. • Unanimous first-team all-region selection. • Was first-team All-MIAA in 2025 and second-team All-MIAA in 2024. • In two seasons with the Ichabods, batted .347 with 30 doubles, four triples, 35 home runs, 120 RBI and 100 runs scored. • Hit .365 with 18 doubles, three triples, 21 homers, 68 RBI and 57 runs scored in 2025. • Ranked among the national leaders in three offensive categories, ranking ninth in total bases (168), tied for 12th in homers (21) and tied for 32nd in RBI (68). • Totaled a .757 slugging percentage and .421 on-base percentage. • Recorded a .326 batting average with 12 doubles, a triple, 14 home runs, 52 RBI and 43 runs in first season at Washburn in 2024.

Kansas City Kansas CC

Played two seasons at Kansas City Kansas CC. • Helped the Blue Devils to a 50-12 record as a freshman. • As a sophomore, earned all-conference honorable-mention accolades after batting .367 with 17 doubles, a triple, six home runs and 51 runs driven in.

Liberty North High School

Played baseball for four years for the Liberty North Eagles.

Personal

Parents are Robert and Angie Buck. • Has one brother, Johnny. • Majoring in child, youth and family studies.



INFILDER
NICO NEWHAN 5

YR. B/T HT. WT.
R-SO. R/R 5-11 190

HOMETOWN PREVIOUS SCHOOL
SAN DIEGO, CALIF. GROSSMONT COLLEGE

Grossmont College

Played one season at Grossmont College, leading the Griffins to a 31-13 record in 2025. • Named Pacific Coast Athletic Association Player of the Year and selected to the All-PCAC First Team. • Appeared in 43 games, batting .380 at the plate with 15 doubles, 19 home runs, 31 RBI and 58 runs scored. • Posted a .491 slugging percentage and .782 slugging percentage. • Swiped three stolen bases and drew 30 walks.

Arizona

Did not play.

Maranatha Christian School

Lettered four years in baseball at Maranatha Christian School. • Posted a .438 batting average with 39 doubles, two triples, 25 homers, 110 RBI and 122 runs scored across 100 varsity games. • Batted .440 with 21 extra-base hits, 23 RBI and 39 runs as a senior. • Hit .522 at the plate with 15 doubles, two triples, 12 home runs, 52 RBI and 52 runs scored in junior season. • Participated in the 2021 Perfect Game Underclass All-American Games. • Tabbed a 2022 Perfect Game Preseason Underclass All-American and 2023 Preseason All-American. • Holds Maranatha Christian single-season and career record for home runs. • Also holds career school records for slugging percentage, hits, RBI, runs, doubles and games played. • Became the 10th player to ever log a 60-hit season in San Diego County history.

Personal

Parents are David and Karen Newhan. • Has one sister, Gianna. • Father, David, played two seasons as an all-conference player at Pepperdine and was drafted in the 17th round of the 1995 MLB Draft by the Oakland Athletics. • Majoring in criminology and criminal justice.



OUTFIELDER
DREW GREGO 10

YR. B/T HT. WT.
FR. R/R 6-0 195

HOMETOWN PREVIOUS SCHOOL
PAPILLION, NEB. BELLEVUE WEST HS

Bellevue West High School

Tabbed the No. 134 shortstop nationally and the No. 7 overall prospect in the state of Nebraska by Perfect Game. • Was a two-time Super-State honoree and three-time all-state and all-conference selection. • Batted .450 with seven homers, 27 RBI and 26 runs scored as a senior. • Led the Thunderbirds to a second-straight state tournament berth after hitting .457 with 48 hits, 16 RBI and 42 runs in junior season. • Recorded a .419 batting average with 44 hits, 18 RBI and 36 runs scored while helping the Thunderbirds to state quarterfinal. • Set single-game state record for home runs and holds Bellevue West's single-season records in runs, hits, at-bats, home runs and total bases. • Capped prep career as Bellevue West's all-time record holder in at-bats, batting average, runs, hits, homers, RBI, walks, stolen bases and strikeouts (pitching).

Personal

Parents are Dan and Paula Grego. • Has one sister, Brooke. • Father, Dan, played baseball at Bellevue University. • Majoring in business administration.



INFIELDER
COLE KITCHENS 12

YR. B/T HT. WT.
SR. R/R 6-4 220

HOMETOWN PREVIOUS SCHOOL
CENTERTON, ARK. SOUTHERN INDIANA

HONORS & AWARDS

- » **Second-Team All-Midwest Region - ABCA/Rawlings (2025)**
- » **First-Team All-OVC (2025)**

Southern Indiana

Played one season at Southern Indiana. • Earned Second-Team All-Region and First-Team All-OVC honors. • Batted .371 at the plate with 18 doubles, a triple and 12 home runs. • Tallied 60 RBI and 39 runs scored. • Totaled a .624 slugging percentage and .420 on-base percentage. • Garnered 25 multi-hit games and 16 multi-RBI contests. • Tied USI single-game record with three home runs vs. SIUE. • Recorded a season-high four hits in three games.

Crowder College

Played two seasons at Crowder College, leading the Roughriders to a 99-28 record. • Appeared in 111 games across the two seasons, hitting .349 with 31 doubles, a triple, 13 home runs, 116 RBI and 103 runs scored. • Led Crowder College to a 49-15 overall record and NJCAA DI World Series appearance while recording a .375 batting average, 15 doubles, nine home runs, 76 RBI and 58 runs scored. • Helped the Roughriders to a No. 4 final ranking as a freshman after batting .321 with 16 doubles, a triple, four homers, 40 RBI and 45 runs scored.

Bentonville West High School

Tabbed the No. 73 first baseman nationally and the No. 17 overall prospect in the state of Arkansas by Perfect Game. • Lettered in baseball for three seasons at Bentonville West High School.

Personal

Parents are Chuck Kitchens and Heather Fowler. • Has one brother, Brennan, and one sister, Tara. • Majoring in child, youth and family studies.



OUTFIELDER
MAC MOYER 17

YR. B/T HT. WT.
JR. L/L 6-1 195

HOMETOWN PREVIOUS SCHOOL
WASHOUGAL, WASH. SAN JANCINTO COLLEGE

San Jacinto College

Played two seasons at San Jacinto College. • Named an NJCAA First-Team All-Conference and All-Region player in 2024 and was an NJCAA First-Team All-Conference and Second-Team All-Region honoree in 2025. • Played in 105 games with the Ravens across two seasons, totaling 143 hits, 23 doubles, five triples, 10 home runs and 64 RBI. • In 2025, batted .354 at the plate with 12 doubles, three triples, four home runs and 21 RBI. • Hit .393 with 11 doubles, two triples, six home runs and 43 RBI in first season with the Ravens.

Oregon

Redshirted in lone season at Oregon.

IMG Academy

Played high school baseball at IMG Academy.

Personal

Parents are Jamie and Karen Moyer. • Has two brothers, Dillon and Hutton, and four sisters, Timoney, Duffy, Grady, Kati and Yeni. • Father, Jamie, played 25 seasons in the MLB after being drafted in the sixth round of the 1984 MLB Draft by the Chicago Cubs. • Brother, Dillon, was drafted in the 38th round of the 2013 MLB Draft by the Los Angeles Dodgers. • Brother, Hutton, was selected in the seventh round of the 2015 MLB Draft by the Los Angeles Angles. • Majoring in child, youth and family studies.



OUTFIELDER
PRESTON FREEMAN 18

YR. B/T HT. WT.
R-JR. L/R 6-2 190

HOMETOWN PREVIOUS SCHOOL
FLORESVILLE, TEXAS CISCO COLLEGE

Cisco College

Played two seasons at Cisco College, earning all-conference recognition. • Appeared in 72 games across two seasons, hitting .349 with 16 doubles, nine triples, five homers, 49 RBI and 52 runs scored. • Batted .355 at the plate with 16 doubles, seven triples, four home runs, 44 RBI and 46 runs scored as a sophomore. • Posted a .551 slugging percentage and .415 on-base percentage in 2025. • Tallied two triples, a home run, five RBI and six runs scored in limited at-bats in freshman season.

Floresville High School

Lettered in football and baseball at Floresville High School. • Was a three-year all-district player in baseball and earned all-district recognition in football as a junior and senior. • Led the Tigers to consecutive Bi-District titles in baseball in junior and senior seasons. • As a senior, helped Floresville capture the Bi-District championship in football.

Personal

Parents are Brett and Margaret Freeman. • Has two sisters, Carys and Mia. • Majoring in child, youth and family studies.



RIGHT-HANDED PITCHER
COOPER KATSKEE 19

YR. B/T HT. WT.
FR. R/R 6-0 195

HOMETOWN PREVIOUS SCHOOL
PAPILLION, NEB. BELLEVUE WEST HS

HONORS & AWARDS

- » **Third-Team All-American - ABCA/Rawlings (2025)**
- » **First-Team All-East Region - ABCA/Rawlings (2025)**
- » **MAC Pitcher of the Year (2025)**
- » **First-Team All-MAC (2025)**
- » **MAC All-Tournament Team (2025)**
- » **CSC Academic All-District (2025)**

Miami (OH)

Played one season with the RedHawks, earning Third-Team All-American honors and First-Team All-East Region recognition. • Tabbed MAC Pitcher of the Year and named to the MAC All-Tournament Team and First-Team All-MAC. • Made 16 appearances on the mound, starting in 10 games for the RedHawks. • Went 11-2 with a 3.08 ERA and three complete games. • Tied for fourth-most in wins across DI pitchers. • Totaled 70 strikeouts in 84.2 innings. • Limited opposing hitters to a .196 hitting clip. • Had four outings of at least seven strikeouts, including a season-high nine punchouts at Samford. • Struck out five and allowed one run across five hits and a walk in nine innings at Central Michigan. • Allowed one run on five hits and two walks with six punchouts in nine innings vs. Kent State.

Indiana

Spent two seasons with the Hoosiers. • Totaled 13 appearances on the mound, recording 18 strikeouts and an 8.22 ERA in 15.1 innings pitched across two seasons. • As a freshman, went 1-1 in 10 relief outings with 12 strikeouts and a 7.50 ERA in 12 innings. • Saw limited action with three relief appearances before medically redshirting in sophomore season.

Cherry Creek High School/Omaha Burke High School

Two-year letterwinner in baseball at Cherry Creek High School. • Spent the fall of his senior season playing football at Omaha Burke High School. • Tabbed the No. 27 overall prospect and No. 9 right-handed pitcher in the state of Colorado by Perfect Game. • Three-time honorable-mention All-West Region honoree by Perfect Game. • Earned all-state honorable-mention and first-team all-conference honors as a senior. • Led CHSAA Class 5A in regular-season strikeouts as a senior.

Personal

Parents are Scott and Kendall Katskee. • Has one sister, Coco. • Father, Scott, lettered in football at Colorado State in 1987-89. • Majoring in psychology.



RIGHT-HANDED PITCHER
KEVIN MANNELL 20

YR. B/T HT. WT.
R-SR. R/R 6-4 220

HOMETOWN PREVIOUS SCHOOL
TOPEKA, KAN. MISSISSIPPI STATE

Mississippi State

Played one season with the Bulldogs. • Made 11 relief appearances with a 2-0 record and 4.30 ERA. • Totaled 19 strikeouts in 14.2 innings. • Picked up wins against Jackson State and Samford. • Tossed a season-high 2.1 innings vs. Samford. • Saw two innings of work against Queens, Jackson State and Florida. • Recorded five multi-strikeout outings, including a season-high six punchouts vs. Jackson State. • Struck out three vs. Ole Miss and tallied two punchouts in outings vs. Queens, Samford and Florida.

Cloud County Community College

Played one season at Cloud County CC. • Helped the Thunderbirds to a 40-win season and reached the NJCAA Plains District Tournament. • Named First-Team All-NJCAA Region VI. • Earned All-KJCCC West Division Pitcher of the Year and First-Team All-KJCCC West Starting Pitcher recognition. • Became just the second player at Cloud County CC to earn KJCCC West Pitcher of the Year and NJCAA All-American honors in program history. • Led the KJCCC with a 1.91 ERA. • Made 15 starts and finished with seven victories. • Ranked sixth NJCAA with 75.1 innings pitched. • Finished third in KJCCC with 92 strikeouts. • Ranked second in NJCAA with a 0.86 WHIP and 10.99 strikeouts-to-walk ratio.

Kansas State

Did not see any action in two seasons at Kansas State and redshirting in first year with the Wildcats in 2022.

Seaman High School

Tabbed the No. 21 overall prospect and No. 4 right-handed pitcher in the state of Kansas by Perfect Game. • As a senior, earned First-Team All-Centennial League honors. • Went 6-2 with a 0.45 ERA and 40 strikeouts in senior season.

Personal

Parents are Brenden and Brenna Mannell. • Has one sister, Haley. • Graduated with a bachelor's degree in interdisciplinary studies from Mississippi State in 2025.



CATCHER
TREY FIKES 21

YR. B/T HT. WT.
JR. R/R 5-10 195

HOMETOWN PREVIOUS SCHOOL
STEELE, MO. THREE RIVERS COLLEGE

Three Rivers College

Spent two seasons at Three Rivers College. • Batted .359 at the plate with six doubles, a triple, one home run, 47 RBI and 31 runs scored as a freshman. • Posted a .406 on-base percentage and .434 slugging percentage. • Medically redshirted in second season after suffering season-ending injury.

South Pemiscot High School

Lettered in baseball at South Pemiscot High School. • Was a two-time all-conference and all-district selection for the Bulldogs.

Personal

Parents are Larry and Bobbie Fikes. • Has one sister, Mollie. • Majoring in management.



INFIELDER
REED STROHMEYER 25

YR. B/T HT. WT.
FR. L/R 6-2 190

HOMETOWN PREVIOUS SCHOOL
DUBUQUE, IOWA HEMPSTEAD HS

Hempstead High School

Lettered in baseball and basketball at Hempstead High School. • Ranked the No. 145 shortstop nationally and the No. 6 overall prospect in the state of Iowa by Perfect Game. • Received all-state recognition as a junior and was a two-time all-conference and all-district player in baseball. • Was a three-time all-conference player in basketball.

Personal

Parents are Chris and Kris Strohmeyer. • Has one brother, Kellen. • Brother, Kellen, plays baseball at Iowa. • Undeclared on a major.



CATCHER
MIKEN MILLER 26

YR. B/T HT. WT.
JR. L/R 5-10 195

HOMETOWN PREVIOUS SCHOOL
OTSEGO, MINN. JOHNSON COUNTY CC

Johnson County Community College

Played two seasons at Johnson County Community College. • Helped the Cavaliers to back-to-back NJCAA DI Baseball World Series appearances and a combined record of 105-25 in two seasons. • Totaled a .375 batting average with 35 doubles, six triples, 12 home runs, 114 RBI and 104 runs scored in 119 games played with the Cavaliers. • As a sophomore, batted .370 with 19 doubles, five triples, seven home runs, 65 RBI and 56 runs scored. • Posed a .437 on-base percentage and .602 slugging percentage. • Hit .380 with 16 doubles, a triple, five homers, 49 RBI and 48 runs scored as a freshman.

Rogers High School

Three-year letterwinner in hockey at Rogers High School. • Played baseball with Great Lakes Academy.

Personal

Parents are Rob Miller and Dana Boser. • Has one brother, Easton. • Majoring in child, youth and family studies.



INFIELDER
JOEY SENSTOCK 27

YR. B/T HT. WT.
FR. L/R 6-1 200

HOMETOWN PREVIOUS SCHOOL
LINCOLN, NEB. LINCOLN EAST HS

Lincoln East High School

Tabbed the No. 200 overall prospect, No. 13 third baseman nationally and No. 2 overall prospect in the state of Nebraska by Perfect Game. • Four-year letterwinner in baseball. • Led the Spartans to state titles in sophomore and senior seasons and four district titles and conference championships. • Helped Lincoln East to a third-place finish as a freshman and runner-up finish at state tournament as a junior. • As a senior, batted .301 with four home runs and 33 RBI while leading the Spartans to a 33-3 record on their way to state championship.

Personal

Parents are Dan and Diane Senstock. • Has one brother, Josh, and one sister, Jordyn. • Majoring in business administration.



LEFT-HANDED PITCHER
BRAXTON STEWART 28

YR. B/T HT. WT.
R-SO. L/L 6-4 185

HOMETOWN PREVIOUS SCHOOL
WINSTON-SALEM, N.C. IOWA WESTERN CC

Iowa Western Community College

Played one season at Iowa Western CC, helping the Reivers to a 42-19 overall record and ICCAC Region 11 Championship. • Made 11 appearances on the mound, starting in seven games for the Reivers. • Went 1-1 with a save and a 4.28 ERA. • Totaled 33 strikeouts in 27.1 innings. • Had six outings with at least three innings. • Pitched a season-high four innings vs. McHenry County College. • Struck out at least four batters in five appearances, including a season-high five punchouts against McHenry County College and Marshalltown CC.

Louisville
Redshirted.

East Forsyth High School

Tabbed the No. 102 left-handed pitcher nationally and the No. 33 overall prospect in the state of North Carolina by Perfect Game. • Lettered four years in baseball and basketball at East Forsyth High School. • Three-time all-conference selection in baseball. • Earned all-conference honors in basketball as a junior.

Personal

Parents are Jason and Lisa Stewart. • Has one sister, Marlee. • Majoring in child, youth and family studies.



INFIELDER
CARTER KELLEY 30

YR. B/T HT. WT.
JR. R/R 6-6 235

HOMETOWN PREVIOUS SCHOOL
NORTH PLATTE, NEB. JOHNSON COUNTY CC

Johnson County Community College

Played two seasons at Johnson County Community College. • Helped the Cavaliers to back-to-back NJCAA DI Baseball World Series appearances and a combined record of 105-25 in two seasons. • Totaled a .346 batting average with nine doubles, a triple, 10 home runs, 51 RBI and 51 runs scored in 70 games played with the Cavaliers. • As a sophomore, batted .356 with eight doubles, 1 triple, 10 homers, 47 RBI and 47 runs scored. • Posted a .412 on-base percentage and .606 slugging percentage.

North Platte High School

Four-year letterwinner in baseball. • Also lettered in basketball and football. • Two-time all-state selection in baseball. • Batted .397 with 18 doubles and two homers as a senior. • As a junior, hit .386 with 14 doubles and a pair of home runs.

Personal

Parents are Terry and Melissa Kelley. • Has one brother, Hunter. • Majoring in psychology.



RIGHT-HANDED PITCHER
AUDEN PANKONIN 31

YR. B/T HT. WT.
FR. R/R 6-4 205

HOMETOWN PREVIOUS SCHOOL
HUDSON, WIS. RIVER FALLS HS

River Falls High School

Tabbed the No. 177 right-handed pitcher nationally and the No. 8 overall prospect in the state of Wisconsin by Perfect Game. • Three-year letterwinner in baseball for the Wildcats. • Earned first-team all-conference and all-district honors while named all-state honorable mention as a senior. • Posted a 1.90 ERA with 61 punchouts in 43 innings pitched in senior campaign. • Recorded a 2.79 ERA and 65 strikeouts in 52 innings as a second-team all-conference selection in junior year. • As a sophomore, collected a 1.75 ERA with 30 strikeouts in 24 innings.

Personal

Parents are Aaron and Charity Pankonin. • Has one sister, Amelie. • Undeclared on a major.



RIGHT-HANDED PITCHER
JACE ZIOLA 33

YR. B/T HT. WT.
FR. R/R 6-2 200

HOMETOWN PREVIOUS SCHOOL
ELKHORN, NEB. SKUTT CATHOLIC HS

Skutt Catholic High School

Tabbed the No. 75 right-handed pitcher nationally and the No. 265 overall prospect in the country by Perfect Game. • Four-year letterwinner in baseball. • Was a two-time Super-State selection. • Set single-season school record with 93 strikeouts in 46 innings as a senior.

Personal

Parents are Tim and Jen Ziola. • Has two brothers, Cade (twin) and Ben. • Brother, Cade, is a freshman on the wrestling team at Nebraska. • Father, Tim, played college baseball at UT-Arlington.



RIGHT-HANDED PITCHER
CARTER KUTZ 34

YR. B/T HT. WT.
FR. R/R 6-3 205

HOMETOWN PREVIOUS SCHOOL
HARTFORD, WIS. HARTFORD UNION HS

Hartford Union High School

Tabbed the No. 24 third baseman nationally and the No. 355 overall prospect in the country by Perfect Game. • Four-time all-conference selection in baseball, including first-team honors as a junior and senior. • Was a two-time first-team all-district honoree as a third-team all-state player in junior season and second-team all-state selection in senior campaign. • Named conference pitcher of the year as a junior and player of the year as a senior. • Helped the Orioles to two state tournament appearances, reaching the quarterfinal as a sophomore and third-place finish in senior season. • Also lettered in basketball as a sophomore.

Personal

Parents are Andrew and Carrie Kutz. • Has one brother, Austin, and two sisters, Madison and Austin. • Brother, Austin, played college baseball at Canisus. • Undeclared on a major.



LEFT-HANDED PITCHER
LYNDEN BRUEGMAN 38

YR. B/T HT. WT.
SR. L/L 6-2 215

HOMETOWN PREVIOUS SCHOOL
LINCOLN, NEB. MISSOURI WESTERN STATE

Missouri Western State

Played three seasons at Missouri Western State. • Made 29 appearances, starting 23 games for the Griffons in three years. • Went 4-9 with a 6.11 ERA. • Totaled 115 strikeouts in 88.1 innings. • Held opposing hitters to a .255 batting average across the three seasons. • As a junior, posted a 3-5 record with 4.26 ERA and 68 punchouts in 50.2 innings across 12 appearances, including 11 starts in 2025.

Lincoln North Star High School

Lettered in baseball at Lincoln North Star High School.

Personal

Parents are Robert and Lynette Bruegman. • Has two sisters, Lexye and Leyton. • Sister, Leyton, was a member of the women's rowing team at Kansas.



RIGHT-HANDED PITCHER
COOPER GRACE 43

YR.	B/T	HT.	WT.
FR.	R/R	6-3	215

HOMETOWN	PREVIOUS SCHOOL
WAKARUSA, KAN.	HAYDEN CATHOLIC HS

Hayden Catholic High School

Lettered in baseball, soccer and basketball at Hayden Catholic High School. • Set career school records in strikeouts and wins and single-season records in strikeouts and earned run average. • Two-time all-state player in baseball while earning all-league honors in three seasons. • As a senior, went 8-1 with 100 strikeouts in 55 innings pitched and batted .568 at the plate while helping the Wildcats to a league championship. • Led the Wildcats to a state championship as a junior, posting a .515 batting average and striking out 127 hitters in 69 innings. • Went 5-2 on the mound and hit .510 at the plate as a sophomore after going 5-2 with 60 punchouts in freshman campaign. • Also was a first-team all-league player in soccer.

Personal

Parents are Bill and Jami Grace. • Majoring in pre-health/pre-medicine.



RIGHT-HANDED PITCHER
BLAKE SEBASTIAN 44

YR.	B/T	HT.	WT.
FR.	R/R	6-5	225

HOMETOWN	PREVIOUS SCHOOL
LEAWOOD, KAN.	BLUE VALLEY NORTH HS

Blue Valley North High School

Tabbed the No. 288 right-handed pitcher nationally and the No. 13 overall prospect in the state of Kansas by Perfect Game. • Four-year letterwinner in baseball for the Mustangs. • Earned second-team all-state and first-team all-conference honors after striking out 62 hitters with a 1.89 ERA in 42.1 innings as a senior. • As a junior, struck out 51 batters and posted a 2.70 ERA in 37.2 innings while being named second-team all-conference.

Personal

Parents are Sheldon and Megan Sebastian. • Has one sister, Campbell. • Father, Sheldon, played college baseball at New Mexico. • Majoring in business administration.



N HEAD COACH WILL BOLT 7

One of the catalysts in Nebraska baseball's rise to national prominence in his playing days, Will Bolt returned to his alma mater as former athletic director Bill Moos named Bolt the 24th head coach of the Husker baseball program on June 14, 2019. He enters his seventh season at the helm in 2026.

Bolt captained the Huskers' first two College World Series teams in 2001 and 2002, and has 17 years of NCAA Division I coaching experience, having served in assistant coaching roles at Texas A&M and Nebraska. Bolt also spent four years as the head coach at Texarkana College.

NEBRASKA (2020-Present)

Since taking over the Huskers, Bolt has led the Big Red to three conference titles and three NCAA Regional appearances in the last five seasons.

Nebraska made back-to-back regional appearances for the first time since 2016-17 in 2025 after Bolt led the Huskers to back-to-back Big Ten Tournament titles and six wins over ranked opponents, including No. 4 Oregon, No. 5 Oregon State (twice), No. 13 UCLA, No. 16 Vanderbilt and No. 22 Kansas last season.

Bolt guided the Huskers to their first Big Ten Tournament title in program history after the Huskers fought off elimination five times with a perfect 5-0 mark, including a 2-1 win over Penn State in the Big Ten Championship game. The Huskers made their 18th NCAA Tournament appearance in program history and posted a 40-22 overall record, as the Big Red reached the 40-win mark for the first time since 2014 and the 19th time in program history.

Along with the Big Ten Tournament run, Brett Sears was a unanimous Second-Team All-American and was named the Big Ten's Pitcher of the Year before getting drafted by the Atlanta Braves in the seventh round of the MLB Draft. Josh Caron was selected in the fourth round by the Seattle Mariners, becoming the highest overall selection of a Husker catcher since 1985.

In 2023, the Huskers had four players selected in the first 10 rounds of the MLB Draft for the first time since 2005. Fueled by Second-Team All-American Max Anderson and first-round draft pick Brice Matthews, the Nebraska offense belted a school-record 97 home runs. Anderson became the first Husker since 2001 to hit above .400 at the plate with a .414 batting average while hitting the fifth-most homers in program history with 21. Matthews became the first player in program history and second player all-time in the Big Ten to record 20 home runs and 20 stolen bases in a season.

The 2021 Big Ten Coach of the Year, Bolt guided Nebraska to its second Big Ten regular-season championship in 2021. The Huskers compiled a 34-14 record, including a 31-12 record in Big Ten play, with NU capturing the league crown by 3.5 games. Nebraska also advanced to its first regional final since 2007 while posting a 3-2 record in the NCAA Fayetteville Regional.

In addition to Bolt's coaching accolade, NU counted the Big Ten Player of the Year in Spencer Schwellenbach, the Big Ten Freshman of the Year in Max Anderson and four first-team All-Big Ten honorees -- its most since joining the league. Schwellenbach was also tabbed the John Olerud Two-Way Player of the Year and a first-team All-American, and Anderson picked up Freshman All-America recognition.

Three NU hurlers were selected in the 2021 MLB Draft, with Schwellenbach in the second round (59th overall) by the Atlanta Braves, Cade Povich going in the third round (98th overall) by the Minnesota Twins and Cam Wynne picked in the 20th round by the Philadelphia Phillies.

Bolt and his coaching staff have done impressive work in recruiting since their arrival in Lincoln. The Huskers' 15-member 2021 recruiting class, which included a trio of top-200 prospects, was ranked 20th by Perfect Game, 21st by Baseball America and 36th by Collegiate Baseball.

Nebraska's 2020 season -- Bolt's first at the helm -- was cut short due to the COVID-19 pandemic.

ASSISTANT COACHING CAREER

TEXAS A&M: Bolt spent five seasons as an assistant coach at Texas A&M under former NU assistant Rob Childress. In that span, the Aggies went 219-98-1 (.690) with five straight NCAA Regional appearances, three Regional titles, an SEC Tournament title in 2016 and an appearance in the 2017 College World Series.

Bolt's primary functions on the Aggie staff included coordinating the offensive game, mentoring the infielders and serving as third base coach. The Aggies finished in the top-25 nationally in

PLAYING CAREER

1999-02 Nebraska

COACHING CAREER

2005	Nebraska	Volunteer Assistant
2006-07	Texas A&M	Volunteer Assistant
2008-11	Texarkana College	Head Coach
2012-14	Nebraska	Associate Head Coach
2015-19	Texas A&M	Assistant Coach
2020-Present	Nebraska	Head Coach

YEAR-BY-YEAR COACHING RECORD

Year	School	Overall	Pct.	Big Ten	Pct.
2020	Nebraska	7-8	.467	0-0	.000
2021	Nebraska	34-14	.708	31-12	.721
2022	Nebraska	23-30	.434	10-14	.417
2023	Nebraska	33-23-1	.588	15-9	.625
2024	Nebraska	40-22	.645	16-8	.667
2025	Nebraska	33-29	.532	15-15	.500
Total	5 Seasons	170-126-1	.574	87-58	.600

HONORS

Nebraska

2021 Big Ten Coach of the Year

NCAA TOURNAMENT

Nebraska

- » 2005 College World Series
- » 2014 NCAA Regional
- » 2021 NCAA Regional
- » 2024 NCAA Regional
- » 2025 NCAA Regional

Texas A&M

- » 2007 NCAA Super Regional
- » 2015 NCAA Super Regional
- » 2016 NCAA Super Regional
- » 2017 College World Series
- » 2018 NCAA Regional
- » 2019 NCAA Regional

CONFERENCE CHAMPIONSHIPS

Nebraska

- » 2005 Big 12 Regular Season Champions
- » 2005 Big 12 Tournament Champions
- » 2021 Big Ten Regular Season Champions
- » 2024 Big Ten Tournament Champions
- » 2025 Big Ten Tournament Champions

Texas A&M

- » 2007 Big 12 Tournament Champions
- » 2016 SEC Tournament Champions

batting average twice under his tutelage, and finished in the top five of the SEC in hitting or runs scored in four of his five seasons with the Aggies. He tutored 12 hitters who were selected in the MLB Draft during his tenure in College Station, including six players selected in the top-10 rounds, and seven players who earned first- or second-team All-SEC honors.

In 2019, the Aggie offense was led by Braden Shewmake, who was the No. 21 overall selection in the Major League Baseball Draft by the Atlanta Braves. Shewmake hit .313 with six homers, 47 RBIs and 45 runs scored en route to becoming the school's first MLB first-round pick since 2012. The Aggies won 39 games and reached the championship game of the Morgantown Regional.

In 2018, the Aggies went 40-22 and reached an NCAA Regional behind the emergence of Michael Helman, who finished 15th in the nation in hits (92), and logged a .369 batting average, .451 on-base percentage and 61 runs to rank in the top 50 nationally.

The Aggies made a run to the College World Series in 2017, finishing the season with a 41-23 mark behind the rise of Shewmake, who earned All-America honors and was named National Freshman of the Year and SEC Freshman of the Year after hitting .328 with 11 homers and 69 RBIs.

Bolt guided a prolific Texas A&M offense to 49 runs and an SEC Tournament title in 2016, as the Aggies led the SEC in batting average, runs scored, hits, home runs, on-base percentage and slugging percentage while ranking in the top-25 nationally in seven categories, including hits (712, second), runs (471, ninth), batting average (.311, 15th), doubles (129, 20th), home runs (62, 22nd), slugging percentage (.467, 22nd) and scoring offense (7.2 runs per game, 23rd). The Aggies were led by All-American Boomer White, who hit .386 with five homers, 46 RBI and 49 runs scored while striking out just 16 times in 259 plate appearances en route to SEC Player-of-the-Year honors.

Bolt made an immediate impact for the Texas A&M offense in his first season, as the Aggies ranked second in the SEC in hitting (.299) and third in runs scored (6.6) during his first season in College Station. The Aggies opened the season with an SEC-record 24-game win streak on their way to a 50-win season and a Super Regional appearance. That year, the Aggies ranked among the national leaders in home runs (third, 70), hits (655, seventh), runs (424, 15th) and slugging percentage (.457, 15th).

NEBRASKA: Bolt was associate head coach for the Huskers from 2012 to 2014, serving under Darin Erstad. Bolt tutored four players to first-team All-Big Ten honors, including two-time selections Chad Christensen, Michael Pritchard and Pat Kelly.

Nebraska was one of the top offenses in the Big Ten during his final year in Lincoln in 2014, ranking 19th nationally in hits (623), 30th in triples (19) and 31st in batting average (.293) as Nebraska won 41 games and reached the NCAA Tournament for the first time since 2008. Nebraska's defense was also one of the best units in the country. With new starters at first base,



third base, shortstop, left field and center field, the Huskers ranked 21st in the country with a .976 fielding percentage.

Under Bolt's watch in 2013, Nebraska's defense turned in its best performance in school history. The Huskers ranked second in the nation with a .981 fielding percentage, setting school and Big Ten records. The Husker offense improved under Bolt's tutelage in 2013, ranking in the top three in the Big Ten in eight offensive categories. In conference play, the Huskers led the conference in batting average (.335), on-base percentage (.401), runs (180), hits (307) and RBIs (159).

In Bolt's first season at Nebraska in 2012, he helped raise the team batting average by 45 points, as the Huskers ranked eighth nationally with a .315 clip as a squad. NU was eighth nationally in scoring offense, leading the Big Ten with 7.1 runs per game, while also topping the conference in homers (47), on-base percentage (.384) and runs scored (413). Pritchard, a third-team All-American, was one of six Husker hitters to earn all-conference recognition.

TEXARKANA COLLEGE (2008-11)

Before joining Erstad's staff, Bolt served four years as head coach at Texarkana College from 2008 to 2011. He led the Bulldogs to a pair of Region XIV championships during his four-year stint. Bolt guided the Bulldogs to back-to-back Region XIV championships (2009 and 2010) during a stretch of four straight Regional Tournament appearances and four 30-plus win seasons. Bolt, who was 140-82 (.631) at Texarkana, helped over 20 players sign with Division I schools.

VOLUNTEER ASSISTANT COACH

TEXAS A&M: Bolt headed back to his home state in 2006 and spent two seasons as a volunteer assistant coach at Texas A&M. In 2007, he was on staff when the Aggies advanced to the Super Regionals, while producing a 49-18 overall record and claiming the program's first Big 12 Tournament title. In College Station, Bolt specialized in infield work and helped tutor All-Americans Brandon Hicks and Blake Stouffer, who were each drafted in the first five rounds of the MLB Draft.

NEBRASKA: Bolt began his collegiate coaching career as a volunteer assistant at Nebraska in 2005, working with the Husker infielders and hitters. Behind National Player of the Year Alex Gordon, the Huskers compiled a school-record 57 wins and swept the Big 12 regular-season and Tournament championships. Nebraska finished the season with a then-school record .975 fielding percentage and included an infield that featured Gordon, first-team All-Big 12 performer Curtis Ledbetter and Joe Simokaitis, a second-team All-Big 12 pick.

PLAYING CAREER (NEBRASKA)

A member of Dave Van Horn's first recruiting class, Bolt was a four-year starter and team captain on Nebraska's 2001 and 2002 College World Series teams. The infielder played an instrumental role in helping Nebraska to four NCAA Regionals, three Super Regionals and back-to-back College World Series appearances.

Bolt was the Minneapolis Regional MVP as a sophomore, hitting .545 in three games to lead the Big Red to its first-ever NCAA Regional title. The following year, Bolt made one of the most memorable plays in school history, catching the final out of the 2001 Super Regional against Rice to send the Big Red to its first-ever College World Series.

Bolt finished his career holding six school records, including games played (251), games started (242), at-bats (922), hits (281), doubles (56) and assists (639). Bolt remains in the school's top five in several categories, including doubles (first, 56), games played (second, 251), assists (second, 639), hits (third, 281) and runs scored (fifth, 197).

Following his playing career, he began his coaching career as a graduate manager at Nebraska in 2004 before serving as head coach for the Parkville Sluggers (M.I.N.K. League) the following summer.

PERSONAL

A native of Conroe, Texas, Bolt and his wife, Lauren, were married in July 2005. They have two sons, Jaxon and Austin, and one daughter, Bella. Bolt graduated from Nebraska in 2003 with a degree in communication studies before earning his master's degree in 2006. Lauren graduated from Nebraska in 2005 with a degree in journalism.



N ASSISTANT COACH LANCE HARVELL 22

Lance Harvell enters his seventh year as assistant coach at Nebraska in 2026, having joined the staff in June 2019. Harvell coaches hitters and outfielders, while also serving as the Huskers' first-base coach.

In 2025, Nebraska was among the Big Ten leaders in doubles, ranking second with 46 doubles and sixth with 1.95 doubles per game last season. Devin Nunez was named to the Big Ten All-Freshman Team after batting a team-best .331 at the plate in 41 games.

The Husker offense turned to the running game in 2024, as Nebraska was among the national leaders in sacrifice bunts and stolen bases throughout the season. The Big Red ranked 21st with 44 sacrifice bunts and 36th with 95 stolen bases, including Riley Silva finishing as the nation's leader with 18 sacrifice bunts and recording the 17th-most stolen bases with 32 on the season. The NU offense also had a draft pick in the first four rounds for the third time in last two seasons after Josh Caron was selected in the fourth round of the MLB draft by the Seattle Mariners. Caron was one of two catchers nationally to hit at least .300 at the plate with 15-plus homers and 65 runs driven in last season.

In 2023, Nebraska belted a school-record 97 home runs and was led by All-Americans Max Anderson and Brice Matthews. Anderson was a Second-Team All-American after becoming the first Husker since 2001 to hit above .400 at the plate with a .414 batting average while hitting the fifth-most homers in program history with 21. The junior became the first Big Ten player with 15 home runs in a conference season with a traditional schedule before being selected by the Detroit Tigers in the second round of the 2023 MLB Draft. Matthews was selected No. 28 overall in the MLB Draft by the Houston Astros after becoming the first player in program history and second player all-time in the Big Ten to record at least 20 home runs and 20 stolen bases in a season.

The Huskers hit a Big Ten-best .279 in 2021, bolstered by three players in the league's top 25 for batting average: Jaxon Hallmark (.342), Max Anderson (.332) and Luke Roskam (.307). Hallmark, an outfielder, picked up first-team All-Big Ten honors. Nebraska went on to finish 34-14, captured the Big Ten regular-season championship and appeared in an NCAA Regional Final.

Harvell spearheaded the Huskers' recruiting efforts, and their 15-member 2021 recruiting class, which included a trio of top-200 prospects, was ranked 20th by Perfect Game, 21st by Baseball America and 36th by Collegiate Baseball.

Harvell's first season in Lincoln was cut short after 15 games in 2020 due to the COVID-19 pandemic. NU's offense was hitting .281 and had 17 home runs, while averaging 6.8 runs per game.

BEFORE NEBRASKA

SAM HOUSTON: Prior to coming to Lincoln, Harvell spent five seasons at Sam Houston as the team's assistant coach and recruiting coordinator under Matt Deggs. During that span, the Bearkats captured four Southland Conference regular-season titles and qualified for the NCAA Tournament in 2016 and 2017. In 2016, Harvell established himself as the top recruiting coordinator in the Southland Conference by D1Baseball.com.

In 2019, Sam Houston went 31-25 and won the Southland Conference with a 20-10 mark in league play. Hayden Wesneski, Jordan Cannon, Nick Mikolajchak and Hunter Hearn were each selected in the 2019 MLB Draft after the season. In addition, Colton Cowser was named Southland Hitter of the Year and was a standout on Team USA.

In 2018, the Bearkats boasted a 39-20 mark overall, which included a 24-6 record in conference play, as they won the regular-season league crown.

Sam Houston enjoyed a Division I program-record 44-win season in 2017 to advance to its first-ever NCAA Super Regional. The 2017 squad finished nationally ranked in all six polls, checking in at No. 14 (Collegiate Baseball), No. 16 (NCBWA), No. 18 (D1 Baseball), No. 19 (USA Today Coaches), No. 20 (Baseball America) and No. 22 (Perfect Game).

The Bearkats stormed through the Southland Conference Tournament with four consecutive wins to capture the crown and earn the automatic berth to the NCAA Tournament. In the Lubbock Regional, the team knocked off No. 5 Texas Tech twice and won both of its games against 16th-ranked Arizona to earn a spot in the Tallahassee Super Regional.

Heath Donica earned All-America honors and Southland Pitcher of the Year in 2017, while

PLAYING CAREER

2003-04	Richland Community College
2005-06	Texas A&M

COACHING CAREER

2008-09	Texas A&M	Graduate Assistant
2010-12	Texarkana College	Assistant Coach
2013-14	Louisiana	Volunteer Assistant
2015-19	Sam Houston	Assistant Coach
2020-Present	Nebraska	Assistant Coach

Wesneski took home Freshman All-America accolades and Southland Freshman-of-the-Year recognition. Sam Houston finished the 2017 regular season as one of two teams nationally ranked in the top-25 for both ERA (3.58) and batting average.

In 2016, the Bearkats swept the Southland regular-season and Tournament titles to earn a spot in the NCAA Tournament. Sam Houston State, which welcomed 19 freshmen and 29 newcomers, went 42-22 overall and posted a 24-6 mark in conference play.

In 2015, Sam Houston won 31 games and made it to the championship game of the Southland Tournament.

LOUISIANA: Harvell spent two years as the volunteer assistant at Louisiana in 2013 and 2014. Harvell helped guide the Ragin' Cajuns to national prominence and the best offense in the country two straight years. The 2014 team finished the season with a 58-10 record, the third-best record in NCAA history, and the best record and most wins in school and Sun Belt Conference history.

At the end of the regular season the Cajuns were the consensus No. 1 team by every poll, earned the No. 6 national seed, had a school-record seven players taken in the MLB draft and led the country with three first-team All-Americans. The Cajuns offense finished ranked in the top three nationally in 26 of the 29 offensive categories.

Along the way to winning the Sun Belt regular-season and tournament championships, several Cajun players earned postseason recognition, including first-team All-American Jace Conrad, who also earned Sun Belt Conference Player-of-the-Year honors before being selected in the 13th round of the MLB Draft by the Tampa Bay Rays. Blake Trahan and Caleb Adams (who also played for Harvell at Texarkana) also garnered first-team All-America accolades.

TEXARKANA COLLEGE: Harvell spent three years at Texarkana College, including two under Bolt, as an assistant coach and recruiting coordinator from 2010 to 2012. In his time at Texarkana, the Bulldogs produced some of the best offenses in their conference and region in terms of production, leading the conference in batting in 2011 and 2012. Under his tutelage, Texarkana never finished lower than second in team batting and more than 25 position players moved on to play Division I baseball.

In 2011 and 2012, Texarkana led the conference in batting average, hits, runs scored, stolen bases, doubles, and triples, hitting .310 and .314 respectively. In 2010, the Bulldogs won the conference championship and finished in the top four of every major offensive category.

TEXAS A&M: Harvell spent the 2008 and 2009 seasons as a graduate assistant coach at Texas A&M. During the 2009 season, he was the team's strength and conditioning coach. In 2008, he served as the pitching assistant, helping the Aggies to a Big 12 regular-season crown, an NCAA Regional title and an NCAA Super Regional berth.

PLAYING CAREER (RICHLAND CC, TEXAS A&M)

During his playing days, Harvell was an all-conference and All-Region catcher at Richland Community College in Dallas. In 2003 and 2004, he led his team to back-to-back NJCAA national titles. Harvell walked on at Texas A&M in 2005 and 2006 as a catcher.

PERSONAL

Harvell graduated from Texas A&M in 2006 with a bachelor's degree in sport management and earned his master's degree in the same field in 2009. He and his wife Courtney have two sons, Bodie and Dexter, and a daughter, Ellie.



N ASSISTANT COACH ROB CHILDRESS 29

Rob Childress enters his third season as an assistant coach at Nebraska in 2026 after being promoted in June 2023. Childress coaches the Husker pitchers and catchers after serving as the Director of Player Development in 2022 and 2023.

A veteran of college baseball with 35 years of experience, Childress is no stranger to Lincoln, as he served as an assistant coach at Nebraska from 1998 to 2002 and as associate head coach from 2003 to 2005 prior to his return to Lincoln in 2022.

Under his tutelage, 83 pitchers have been drafted or signed as free agents during his time at Nebraska and Texas A&M. Childress' pitching staffs have finished in the top 15 in the country in ERA eight times since 2000, including top three finishes on three occasions. Five of his pitching staffs have finished in the top 25 nationally in strikeouts per nine innings since 2010, including four times in the top 10.

The Husker pitching staff finished with the fifth-most strikeouts in program history, recording 489 strikeouts in 2025. Three NU pitchers moved on to the professional level after Mason McConnaughey (4th Round, Texas Rangers) and Luke Broderick (14th Round, Colorado Rockies) were selected in the MLB Draft and Drew Christo inked a free agent deal with the Atlanta Braves. A second-team All-Big Ten selection, Broderick went 4-2 with a 3.25 ERA in 27 relief outings and totaled 13 saves, which is tied for third-most in a season and sixth all-time in program history.

In 2024, the Nebraska pitching staff finished second nationally in walks allowed per nine innings (2.91), seventh in strikeout to walk ratio (2.98), ninth in WHIP (1.28) and 26th in ERA (4.60). Brett Sears led the NU pitching staff as a unanimous second-team All-American and an Academic All-American while being selected by the Atlanta Braves in the seventh round of the 2024 MLB Draft. Sears was the Big Ten's Pitcher of the Year and a semifinalist for the Dick Howser Trophy and National Pitcher of the Year after going 9-1 with a 2.16 ERA and 101 strikeouts in 104 innings.

TEXAS A&M (2006-21)

Prior to his return to Lincoln, Childress spent 16 seasons as the head coach at Texas A&M. He led the Aggies to the NCAA Tournament a school-record 13 consecutive times (2007-19), including six regional titles and a pair of trips to the College World Series in 2011 and 2017. Childress, who posted a 622-336-3 record with the Aggies, won two regular-season conference titles and four conference tournament championships during his stint at Texas A&M.

In his final season with the Aggies in 2021, Texas A&M went 29-27 overall and snapped a streak of 13 consecutive NCAA Regional appearances.

In 2019, Texas A&M posted a 39-23-1 record and reached their 13th straight NCAA Regional appearance. The A&M pitching staff set a school record with 673 punchouts. They led the NCAA in strikeout-to-walk ratio (3.33), ranking second in strikeouts per nine innings (10.9), third in ERA (3.21) and eighth in WHIP (1.21).

The 2018 Aggies posted a 40-22 mark and reached their 12th consecutive NCAA Regional - the fourth-longest active streak in the nation. Texas A&M made a College World Series appearance in 2017, finishing with a 41-23 mark. The pitching staff ranked in the top 25 nationally in ERA (20th - 3.48) and WHIP (23rd - 1.26).

In 2016, the Aggies earned their first-ever SEC Tournament crown with a 12-5 win over No. 1 Florida in the championship game. A&M captured their eighth NCAA Regional trophy and finished the season with a 49-16 overall record. The 2015 Aggies started the season with an SEC-record 24-game win streak en route to a 50-14 campaign, the highest victory tally for the Aggies since 1999. A&M finished third in the SEC and won their seventh NCAA Regional title, finishing one run shy of a CWS berth.

In 2014, Childress guided the Aggies through their second season in the SEC, securing a spot in the SEC Tournament for the second consecutive year and earning a bid to the school-record eighth consecutive NCAA Tournament appearance. In Texas A&M's first run through the SEC in 2013, Childress led A&M to the final six of the SEC Tournament and a seventh straight NCAA Tournament appearance.

During the 2012 campaign, Childress guided the Aggies to a sixth consecutive trip to the NCAA Tournament, as A&M hosted an NCAA Regional in College Station for the second straight season. In 2011, Childress captured co-Big 12 Coach of the Year honors as he led the Aggies to another milestone campaign, guiding the A&M to the College World Series. The trip to Omaha was the fifth in program history, while the Aggies also claimed the 23rd conference championship in program history as it brought home both the Big 12 regular season and tournament titles.

PLAYING CAREER

1987-90 Northwood University (NAIA)

COACHING CAREER

1991-92	Texarkana College	Assistant Coach
1993	Northwood University	Assistant Coach
1994	Texarkana College	Head Coach
1995-97	Northwestern State	Assistant Coach
1998-02	Nebraska	Assistant Coach
2003-05	Nebraska	Associate Head Coach
2006-21	Texas A&M	Head Coach
2022-23	Nebraska	Director of Player Development
2024-Present	Nebraska	Assistant Coach

The Aggies once again ascended to the top of the Big 12, as they claimed another conference crown when A&M won the league's postseason tournament in 2010. Along the way, the pitching staff ranked as one of the country's best, finishing atop the Big 12 and second nationally in strikeouts per nine innings (9.3). The Aggies' 612 strikeouts set a school record, topping the previous year's total of 568.

In 2009, Childress guided the Aggies to 37 wins and another trip to the postseason. The pitching staff set a then-school record with 568 strikeouts, leading the Big 12 and finishing seventh nationally with an average of 9.5 per nine innings. Named the Big 12's Coach of the Year in 2008, Childress guided the Aggies to 46 wins, their first regular-season championship in nine years and the first back-to-back NCAA regional championships in school history. Along the way, Texas A&M set a new school and Big 12 record by winning 16 straight conference games.

After just one season at the helm, Childress orchestrated the biggest turnaround in Division I in 2007. The Aggies went 48-19 with a 23-win improvement, along with claiming the NCAA College Station Regional championship, a berth in the Super Regionals and the school's first Big 12 title since 1999.

USA BASEBALL COLLEGIATE NATIONAL TEAM (2014)

In 2014, Childress served as the pitching coach for the USA Baseball Collegiate National Team. The team went 18-7 during their stint, posting a 1.58 ERA and a .170 opponent batting average. The squad won four of five in a series against Chinese Taipei and then went on to claim the title at Honkbal-Haarlem Baseball Week in the Netherlands.

NEBRASKA (1998-05)

During his eight seasons on staff in his first stint at Nebraska, the Huskers produced five of the top six single-season strikeout totals in school history, including a school-record 538 strikeouts in 2005, while issuing fewer than three walks per game in his final five seasons in Lincoln. The Huskers went to the NCAA Tournament six times in a seven-year span, including three CWS appearances. The Big Red won three regular-season Big 12 titles (2001, 2003 and 2005) and four Big 12 Tournaments (1999, 2000, 2001 and 2005).

NORTHWESTERN STATE (1995-97)

In his final season with the Demons in 1997, Childress' staff had a 4.20 ERA and held opponents to a .268 batting average. He coached former major leaguer Brian Anderson, who became the first Demon baseball player to reach the MLB since 1954. In 1996, the Northwestern State staff owned a 4.66 ERA and held opponents to a .259 hitting clip at the plate.

TEXARKANA COLLEGE (1991-92, 1994)

Childress served as an assistant coach at Texarkana College for two seasons, where the Bulldogs went 93-22 and won the league title in 1991. Following the two seasons as an assistant at Texarkana, Childress was an assistant coach at his alma mater at Northwood University. In 1994, he returned to Texarkana as the head coach and finished with a 43-10 record in his only season.

PLAYING CAREER (NORTHWOOD UNIVERSITY)

Played four seasons at Northwood University, where he was twice named an all-conference pitcher. Northwood won two NAIA conference championships during his career and was runner-up at the regional tournament once. Childress was elected the school's Academic Athlete of the Year as a sophomore and senior.

PERSONAL

Childress graduated with a bachelor's degree in business administration from Northwood in 1990 and earned a master's degree of science from East Texas State (now TAMU-Commerce) in 1994. He and his wife Amanda have a daughter, Hannah, and a son, Maxwell.



N ASSISTANT COACH MIKE SIRIANNI 3

Mike Sirianni enters his third year as assistant coach at Nebraska in 2026, having joined the staff in June 2023. Sirianni coaches hitters and infielders, while also serving as the Huskers' third-base coach.

Sirianni joined the Huskers with 13 years of experience coaching college baseball after spending the previous four seasons as an assistant coach and recruiting coordinator at Wichita State.

Sirianni's father, John, was the Athletic Director at Division III Simpson College (Iowa) for 28 years, spending 20 seasons as the school's head baseball coach. His brother, Jay, played at Nebraska in 1996-99 and has been the head coach at Sam Houston since 2020.

In 2025, Nebraska was among the Big Ten leaders in doubles, ranking second with 46 doubles and sixth with 1.95 doubles per game last season. Devin Nunez was named to the All-Big Ten Freshman Team after batting a team-best .331 at the plate in 41 games.

In Sirianni's first season working with the Husker offense in 2024, Nebraska turned to the running game and was among the national leaders in sacrifice bunts and stolen bases throughout the season. The Big Red ranked 21st with 44 sacrifice bunts and 36th with 95 stolen bases, including Riley Silva finishing as the nation's leader with 18 sacrifice bunts and recording the 17th-most stolen bases with 32 on the season. The NU offense also had a draft pick in the first four rounds for the third time in last two seasons after Josh Caron was selected in the fourth round of the MLB draft by the Seattle Mariners. Caron was one of two catchers nationally to hit at least .300 at the plate with 15-plus homers and 65 runs driven in last season.

BEFORE NEBRASKA

WICHITA STATE: Sirianni arrived in Lincoln after spearheading two of the best recruiting classes in Wichita State baseball history with a 32nd-ranked class in 2021 and 26th-ranked class in 2022 by Perfect Game.

During his four seasons at Wichita State, Sirianni coached a third-team All-American, a freshman All-American, a John Olerud Two-Way Player of the Year Finalist and 17 all-conference selections. In his inaugural campaign as the Shockers' assistant coach, he helped Wichita State to a 13-2 record before the season ended due to COVID-19, which included the program's longest winning streak since 2008 of 12 games.

REGIS: Sirianni was the head coach for three seasons at Regis from 2017 to 2019. He made an immediate impact with the Rangers, as Regis recorded their first winning season in five years in the second season under Sirianni. Sirianni coached the 2018 Rocky Mountain Athletic Conference Pitcher of the Year and had 20 all-conference selections in his three seasons with the Rangers.

WICHITA STATE: Prior to his time at Regis, Sirianni spent two seasons as a volunteer assistant coach for the Shockers in his first stop at Wichita State. He assisted the offense and coached three Freshman All-Americans, two all-region selections, one Missouri Valley Conference Freshman of the Year, eight all-conference performers and nine MLB Draft picks.

NEWMAN (KAN.): From 2011 to 2014, Sirianni was the assistant coach and recruiting coordinator at Newman (Kan.). He helped the Jets to two conference tournament appearances and the highest conference finish in school history. Under his lead, the Newman offense set several school records, and the Jets had six Gold Glove winners, 14 all-conference position players and the Freshman of the Year.

Prior to coaching at Newman, he had stints with Valley View High School in Arkansas, Iowa Western CC, Arkansas State and the Cleveland Guardians.

PLAYING CAREER (CREIGHTON, ARKANSAS STATE)

Sirianni played two seasons at Creighton in 2002 and 2003 before he transferred to Arkansas State for the 2004 and 2005 seasons, where he set the single-season school record for runs scored in 2004.

PERSONAL

Sirianni graduated with a bachelor's degree in interdisciplinary studies from Arkansas State in 2006 and earned a master's degree in health, physical education and recreation from Emporia State in 2017. He and his wife Mandy have three daughters, Ava, Allie and Adalyn.

PLAYING CAREER

2002-03	Creighton
2004-05	Arkansas State

COACHING CAREER

2011-14	Newman (Kan.)	Assistant Coach
2015-16	Wichita State	Volunteer Assistant
2017-19	Regis	Head Coach
2020-23	Wichita State	Assistant Coach
2024-Present	Nebraska	Assistant Coach



DIRECTOR OF BASEBALL OPERATIONS **CONOR BEHRENS**

Conor Behrens enters his third season as the Director of Baseball Operations at Nebraska in 2026.

Behrens joined the Huskers before the 2024 season with four years of coaching experience, including the last two seasons as a volunteer assistant coach at Wichita State.

With the Shockers, Behrens worked with the hitters, catchers and outfielders while serving as camp coordinator and creating scouting reports of opponents.

Prior to Wichita State, he had a brief stint as an assistant coach at Point Lomo Nazarene, where he assisted in recruiting and coached the infielders and hitters.

Behrens was a graduate assistant coach and director of operations at Central Missouri for two seasons, helping the Mules to a national runner-up finish with a 46-8 overall record in 2021.

Working primarily with the hitters at UCM, Behrens coached an offense that ranked top-10 nationally in many offensive categories, including batting average, hits, home runs, runs, slugging percentage, stolen bases and hit by pitch. The Mules won the 2021 MIAA regular-season and tournament titles and recorded a 15-game win streak to clinch their DII World Series berth.

In Behrens' two seasons with the Mules, Central Missouri went 66-11, producing three All-Americans, five all-region hitters and seven all-conference players. UCM was off to a 20-3 start in 2020 before the remainder of the season was canceled due to the COVID-19 pandemic.

Behrens played his first two seasons at Kansas City Kansas Community College, where he earned second-team all-conference recognition and won a Region XI Gold Glove. Behrens finished his playing career at Lindenwood, hitting .304 in 73 career games. As a junior in 2017, he helped the Lions to their first-ever appearance in the DII World Series.

Behrens began his coaching career the following year as an assistant coach at Lincoln Southwest High School, where he was an all-state performer as a player.

A native of Lincoln, Neb., Behrens earned his bachelor's degree in historical studies from Lindenwood University and holds a master's degree in sports management from Central Missouri in 2021. He and his wife, Ashley, reside in Lincoln.



DIRECTOR OF PLAYER DEVELOPMENT **KYLE NICHOLSON**

Kyle Nicholson arrived at Nebraska as the Director of Player Development in July of 2025.

Nicholson joins the Huskers after spending the 2025 campaign as the pitching coach at Mercyhurst and three seasons as the pitching coach at Indiana University of Pennsylvania in 2022-24.

In three seasons at IUP, Nicholson helped the Crimson Hawks to their best season in program history in 2024. The Crimson Hawks went 41-18 and finished one win shy of the national championship series at the DII College World Series while setting a program record for wins and concluding the season with a No. 4 national ranking.

Nicholson's pitching staff played a key role in a big turnaround for the Crimson Hawks in his first season at IUP in 2022, helping the program to a 25-win improvement from 2021.

Prior to a three-year stint at IUP, Nicholson spent two seasons as an assistant coach at Bethel Park High School in 2020 and 2021. Under Nicholson's guidance, Bethel Park finished 2021 with a 1.62 ERA in 176 innings and won the PIAA 5A state championship.

Nicholson was a graduate assistant on the Texas A&M coaching staff for two seasons in 2011-12. The Aggies captured the Big 12 regular-season and tournament titles on their way to a College World Series appearance in 2011 before making an NCAA Regional appearance in 2012.

Nicholson played four seasons at Texas A&M, making 83 appearances on the mound for the Aggies in 2004-07. An All-American and National Pitcher of the Year finalist in 2007, Nicholson went 11-3 with four saves and a 2.25 ERA as a senior.

He was drafted in the seventh round of the 2007 MLB Draft by the San Francisco Giants and earned the MiLB.com Short-Season Starting Pitcher of the Year and MiLB Most Spectacular Pitcher Award for the 2008 season.

A native of College Station, Texas, Nicholson earned his bachelor's degree in agricultural leadership and development from Texas A&M in 2007. He and his wife, Megan, have two sons, Braedon and Eli, and two daughters, Averie and Lyla.

INDIVIDUAL HITTING

Player	AVG	G-GS	AB	R	H	2B	3B	HR	RBI	TB	SLG%	BB	HBP	SO	GDP	OB%	SF	SH	SB-ATT	PO	A	E	FLD
Nunez, Devin	.331	41-32	127	21	42	6	0	5	22	63	.496	15	1	36	0	.406	0	0	4-6	10	21	2	.939
Brumbaugh, Cayden	.309	61-61	246	51	76	18	1	5	33	111	.451	28	7	38	2	.388	5	1	12-18	105	105	4	.981
Sanderson, Case	.307	56-52	199	34	61	9	2	3	31	83	.417	24	14	37	4	.416	1	0	1-3	382	15	1	.997
Overbeek, Joshua	.293	52-47	174	28	51	13	1	6	28	84	.483	12	12	46	0	.377	1	2	2-5	27	92	9	.930
Carey, Dylan	.288	62-62	222	49	64	20	0	8	41	108	.486	21	15	54	2	.377	7	6	5-8	76	168	13	.949
Jesske, Will	.288	43-29	111	22	32	6	1	3	15	49	.441	9	3	12	2	.349	3	0	5-7	177	14	2	.990
Buettenback, Max	.286	40-31	126	27	36	8	1	7	27	67	.532	16	5	33	0	.383	2	0	5-7	47	1	0	1.000
Silva, Riley	.284	56-39	134	26	38	4	0	0	16	42	.313	12	20	15	0	.419	1	8	11-14	98	2	0	1.000
Bolin, Robby	.278	51-34	126	26	35	6	0	0	16	41	.325	14	10	25	3	.388	2	2	2-4	90	0	1	.989
Swansen, Gabe	.242	52-42	161	26	39	12	1	7	44	74	.460	14	6	42	2	.317	5	0	2-2	62	0	2	.969
Stone, Tyler	.235	44-37	149	23	35	11	0	8	30	70	.470	16	5	34	3	.327	1	0	0-0	148	8	0	1.000
Frost, Cael	.222	42-28	108	21	24	4	0	7	25	49	.454	18	5	41	0	.359	0	0	3-5	38	1	0	1.000
Helligso, Hogan	.216	44-40	125	11	27	2	0	3	20	38	.304	9	3	34	1	.283	1	5	0-0	293	24	2	.994
Stokes, Rhett	.215	44-20	79	8	17	1	0	0	7	18	.228	3	2	26	2	.262	0	1	3-4	22	63	5	.944

Lewis, Hayden	.250	8-0	8	0	2	1	0	0	3	3	.375	0	1	4	0	.333	0	0	0-0	1	0	0	1.000
Cymbalista, Colin	.167	15-4	12	1	2	0	0	0	0	2	.167	3	1	5	0	.375	0	0-0	0	11	0	0	1.000
Cotton, Jaron	.000	17-0	4	5	0	0	0	0	0	0	.000	0	1	2	0	.200	0	0-0	0	3	1	0	1.000
Totals	.275	62-62	2111	379	581	121	7	62	358	902	.427	214	111	484	21	.368	29	25	55-83	1613	591	57	.975
Opponents	.262	62-62	2075	349	543	121	6	74	333	898	.433	251	60	489	34	.354	27	28	45-57	1611	556	70	.969

LOB - Team (501), Opp (479). DPs turned - Team (41), Opp (33). CI - Team (0), Opp (1). IBB - Team (3), Carey, D. 3, Opp (5).
 Picked off - Carey, D. 3, Jesske, W. 2, Overbeek, J. 1, Stone, T. 1, Silva, R. 1, Frost, C. 1, Brumbaugh, C. 1.

INDIVIDUAL PITCHING

Player	ERA	W-L	APP	GS	CG	SH/CBO	SV	IP	H	R	ER	BB	SO	2B	3B	HR	B/Avg	WP	HBP	BK	SFA	SHA	
Brockett, Jackson	3.66	4-4	16	15	0	0/0	0	64.0	73	33	26	23	45	19	0	8	.283	6	5	0	0	2	
Horn, Ty	4.94	4-4	18	17	0	0/1	0	85.2	86	52	47	32	76	19	1	15	.262	1	4	2	2	4	
Walsh, Will	5.65	4-8	17	13	0	0/1	1	71.2	75	52	45	17	58	16	1	12	.266	0	6	0	4	5	

Encarnacion, Blake	0.00	0-0	9	0	0	0/0	0	4.0	1	0	0	3	5	0	0	0	.077	1	3	0	0	0	
Clark, Caleb	3.20	0-1	20	0	0	0/0	0	19.2	23	12	7	8	18	4	0	2	.315	5	3	0	1	4	
Broderick, Luke	3.25	4-2	27	0	0	0/0	13	36.0	29	14	13	22	43	3	1	3	.225	6	1	0	1	3	
Daiss, Casey	3.70	1-1	21	0	0	0/1	0	24.1	21	11	10	9	16	9	1	1	.247	0	4	0	1	2	
Blachowicz, Gavin	3.80	3-0	17	0	0	0/0	0	21.1	20	10	9	14	22	4	0	2	.250	3	3	0	2	0	
Cleavinger, Grant	4.26	1-0	19	0	0	0/0	0	12.2	11	6	6	10	20	2	1	2	.239	0	2	0	2	0	
Harrhill, Ryan	4.61	0-0	11	2	0	0/0	0	13.2	14	8	7	4	7	6	0	0	.264	1	3	0	2	1	
Christo, Drew	5.61	3-2	31	0	0	0/0	1	51.1	51	35	32	33	51	9	0	5	.260	8	2	0	5	5	
Bender, Pryce	5.76	2-0	20	0	0	0/0	0	25.0	26	16	16	10	16	4	0	5	.257	1	6	0	0	0	
Timmerman, Tucker	5.82	2-1	12	5	0	0/0	0	34.0	36	26	22	10	30	6	1	6	.269	2	6	0	3	1	
McConnaughey, Mason	6.08	1-1	3	3	0	0/0	0	13.1	11	9	9	6	19	3	0	1	.216	0	1	0	0	0	
Nowaczyk, Colin	7.00	0-1	10	0	0	0/0	0	9.0	13	8	7	7	10	1	0	2	.342	2	1	0	1	0	
Coats, TJ	7.15	0-0	8	3	0	0/0	0	11.1	9	10	9	13	15	2	0	2	.220	5	3	0	1	0	
Worthley, Jalen	7.52	2-1	15	0	0	0/0	0	20.1	24	18	17	8	13	8	0	6	.286	1	0	0	1	1	
Jasa, Carson	8.68	2-2	11	4	0	0/1	0	18.2	18	26	18	19	24	5	0	1	.237	4	7	0	0	0	
White, Aiden	9.00	0-0	1	0	0	0/0	0	1.0	1	1	1	2	0	1	0	0	.333	0	0	0	1	0	
Unger, J'Shawn	27.00	0-1	1	0	0	0/0	0	0.2	1	2	2	1	1	0	0	1	.250	0	0	0	0	0	
Totals	5.06	33-29	62	62	0	2/2	15	537.2	543	349	302	251	489	121	6	74	.262	46	60	2	27	28	
Opponents	5.63	29-33	62	62	1	2/2	12	537.0	581	379	336	214	484	121	7	62	.275	50	111	2	29	25	

PB - Team (13), Helligso, H. 11, Jesske, W. 2, Opp (12). Pickoffs - Team (10), Horn, T. 4, Walsh, W. 3, Coats, T. 1, Christo, D. 1, Brockett, J. 1, Opp (10). SBA/ATT - Helligso, H. (24-32), Jesske, W. (21-22), Jasa, C. (7-8), Broderick, L (6-7), Horn, T. (4-7), Christo, D. (4-6), Cleavinger (5-6), Bender, P. (4-5), Timmerman, T (5-5), Blachowicz (2-3), Brockett, J. (3-3), Walsh, W. (1-2), Clark, C. (1-2), McConnaughey (1-1), Unger, J. (1-1), Coats, T. (1-1).



DATE	OPPONENT	W/L	SCORE	R	H	E	R	H	E	WP	LP	SV	TOG	ATT.
2/14	vs. UC Irvine [^]	L	10-5	5	8	0	10	11	1	Ojeda (1-0)	McConnaughey (0-1)	--	3:03	1,300
2/15	vs. No. 16 Vanderbilt [^]	W	6-4	6	8	0	4	7	0	Worthley (1-0)	McElvain (0-1)	Broderick (1)	3:05	3,000
2/16	vs. San Diego State [^]	W	13-0	13	12	0	0	7	3	Walsh (1-0)	Sipila (0-1)	--	2:53	1,645
2/17	at Grand Canyon	L	3-1	1	4	0	3	10	1	Higginbottom (1-0)	Christo (0-1)	Quinn (2)	2:22	3,413
2/21	at Louisiana	W	6-1	6	9	0	1	5	4	McConnaughey (1-1)	Morgan (1-1)	--	3:06	4,085
2/22	at Louisiana-1	L	4-1	1	4	0	4	5	0	McGehee (1-1)	Horn (0-1)	Theut (1)	2:21	--
2/22	at Louisiana-2	L	10-2	2	5	3	10	13	1	Hermann (1-0)	Walsh (1-1)	--	2:39	4,131
2/28	vs. Sam Houston#	W	8-3	8	12	0	3	4	1	Walsh (2-1)	Peterson (0-3)	--	2:42	7,175
3/1	vs. No. 2 LSU#	L	11-6	6	11	1	11	17	0	Eyanson (2-0)	Jasa (0-1)	--	3:14	11,003
3/2	vs. Kansas State#	L	9-6	6	9	1	9	10	1	Sheffield (2-1)	Brockett (0-1)	--	2:52	--
3/8	Washington-1*	L	11-5	5	10	0	11	15	2	Sweeney (1-1)	Horn (0-2)	--	2:46	--
3/8	Washington-2*	L	6-3	3	6	3	6	7	1	Thomas (2-0)	Walsh (2-2)	--	2:28	5,469
3/9	Washington*	W	6-2	6	11	2	2	10	3	Christo (1-1)	Brandenburg (0-2)	Broderick (2)	2:37	5,155
3/11	Wichita State	W	10-1	10	8	1	1	4	3	Jasa (1-1)	Miner (1-2)	--	3:34	4,893
3/12	Wichita State	W	5-4	5	5	0	4	9	0	Blachowicz (1-0)	Dobbs (0-1)	Broderick (3)	3:07	5,406
3/14	at UCLA*	L	5-2	2	8	2	5	7	0	May (3-1)	Walsh (2-3)	Lee (1)	2:48	370
3/15	at UCLA*	L	11-3	3	8	1	11	13	1	Barnett (5-0)	Horn (0-3)	--	3:16	629
3/16	at UCLA*	L	5-3	3	7	1	5	10	0	O'Connor (2-0)	Clark (0-1)	Lee (2)	2:48	623
3/18	at Pepperdine	W	9-6	9	12	0	6	7	0	Jasa (2-1)	Stewart (0-2)	Broderick (4)	3:03	224
3/19	at Pepperdine	W	11-4	11	11	0	4	9	2	Blachowicz (2-0)	Tichy (0-2)	--	3:24	324
3/21	at USC*	L	5-3	3	5	0	5	9	0	Hunter (4-1)	Walsh (2-4)	Edwards (2)	2:20	1,081
3/22	at USC*	W	6-5	6	7	1	5	9	1	Broderick (1-0)	Hedges (0-1)	--	3:00	1,209
3/23	at USC*	L	7-1	1	7	2	7	11	0	Govel (2-2)	Brockett (0-2)	--	2:39	1,304
3/25	at Kansas State	L	12-8	8	11	3	12	8	1	Ruhl (2-1)	Jasa (2-2)	--	2:59	2,344
3/28	No. 5 Oregon State	W	7-3	7	11	1	3	5	1	Walsh (3-4)	Segura (4-1)	Christo (1)	2:48	6,348
3/29	No. 5 Oregon State	L	16-5 (7)	5	12	0	16	12	0	Whitney (3-2)	Horn (0-4)	--	2:42	5,248
3/30	No. 5 Oregon State	W	16-7 (8)	16	14	1	7	9	2	Broderick (2-0)	Mundt (1-1)	--	3:15	4,671
4/1	Creighton	L	9-5	5	9	0	9	12	0	Burke (2-1)	Nowaczyk (0-1)	Langrell (6)	3:18	4,392
4/2	at Omaha	L	11-9	9	15	2	11	8	1	Gainer (5-1)	Unger (0-1)	Meyer (2)	3:54	1,344
4/4	Rutgers*	W	8-5	8	13	0	5	12	0	Walsh (4-4)	Ryan (1-1)	Broderick (5)	3:04	4,553
4/5	Rutgers*	W	10-5	10	12	2	5	6	0	Worthley (2-0)	Mack (3-3)	--	2:47	5,188
4/6	Rutgers*	L	7-5	5	9	1	7	15	3	Berglin (3-1)	Brockett (0-3)	Fithian (2)	2:46	4,707
4/8	at No. 22 Kansas	W	7-5	7	8	0	5	5	2	Bender (1-0)	West (2-1)	Broderick (6)	3:07	2,041
4/11	at Iowa	L	1-0	0	3	0	1	3	1	Obermueller (4-2)	Walsh (4-5)	Watts (2)	2:18	1,724
4/12	at Iowa	L	11-6	6	6	0	11	12	0	Hogue (2-1)	Broderick (2-1)	--	3:20	2,654
4/13	at Iowa	W	6-4	6	7	4	4	8	2	Daiss (1-0)	Wright (1-1)	Broderick (7)	3:12	1,532
4/15	at Creighton	W	6-3	6	12	0	3	7	2	Bender (2-0)	Unga (0-1)	Broderick (8)	3:18	5,846
4/18	Northwestern*	L	9-7	7	12	1	9	9	1	Wade (4-4)	Daiss (1-1)	--	2:52	4,832
4/19	Northwestern-1*	W	14-4 (7)	14	11	0	4	7	0	Horn (1-4)	Kouser (3-4)	--	2:13	--
4/19	Northwestern-2*	W	5-2	5	9	1	2	6	2	Brockett (1-3)	Forniss (1-2)	Broderick (9)	2:48	5,824
4/22	Kansas	L	4-0	0	7	0	4	9	0	Trumper (4-0)	Timmerman (0-1)	--	2:35	5,211
4/25	at Maryland*	L	12-5	5	9	0	12	13	0	McCoy (4-2)	Walsh (4-6)	Hastings (1)	2:50	968
4/26	at Maryland*	W	7-2	7	11	1	2	8	3	Horn (2-4)	McMannis (1-2)	--	2:47	1,233
4/27	at Maryland*	W	21-5 (7)	21	19	2	5	5	1	Brockett (2-3)	Johnson (1-3)	--	2:52	962
4/29	Kansas State	W	7-6	7	9	3	6	6	2	Blachowicz (3-0)	Ruhl (2-2)	--	3:15	4,998
5/2	Minnesota*	L	6-4 (10)	4	9	2	6	12	1	Sundquist (3-1)	Broderick (2-2)	Rooney (3)	3:46	5,156
5/3	Minnesota*	W	5-4	5	9	0	4	8	1	Timmerman (1-1)	Whelan (0-2)	--	2:38	6,785
5/4	Minnesota*	W	8-3	8	13	1	3	10	1	Cleavinger (1-0)	Ryerse (0-3)	--	3:18	5,602
5/6	Creighton	L	8-7	7	10	1	8	9	2	Koosman (6-3)	Walsh (4-7)	Langrell (9)	3:13	5,802
5/9	Michigan*	W	3-2	3	7	0	2	7	1	Timmerman (2-1)	Barr (6-4)	Broderick (10)	2:46	5,804
5/10	Michigan*	W	5-2	5	6	0	2	5	0	Broderick (3-2)	Lally Jr. (4-4)	--	2:30	5,832
5/11	Michigan*	L	3-1	1	7	1	3	6	1	Rogers (5-2)	Christo (1-2)	--	2:51	6,044
5/15	at Purdue*	W	11-9	11	14	1	9	11	2	Christo (2-2)	Doorn (4-6)	Broderick (11)	3:16	1,407
5/16	at Purdue*	L	5-4	4	10	4	5	9	0	Milburn (3-5)	Worthley (2-1)	--	2:50	1,606
5/17	at Purdue*	W	14-2 (8)	14	15	0	2	6	3	Brockett (3-3)	Storey (4-3)	--	3:26	1,807
5/20	vs. Michigan State%	W	5-4 (10)	5	12	1	4	7	2	Broderick (4-2)	Pianto (0-1)	--	3:39	2,843
5/24	vs. No. 4 Oregon%	W	7-3	7	11	0	3	12	4	Brockett (4-3)	Grinsell (9-3)	Walsh (1)	3:06	--
5/24	vs. Penn State%	W	6-3	6	12	0	3	9	0	Christo (3-2)	VanOstenbrid (2-1)	Broderick (12)	3:09	8,541
5/25	vs. No. 13 UCLA%	W	5-0	5	8	0	0	4	0	Horn (3-4)	Stump (6-1)	--	3:02	15,139
5/30	vs. Oklahoma&	L	7-4	4	6	1	7	11	2	Brockett (4-4)	Witherspoon	--	3:42	987
5/31	vs. Holy Cross&	W	4-1	4	10	0	1	5	0	Horn (4-4)	Wywoda (9-3)	Broderick (13)	2:25	897
6/1	vs. Oklahoma&	L	17-1	1	6	5	17	18	1	Crossland (5-5)	Walsh (4-8)	--	3:02	809

[^] - MLB Desert Invitational
[#] - Frisco College Baseball Classic
^{*} - Big Ten Game
[%] - Big Ten Tournament (Charles Schwab Field)
[&] - NCAA Regional (Chapel Hill, N.C.)



INNING-BY-INNING SUMMARY

	1	2	3	4	5	6	7	8	9	Extra	Total
Nebraska	43	49	27	62	43	33	45	51	25	1	379
Opponents	37	42	35	58	52	27	51	28	17	2	349

WIN-LOSS SUMMARY

Overall	33-29	Extra innings	1-1	Opponent scored first	12-22	Opponent 0 home runs	14-6
Conference	15-15	Shutouts	2-2	After 6 leading	25-3	Opponent 1 home run	17-9
Non-Conference	18-14	Scoring 0-2 runs	0-9	After 6 trailing	3-21	Opponent 2+ home runs	2-14
Home	14-10	Scoring 3-5 runs	8-13	After 6 tied	5-5	Made 0 errors	19-11
Away	11-14	Scoring 6-9 runs	16-7	After 7 leading	23-2	Made 1 error	9-9
Neutral	8-5	Scoring 10+ runs	9-0	After 7 trailing	4-24	Made 2+ errors	5-9
Day	21-19	Opponent 0-2 runs	11-1	After 7 tied	4-2	Opp. made 0 errors	10-12
Night	12-10	Opponent 3-5 runs	18-8	After 8 leading	24-1	Opp. made 1 error	7-13
vs. Left	12-6	Opponent 6-9 runs	4-9	After 8 trailing	3-26	Opp. made 2+ errors	16-4
vs. Right	21-23	Opponent 10+ runs	0-11	After 8 tied	2-1	Out-hit opponent	28-7
1-Run games	6-3	Scored in first inning	12-7	Hit 0 home runs	10-15	Out-hit by opponent	4-20
2-Run games	4-8	Opponent scored in first inning	7-14	Hit 1 home run	12-9	Hits are tied	1-2
5+ Run games	13-10	Scored first	21-7	Hit 2+ home runs	11-5		

RECORD WHEN TEAM SCORES

Runs	0	1	2	3	4	5	6	7	8	9	10+
W-L	0-2	0-5	0-2	1-4	1-3	6-6	7-3	5-2	3-1	1-1	9-0

RECORD WHEN OPPONENT SCORES

Runs	0	1	2	3	4	5	6	7	8	9	10+
W-L	2-0	3-1	6-0	6-2	7-2	5-4	2-2	1-3	0-1	1-3	0-11

RECORD WHEN LEADING AFTER

Inn.	1	2	3	4	5	6	7	8
W-L	10-6	19-7	22-4	23-5	25-3	25-3	23-2	24-1

RECORD WHEN TRAILING AFTER

Inn.	1	2	3	4	5	6	7	8
W-L	3-12	6-16	4-19	4-22	2-21	3-21	4-24	3-26

RECORD WHEN TIED AFTER

Inn.	1	2	3	4	5	6	7	8
W-L	20-11	8-6	7-6	6-2	6-5	5-5	4-2	2-1

MULTIPLE HIT GAMES

Player	2	3	4	5+	Total
Brumbaugh, Cayden	20	5	-	-	25
Sanderson, Case	11	3	2	-	16
Carey, Dylan	10	6	-	-	16
Overbeek, Joshua	10	4	-	-	14
Nunez, Devin	9	2	1	-	12
Silva, Riley	7	3	-	-	10
Bolin, Robby	7	1	-	-	8
Stone, Tyler	6	2	-	-	8
Swansen, Gabe	5	1	1	-	7
Buettenback, Max	5	2	-	-	7
Helligso, Hogan	6	-	-	-	6
Jesske, Will	3	-	1	-	4
Frost, Cael	2	1	-	-	3
Stokes, Rhett	3	-	-	-	3
TEAM	104	30	5	0	139

MULTIPLE RBI GAMES

Player	2	3	4	5+	Total
Carey, Dylan	8	4	-	-	12
Swansen, Gabe	6	2	1	2	11
Sanderson, Case	7	3	-	-	10
Brumbaugh, Cayden	8	2	-	-	10
Stone, Tyler	4	3	-	-	7
Buettenback, Max	2	3	1	1	7
Frost, Cael	3	3	-	-	6
Helligso, Hogan	6	-	-	-	6
Nunez, Devin	4	-	-	1	5
Overbeek, Joshua	2	-	1	1	4
Bolin, Robby	2	1	-	-	3
Jesske, Will	2	1	-	-	3
Silva, Riley	2	-	-	-	2
TEAM	56	22	3	5	86

HITTING STREAKS

Player	Longest	Current
Buettenback, Max	11	-
Frost, Cael	10	-
Brumbaugh, Cayden	9	-
Bolin, Robby	9	-
Sanderson, Case	8	-
Nunez, Devin	8	-
Carey, Dylan	7	1
Silva, Riley	6	1
Overbeek, Joshua	6	1
Stone, Tyler	6	-
Swansen, Gabe	6	1
Jesske, Will	5	-
Helligso, Hogan	4	2
Stokes, Rhett	3	-
Lewis, Hayden	2	2
Cymbalista, Colin	1	-

REACHED BASE STREAKS

Player	Longest	Current
Brumbaugh, Cayden	19	-
Silva, Riley	16	16
Bolin, Robby	16	-
Frost, Cael	14	-
Carey, Dylan	12	1
Sanderson, Case	12	-
Overbeek, Joshua	12	3
Buettenback, Max	11	-
Nunez, Devin	11	11
Swansen, Gabe	10	1
Stone, Tyler	8	-
Jesske, Will	5	-
Helligso, Hogan	4	2
Stokes, Rhett	3	-
Cymbalista, Colin	3	-
Lewis, Hayden	2	2
Cotton, Jaron	1	-

Coach	Years	Yrs.	Overall				Conference				NCAA		
			Wins	Losses	Ties	Pct.	Wins	Losses	Ties	Pct.	Wins	Losses	Pct.
John Sanders	1978-97	20	767	453	1	.629	239	221	0	.520	4	6	.400
Tony Sharpe	1947-77	31	399	389	4	.506	240	260	0	.480	1*	4*	.250
Mike Anderson	2003-11	9	337	196	2	.632	125	116	1	.519	12	10	.546
Darin Erstad	2012-19	8	267	193	1	.582	111	77	1	.590	2	8	.200
Dave Van Horn	1998-02	5	214	92	0	.699	83	50	0	.624	15	9	.625
Will Bolt	2020-Present	6	170	126	1	.574	87	58	0	.600	5	6	.455
W.W. Knight	1933-41	9	38	92	0	.292	24	61	0	.282	-	-	-
John Rhodes	1929-30	2	21	12	1	.630	17	10	0	.630	-	-	-
Paul Schissler	1919-21	3	20	14	0	.589	-	-	-	-	-	-	-
W.G. Kline	1924-25	2	18	15	0	.545	-	-	-	-	-	-	-
Geo P. Shidler	1902	1	17	8	0	.680	-	-	-	-	-	-	-
Billy Fox	1908-09	2	16	26	2	.386	-	-	-	-	-	-	-
Owen Frank	1922	1	12	4	0	.750	-	-	-	-	-	-	-
J.H. Bell	1904	1	10	3	0	.769	-	-	-	-	-	-	-
Frank Smagacz	1946	1	9	7	0	.563	9	5	0	.643	-	-	-
Mike Henderson	1901	1	9	11	0	.450	-	-	-	-	-	-	-
E.N. Robinson	1897	1	8	5	1	.607	-	-	-	-	-	-	-
F.B. Ryons	1898	1	6	4	0	.600	-	-	-	-	-	-	-
Ducky Holmes	1907	1	5	11	1	.324	-	-	-	-	-	-	-
S.S. Eager	1906	1	5	12	1	.306	-	-	-	-	-	-	-
Scotty Dye	1923	1/2	4	4	0	.500	-	-	-	-	-	-	-
C.D. Chandler	1889-91	3	4	5	0	.444	-	-	-	-	-	-	-
Charles Stroman	1892-93	2	3	2	1	.583	-	-	-	-	-	-	-
A.J. Lewandowski	1942	1	3	11	0	.214	3	6	0	.333	-	-	-
W.H. Browne	1931	1	2	10	0	.167	2	8	0	.200	-	-	-
Earl Carr	1923	1/2	2	8	0	.200	-	-	-	-	-	-	-

* - NCAA District Playoffs that took place before NCAA Regional format began in 1954, but are not considered NCAA Tournament appearances according to the 2018 NCAA Record Book.

Head Coach Info. not available (Five Years): 1899, 1900, 1905, 1910, 1912

No Team (18 Years): 1894-96, 1903, 1911, 1913-18, 1926-28, 1932, 1943-45

Year	Overall Record				Conference Record					NCAA			Year	Overall Record				Conference Record					NCAA		
	W	L	T	Pct.	W	L	T	Pct.	Place	W	L	Pct		W	L	T	Pct.	W	L	T	Pct.	Place	W	L	Pct
1889	1	2	0	.333	-	-	-	-	-	-	-	-	1980	49	15	0	.765	16	4	0	.800	1st (East)	2	2	.500
1890	2	3	0	.400	-	-	-	-	-	-	-	-	1981	42	22	0	.656	11	11	0	.500	4th	-	-	-
1891	1	0	0	1.000	-	-	-	-	-	-	-	-	1982	44	13	0	.772	15	5	0	.750	2nd	-	-	-
1892	0	2	1	.167	-	-	-	-	-	-	-	-	1983	44	15	0	.745	8	10	0	.444	5th	-	-	-
1893	3	0	0	1.000	-	-	-	-	-	-	-	-	1984	46	20	0	.697	15	6	0	.714	3rd	-	-	-
1897	8	5	1	.607	-	-	-	-	-	-	-	-	1985	45	24	0	.652	16	6	0	.727	3rd	1	2	.333
1898	6	4	0	.600	-	-	-	-	-	-	-	-	1986	35	25	0	.583	14	9	0	.609	3rd	-	-	-
1899	8	4	0	.667	-	-	-	-	-	-	-	-	1987	36	21	0	.631	12	8	0	.600	3rd	-	-	-
1900	8	12	0	.400	-	-	-	-	-	-	-	-	1988	48	23	0	.676	12	12	0	.500	4th	-	-	-
1901	9	11	0	.450	-	-	-	-	-	-	-	-	1989	27	31	0	.465	8	16	0	.333	7th	-	-	-
1902	17	8	0	.680	-	-	-	-	-	-	-	-	1990	42	26	0	.618	12	12	0	.500	3rd	-	-	-
1904	10	3	0	.769	-	-	-	-	-	-	-	-	1991	37	22	0	.627	10	14	0	.417	6th	-	-	-
1905	5	16	1	.260	-	-	-	-	-	-	-	-	1992	31	25	0	.554	11	13	0	.458	5th	-	-	-
1906	5	12	1	.306	-	-	-	-	-	-	-	-	1993	35	23	0	.603	16	12	0	.571	4th	-	-	-
1907	5	11	1	.323	-	-	-	-	-	-	-	-	1994	32	28	0	.533	14	16	0	.467	5th	-	-	-
1908	4	12	2	.277	-	-	-	-	-	-	-	-	1995	35	23	0	.603	13	14	0	.481	4th	-	-	-
1909	12	14	0	.461	-	-	-	-	-	-	-	-	1996	27	27	1	.500	8	17	0	.320	7th	-	-	-
1910	7	7	1	.500	-	-	-	-	-	-	-	-	1997	27	35	0	.435	7	23	0	.233	10th	-	-	-
1912	3	0	0	1.000	-	-	-	-	-	-	-	-	1998	24	20	0	.545	10	13	0	.435	7th	-	-	-
1919	5	3	0	.625	-	-	-	-	-	-	-	-	1999	42	18	0	.700	16	9	0	.640	5th (1st)	1	2	.333
1920	7	6	0	.538	-	-	-	-	-	-	-	-	2000	51	17	0	.750	21	9	0	.700	2nd (1st)	4	2	.667
1921	8	5	0	.615	-	-	-	-	-	-	-	-	2001	50	16	0	.758	20	8	0	.714	1st (1st)	5	2	.714
1922	12	4	0	.750	-	-	-	-	-	-	-	-	2002	47	21	0	.691	16	11	0	.593	2nd (2nd)	5	3	.625
1923	6	12	0	.333	-	-	-	-	-	-	-	-	2003	47	18	0	.723	20	7	0	.741	1st (3rd)	3	2	.600
1924	10	8	0	.555	-	-	-	-	-	-	-	-	2004	36	23	0	.610	11	16	0	.407	8th (5th)	-	-	-
1925	8	7	0	.533	-	-	-	-	-	-	-	-	2005	57	15	0	.791	19	8	0	.704	1st (1st)	6	2	.750
1929	12	5	1	.694	10	5	0	.666	1st	-	-	-	2006	42	17	0	.712	17	10	0	.630	3rd (2nd)	0	2	.000
1930	9	7	0	.563	7	5	0	.583	3rd	-	-	-	2007	32	27	0	.524	14	13	0	.519	4th (5th)	2	2	.500
1931	2	10	0	.167	2	8	0	.200	6th	-	-	-	2008	41	16	1	.716	17	9	1	.648	3rd (5th)	1	2	.333
1933	3	1	0	.750	-	-	-	-	-	-	-	-	2009	25	28	1	.472	8	19	0	.296	10th	-	-	-
1934	5	9	0	.357	2	8	0	.200	-	-	-	-	2010	27	27	0	.500	10	17	0	.370	9th	-	-	-
1935	4	12	0	.250	2	7	0	.222	5th	-	-	-	2011	30	25	0	.545	9	17	0	.346	9th	-	-	-
1936	3	11	0	.214	2	9	0	.181	5th	-	-	-	2012	35	23	0	.603	14	10	0	.583	4th (5th)	-	-	-
1937	5	12	0	.294	4	9	0	.308	4th	-	-	-	2013	29	30	0	.492	15	9	0	.625	2nd (2nd)	-	-	-
1938	7	8	0	.466	5	5	0	.500	4th	-	-	-	2014	41	21	0	.661	18	6	0	.750	2nd (2nd)	1	2	.333
1939	5	13	0	.385	4	6	0	.400	3rd	-	-	-	2015	34	23	0	.596	9	14	0	.391	8th (8th)	-	-	-
1940	4	12	0	.250	3	9	0	.250	5th	-	-	-	2016	37	22	0	.627	16	8	0	.667	2nd (8th)	0	2	.000
1941	2	14	0	.125	2	8	0	.200	6th	-	-	-	2017	35	22	1	.612	16	7	1	.688	1st (5th)	0	2	.000
1942	3	11	0	.214	3	6	0	.333	5th	-	-	-	2018	24	28	0	.462	8	14	0	.364	10th	-	-	-
1946	9	7	0	.563	9	5	0	.643	2nd	-	-	-	2019	32	24	0	.571	15	9	0	.625	T-3rd (2nd)	1	2	.333
1947	6	10	0	.375	6	7	0	.462	4th	-	-	-	2020%	7	8	0	.467	-	-	-	-	-	-	-	-
1948	17	7	0	.708	14	3	0	.824	1st	1*	2*	-	2021	34	14	0	.708	31	12	0	.721	1st	3	2	.600
1949	9	13	0	.409	7	10	0	.412	7th	-	-	-	2022	23	30	0	.434	10	14	0	.417	T-8th	-	-	-
1950	16	8	0	.667	11	3	0	.786	1st	0*	2*	-	2023	33	23	1	.588	15	9	0	.625	4th	-	-	-
1951	10	5	0	.667	5	4	0	.556	3rd	-	-	-	2024	40	22	0	.645	16	8	0	.667	2nd	1	2	.333
1952	13	7	0	.650	8	5	0	.615	2nd	-	-	-	2025	33	29	0	.532	15	15	0	.500	T-8th	1	2	.333
1953	13	5	1	.711	10	3	0	.769	2nd	-	-	-	TOTAL	2,398	1,753	18	.577	940	872	2	.519		37	37	.500
1954	10	10	0	.500	4	8	0	.333	6th	-	-	-													
1955	15	5	0	.750	10	4	0	.714	3rd	-	-	-													
1956	12	8	0	.600	8	4	0	.667	2nd	-	-	-													
1957	12	10	0	.545	8	9	0	.471	5th	-	-	-													
1958	17	10	0	.630	12	9	0	.571	5th	-	-	-													
1959	15	8	0	.652	11	4	0	.733	2nd	-	-	-													
1960	10	13	0	.435	6	11	0	.353	7th	-	-	-													
1961	9	14	0	.391	7	11	0	.389	6th	-	-	-													
1962	15	11	0	.577	10	10	0	.500	4th	-	-	-													
1963	8	18	0	.308	5	15	0	.250	6th	-	-	-													
1964	9	18	0	.333	7	14	0	.333	6th	-	-	-													
1965	12	8	0	.600	12	6	0	.667	2nd	-	-	-													
1966	16	9	0	.640	12	8	0	.600	3rd	-	-	-													
1967	8	16	0	.333	7	11	0	.389	6th	-	-	-													
1968	10	15	1	.404	7	13	0	.350	7th	-	-	-													
1969	9	15	0	.375	4	12	0	.250	8th	-	-	-													
1970	15	11	0	.577	11	8	0	.579	3rd	-	-	-													
1971	10	20	0	.333	7	13	0	.350	7th	-	-	-													
1972	12	17	0	.414	8	11	0	.421	7th	-	-	-													
1973	15	14	1	.517	7	11	0	.389	6th	-	-	-													
1974	13	27	0	.388	4	16	0	.200	8th	-	-	-													
1975	13	20	0	.394	7	8	0	.467	5th	-	-	-													
1976	21	24	1	.467	0	2	0	.000	7th	-	-	-													
1977	29	13	0	.690	5	7	0	.417	3rd (East)	-	-	-													
1978	36	20	0	.643	7	7	0	.500	3rd (East)	-	-	-													
1979	49	15	0	.765	14	6	0	.700	2nd (East)	1	2	.333													

BATTING STATISTICS

Year	G	AB	R	H	AVG.	2B	3B	HR	RBI	BB	SO	SB-SBA
1961	23	688	79	154	.224	26	3	2	67	78	78	21--
1962	26	783	116	212	.271	26	8	8	100	76	155	30--
1963	26	662	80	149	.225	14	6	12	71	75	120	23--
1964	Records not available											
1965	20	433	63	113	.261	13	1	6	53	73	106	11--
1966	24	740	117	174	.235	24	7	14	90	59	171	12--
1967	24	742	83	153	.206	19	9	10	66	95	189	11--
1968	26	791	89	182	.231	33	5	5	70	95	204	35--
1969	24	707	86	153	.216	23	5	12	68	89	149	22--
1970	26	816	103	195	.239	24	1	15	88	70	140	31--
1971	30	802	108	181	.226	30	8	12	79	77	120	8--
1972	29	837	106	206	.246	33	3	7	93	69	136	36--
1973	30	834	128	211	.253	32	2	13	109	126	189	21--
1974	40	153	162	296	.257	40	17	19	136	153	247	37--
1975	33	888	132	244	.275	48	10	9	115	121	150	16--
1976	46	1,209	175	300	.248	39	19	21	152	160	292	42--
1977	42	1,139	262	320	.281	54	13	28	215	204	178	47--
1978	56	1,573	384	465	.296	68	37	38	341	305	242	71--
1979	64	1,783	435	530	.297	89	30	36	375	340	271	102--
1980	64	1,899	484	587	.309	102	38	53	406	322	280	103--
1981	64	1,843	420	546	.296	104	34	57	357	274	301	159--
1982	57	1,748	452	561	.321	97	33	59	397	280	215	110-125
1983	59	1,707	451	527	.309	113	31	36	395	360	286	104-125
1984	66	1,900	446	528	.278	90	33	40	405	380	271	196-236
1985	69	2,239	676	758	.339	143	24	93	603	466	286	138-168
1986	60	1,988	461	602	.303	123	19	73	403	303	315	120-154
1987	57	1,895	488	600	.317	94	31	58	432	356	321	48-69
1988	71*	2,175	658	669	.308	133	28	81	575	565	443	137-175
1989	58	1,693	378	447	.264	77	22	38	333	404	395	120-147
1990	68**	2,175	493	659	.303	123	28	76	436	316	431	131-154
1991	59	1,852	404	560	.302	113	25	52	353	290	382	83-114
1992	56	1,726	375	542	.314	92	15	50	333	262	372	64-84
1993	58	1,997	443	630	.315	126	12	64	396	276	375	100-134
1994	60	2,004	351	537	.268	101	14	51	299	268	379	83-114
1995	58	2,132	545	689	.323	144	27	72	478	329	361	70-95
1996	55	1,978	488	634	.321	110	21	44	442	312	361	76-100
1997	62	2,199	491	677	.308	144	16	55	438	332	454	49-70
1998	44	1,487	298	437	.294	100	8	41	266	151	323	34-45
1999	60	2,178	599	737	.338	125	33	77	539	312	323	144-170
2000	68	2,342	560	762	.325	117	12	76	499	349	389	126-162
2001	66	2,356	607	787	.334	134	22	81	547	363	350	124-138
2002	68	2,403	543	756	.315	154	20	74	491	298	362	73-93
2003	65	2,229	484	677	.304	106	15	76	440	271	367	90-130
2004	59	1,977	389	555	.281	112	10	52	355	230	380	64-92
2005	72	2,448	487	739	.302	128	15	67	426	307	405	101-135
2006	59	2,044	376	634	.310	110	14	70	353	211	331	85-118
2007	59	1,984	339	571	.288	100	13	33	306	239	307	63-85
2008	58	1,976	370	545	.276	109	13	38	334	218	336	78-104
2009	54	1,879	351	529	.282	107	15	48	309	197	370	51-72
2010	54	1,877	374	565	.301	104	8	60	346	202	361	39-61
2011	55	1,841	299	497	.270	99	10	30	268	179	394	50-78
2012	58	2,057	413	647	.315	104	12	47	375	184	288	62-81
2013	59	2,075	325	604	.291	89	13	15	293	178	381	56-80
2014	62	2,126	363	623	.293	98	19	19	331	222	305	39-57
2015	57	1,931	274	532	.276	89	13	22	246	196	323	40-58
2016	59	2,037	325	572	.281	102	11	43	292	213	363	62-92
2017	58	2,013	336	565	.281	108	9	25	292	228	433	43-51
2018	52	1,781	337	488	.274	75	10	47	305	255	393	34-42
2019	56	1,896	325	485	.256	77	8	35	294	292	523	53-72
2020#	15	512	102	44	.281	22	2	17	96	65	110	9-17
2021	48	1,637	335	456	.279	75	9	59	296	223	429	65-80
2022	53	1,746	310	441	.253	79	13	51	274	224	464	56-79
2023	57	1,957	430	576	.294	105	13	97	405	251	486	58-73
2024	62	2,107	419	607	.288	128	8	72	384	282	534	95-125
2025	62	2,111	379	581	.275	121	7	62	358	214	484	55-83

*Includes 10 games in Hawaii. **Includes seven games in Hawaii. #Season canceled after 15 games due to COVID-19.

PITCHING STATISTICS

Year	G	GS	CG	IP	H	R	ER	ERA	BB	SO	SHO	SV
1961	25	25	5	176.0	165	98	60	3.07	86	103	2	3
1962	26	26	8	205.0	177	123	78	3.42	98	146	3	3
1963	26	26	7	194.1	192	110	80	3.76	80	188	1	--
1964	Records not available											
1965	20	20	12	143.0	102	57	42	2.64	57	149	4	1
1966	24	24	13	181.1	129	80	55	2.73	98	201	5	--
1967	24	24	2	192.0	167	105	66	3.09	112	154	3	--
1968	26	26	11	207.0	189	111	76	3.30	83	145	1	--
1969	24	24	10	183.2	156	84	55	2.69	80	134	1	--
1970	26	26	7	207.1	193	95	72	3.13	86	124	1	--
1971	30	30	10	222.0	249	145	106	4.28	106	128	2	--
1972	29	29	9	208.0	210	114	80	3.46	103	127	2	--
1973	30	30	10	216.0	178	113	81	3.38	111	166	2	--
1974	40	40	21	302.0	296	162	122	3.64	153	247	7	--
1975	33	33	6	234.0	232	170	126	4.85	134	181	1	--
1976	46	46	15	312.1	294	178	137	3.95	164	255	4	--
1977	42	42	18	289.2	280	152	120	3.75	129	259	8	--
1978	56	56	23	389.0	351	233	169	3.91	240	285	5	7
1979	64	64	26	460.1	385	217	160	3.13	258	399	15	4
1980	64	64	31	466.2	405	232	172	3.32	230	402	13	--
1981	64	64	18	459.2	449	284	199	3.90	268	362	8	--
1982	57	57	15	438.2	405	232	180	3.69	214	318	8	5
1983	59	59	22	440.2	416	223	176	3.59	177	336	4	--
1984	66	66	15	509.2	402	211	174	3.07	269	412	13	8
1985	69	69	24	573.1	608	486	381	5.98	364	412	2	6
1986	60	60	13	489.2	479	352	271	4.98	382	408	4	7
1987	57	57	16	456.1	451	351	289	5.70	343	408	3	12
1988	71*	71*	6	548.2	546	384	323	5.30	350	436	4	5
1989	58	58	16	436.2	452	349	281	5.79	297	304	4	8
1990	68**	68**	10	549.2	559	361	282	4.62	337	418	9	8
1991	59	59	10	549.2	496	313	218	4.11	260	391	2	9
1992	56	56	13	447.0	480	327	251	5.05	265	392	3	9
1993	58	58	15	497.2	539	392	320	5.79	339	386	1	6
1994	60	60	4	519.0	558	364	312	5.41	322	388	2	12
1995	58	58	4	514.1	570	419	366	6.40	309	391	3	7
1996	55	55	6	479.2	573	431	368	6.90	266	345	2	1
1997	62	62	12	534.2	680	467	397	6.68	281	400	4	4
1998	44	44	5	372.1	416	272	236	5.70	160	270	2	7
1999	60	60	7	526.2	642	397	325	5.55	191	438	1	9
2000	68	68	13	598.1	537	259	209	3.14	167	484	9	8
2001	66	66	10	572.0	632	346	280	4.41	187	503	4	15
2002	69	69	9	600.2	572	296	244	3.66	185	478	5	11
2003	65	65	9	574.2	566	292	242	3.79	164	469	5	17
2004	59	59	3	524.0	537	255	219	3.76	165	389	6	12
2005	72	72	7	643.0	530	235	192	2.69	187	538	5	23
2006	59	59	4	526.0	480	230	199	3.40	187	388	5	17
2007	59	59	4	519.0	529	314	265	4.60	233	464	2	19
2008	58	58	7	521.0	498	287	242	4.18	192	491	4	17
2009	54	54	4	483.2	547	379	334	6.22	256	361	1	6
2010	54	54	3	468.1	509	307	268	5.15	226	358	4	7
2011	55	55	0	490.2	498	262	217	3.98	206	389	2	11
2012	58	58	0	517.0	591	300	253	4.40	199	328	2	13
2013	59	59	1	527.0	572	301	274	4.68	207	321	5	15
2014	62	62	4	553.1	549	270	215	3.50	198	356	1	17
2015	57	57	1	511.1	494	203	177	3.12	144	376	3	19
2016	59	59	1	527.2	500	260	228	3.89	233	382	8	16
2017	58	58	1	514.1	523	247	213	3.73	165	386	3	20
2018	52	52	0	455.0	524	333	288	5.70	188	338	1	16
2019	56	56	1	491.0	515	293	252	4.62	168	414	4	17
2020#	15	15	0	130.1	129	95	86	5.94	58	122	1	3
2021	48	48	1	424.2	372	200	180	3.81	165	440	6	12
2022	53	53	3	458.0	459	299	239	4.70	189	437	3	8
2023	57	57	2	494.2	478	301	255	4.64	191	469	3	10
2024	62	62	3	547.1	522	319	280	4.60	177	527	3	20
2025	62	62	0	537.2	543	349	302	5.06	251	489	2	15

*Includes 10 games in Hawaii. **Includes seven games in Hawaii. #Season canceled after 15 games due to COVID-19.





Since its opening in 2002, Hawks Field at Haymarket Park has been one of college baseball's best ballparks. Set on 32 acres one-half mile west of campus near downtown, the complex combines private and public entities, giving the University of Nebraska and the City of Lincoln a one-of-a-kind facility for the Huskers and the Lincoln Saltdogs of the American Association of Independent League Professional Baseball.

On July 30, 1999, the University of Nebraska, the City of Lincoln and NEBCO Inc., announced plans to construct two new stadiums, an 8,500-seat ballpark for the Husker baseball program and the Saltdogs – marking professional baseball's return to the Star City for the first time in 40 years – and a 2,500-seat softball stadium located next door.

Building a complex for the Huskers, as well as the Saltdogs, whose season runs from Memorial Day to Labor Day, required leadership and a forward-thinking vision from all three entities. The \$29.53 million cost was primarily divided between the city, NEBCO and the University with additional sources contributing for the rest of the project.

In March of 2000, Howard and Myrna Hawks guaranteed the University's commitment to the baseball/softball project, enabling Nebraska to move forward on the complex on schedule. An avid supporter of the Husker baseball program, Myrna Hawks never had the opportunity to see the finished product, as she passed away on Jan. 24, 2001. In her honor, the playing surface was named Hawks Field in February of 2002 and was formally dedicated on April 28, 2002, before a doubleheader against Kansas.

"She was a baseball fanatic," Howard Hawks said of his wife of 45 years. "She went to baseball games before we were married, but I know that after we were married, she never went to a game where she didn't keep score.

"She felt you didn't really know what had happened if you didn't know how this guy hit last time, and how they pitched to him, so she kept track of all those things."

The DLR Group was hired to be the principal designer of the ballparks, as well as the plaza between the two fields, and to create a design unique for Lincoln. Early on, one of the goals of the project was to enhance the experience for the fans who attend games at the new park. According to the DLR Group, the intimate atmosphere at Haymarket Park was intentional.

"One of the primary concepts driving this whole facility was to create a 'park within a park,' which meant the fans would be able to view the action from anywhere in the park," said Pat Phelan, principal project manager of the DLR Group in Omaha.

"There's an open concourse, so when fans are waiting in line for concessions or restrooms, they can still see the field from there. There's also a bermed seating area around the outside of the park, so you can literally walk around the perimeter of the diamond while viewing the action, but you're still within the confines of the stadium."

In the months leading up to the start of construction in April of 2000, former Nebraska Baseball Coach Dave Van Horn and Saltdogs President Charlie Meyer toured many of the top minor league

facilities in the country, looking for ideas that could be implemented in the new ballpark.

The influences of parks such as the Bricktown Ballpark in Oklahoma City, Victory Field in Indianapolis and Franklin Covey Field in Salt Lake City, are evident throughout the structure. The exterior is a red-brick facade, while the spacious concourse level is highlighted by exposed ironwork. The playing surface is nestled in a bowl, allowing berm seating along both lines and throughout the outfield and a raised batter's eye consisting of pine trees in center field. The features make Haymarket Park a first-class facility. The ballpark's setting also allowed the designers to use Memorial Stadium and downtown Lincoln to provide a picturesque backdrop in the outfield. There is also a pedestrian connector that allows fans to make the walk from downtown Lincoln to the center field entrance of Haymarket Park.

The park features many fan-friendly amenities, including 4,419 chair-back seats on two levels in the main seating bowl, 16 suites, a towering video board/scoreboard in right center field, the Buck Beltzer Playground for kids down the right field line and numerous restrooms and concession stands. In 2009, the facility added seating in right field, as the Husker Home Run Terrace bringing more fans closer to the action.

In the Fall of 2016, D1Baseball.com ranked Hawks Field as the No. 11 college baseball park in the nation. In November of 2007, Hawks Field was named Baseball Field of the Year Award in the College/University division by the Sports Turf Managers Association (STMA) for the second time. The field earned its first honor in 2003, and was the first college park in the nation to win the award twice.

In the fall of 2008, the field was completely resurfaced while the underground drainage system was improved, making the field more playable during the early spring months.

The ballpark is more than a playing field for the Huskers. It includes medical and laundry facilities, coaches' offices and a 1,400-square foot locker room and adjacent clubhouse, giving the Husker program one of the best baseball setups in the country. The clubhouse was completely renovated in January of 2010, with a new entryway, remodeled player lockers, new locker chairs, electronic reclining theater seating, a team dining area, two 25-inch touch-screen monitors, a new video messaging system and a gaming area.

In the fall of 2011, construction was completed on the \$4.75 million Alex Gordon Training Complex, an indoor practice facility to the north of Hawks Field. The 22,000-square foot building features a large practice area, along with restrooms and storage facilities. The space is lined with netting, allowing for the entire area to be used for live batting practice and game simulation.

Prior to the start of the 2020 season, a new 30 x 60-foot LED videoboard was installed that is nearly doubled the size of the one used since 2012.

The Huskers have enjoyed their home, posting a 370-140-1 (.725) record at Hawks Field over the past 19 years, including a school-record 33-4 mark in 2005. The Huskers have won 20 or more home games nine times.

FACILITY TIMELINE

- **July 30, 1999** - NEBCO Inc., Lincoln Mayor Don Wesley and NU officials announce plans for a baseball/softball complex located near Sixth and Charleston streets.
- **Aug. 10, 1999** - Lincoln City Council approves the stadium project.
- **April 1, 2000** - The University of Nebraska Regents unanimously approve NU's funding portion for Hawks Field at Haymarket Park.
- **April 12, 2000** - Ground is broken on Hawks Field at Haymarket Park.
- **April 20, 2001** - Sod is laid down inside the park for the first time.
- **June 1, 2001** - The Lincoln Saltdogs defeat Sioux City, 7-6, in front of a crowd of 6,827 in the first game at Haymarket Park.
- **Aug. 10, 2001** - The Husker baseball program moves its offices to Haymarket Park.
- **Feb. 23, 2002** - The University of Nebraska Board of Regents approve the naming of the playing surface after Myrna Hawks, a long-time supporter of the NU baseball program.
- **March 5, 2002** - The NU baseball team makes its Hawks Field debut against Nebraska-Kearney, a 23-1 Husker victory.
- **April 28, 2002** - Hawks Field at Haymarket Park dedication ceremonies held before the start of Nebraska's doubleheader with Kansas.
- **May 26, 2002** - The pedestrian walkway from downtown Lincoln to Haymarket Park is completed, giving fans easy access from the historic Haymarket District in Downtown Lincoln.
- **Jan. 11, 2010** - Renovations completed on the Nebraska baseball clubhouse. Facility includes theater seating, updated wooden lockers and a marble entranceway, making the facility one of the best in the country.
- **October 2010** - Construction begins on the indoor practice facility.
- **October 2011** - Construction is completed on the indoor practice facility.
- **March 23, 2012** - Nebraska hosts Illinois for its first-ever Big Ten Conference game.
- **April 16, 2013** - Nebraska pitched the fourth combined no-hitter in program history, as Kyle Kubat, Tyler Niederklein and Dylan Vogt teamed up to no-hit Arkansas in the Huskers' 3-0 win against the Razorbacks at Hawks Field.
- **April 21, 2015** - Nebraska wins 10-4 over Kansas State for the program's 300th win at Hawks Field.
- **March 28, 2023** - Nebraska wins 4-1 against North Dakota State for the program's 400th all-time win at Hawks Field.
- **May 1, 2024** - Junior Jackson Brockett tossed the sixth individual no-hitter in Nebraska baseball history, and the first nine-inning no-hitter since 1954, in Nebraska's 8-0 win against Kansas State at Hawks Field.



Myrna and Howard Hawks were long-time supporters of the Husker baseball program and were instrumental in getting Haymarket Park built. The field is named after Myrna, who passed away on Jan. 24, 2001.

FACILITY QUICK FACTS

Groundbreaking	April 12, 2000
Opened.....	June 1, 2001
Dedication	April 28, 2002
Architect.....	Stan Meredith, DLR Group
Cost.....	\$29.53 million
Capacity	8,486
Chair-back Seats	4,419
Suites.....	16 (16 seats per suite)
Parking Stalls.....	2,000
Dimensions	335 (LL); 403 (LC); 395 (CF); 400 (RC); 325 (RL)
Surface.....	Kentucky Bluegrass
Batter's Eye	Black Hills Spruce Pine Trees
Scoreboard	30' x 60' LED Display
Concessions.....	The Wind-up (Main Concourse)
.....	Husker Grill (Third Base Line, Sec. 109)
.....	'Dogs Dugout (First Base Line, Sec. 112)
.....	Fielder's Choice (Center Field Concourse)
Restrooms.....	6 (Sec. 105, 108, 110; Left Field, Center Field, Club Level)
Press Box Size.....	2,100 square feet
Radio/TV Booths.....	4

YEARLY HOME RECORD

2002.....	29-5	(.853)
2003.....	29-7	(.806)
2004.....	19-8	(.678)
2005.....	33-4	(.892)
2006.....	20-7	(.741)
2007.....	14-10	(.583)
2008.....	29-5-1	(.843)
2009.....	16-14	(.533)
2010.....	19-7	(.731)
2011.....	21-11	(.656)
2012.....	20-10	(.667)
2013.....	12-7	(.632)
2014.....	19-8	(.704)
2015.....	21-6	(.778)
2016.....	21-6	(.778)
2017.....	17-6	(.739)
2018.....	13-12	(.520)
2019.....	13-6	(.684)
2020 (shortened season due to COVID-19).....	5-1	(.833)
2021.....	10-5	(.667)
2022.....	13-13	(.500)
2023.....	15-7	(.682)
2024.....	18-8	(.692)
2025.....	14-10	(.583)
Total	440-183-1	(.706)



TOP SINGLE-GAME CROWDS AT HAWKS FIELD

No.	Attendance	Date	Opponent
1.	8,757	April 14, 2006	Texas A&M
2.	8,711	June 5, 2011	Miami
3.	8,708	May 9, 2008	Texas A&M
4.	8,697	April 19, 2008	Kansas
5.	8,662	June 4, 2005	Creighton
6.	8,656	April 21, 2007	Texas
7.	8,646	May 31, 2008	UC Irvine
8.	8,613	May 21, 2006	Oklahoma
9.	8,569	June 9, 2002	Richmond
10.	8,485	April 8, 2005	Texas
11.	8,481	June 8, 2002	Richmond
12.	8,474	June 7, 2002	Richmond
13.	8,419	April 20, 2007	Texas
14.	8,415	April 15, 2006	Texas A&M
15.	8,310	May 20, 2006	Oklahoma
16.	8,308	June 10, 2005	Miami
17.	8,304	June 5, 2005	Creighton
18.	8,252	May 19, 2006	Oklahoma
19.	8,193	April 20, 2003	Texas
20.	8,163	April 9, 2005	Texas
21.	8,063	June 2, 2006	Manhattan
22.	7,669	June 3, 2005	UIC
23.	7,653	May 11, 2008	Texas A&M
24.	7,650	May 29, 2021	7,650
25.	7,456	June 1, 2003	SW Missouri State
26.	7,416	April 15, 2017	Iowa
27.	7,319	March 31, 2015	Creighton
28.	7,318	April 13, 2006	Texas A&M
29.	7,278	March 29, 2005	Creighton
30.	7,144	June 3, 2006	San Francisco
31.	7,127	April 27, 2024	Iowa
32.	6,979	April 5, 2008	Texas Tech
33.	6,919	June 2, 2002	SW Missouri State
34.	6,891	June 1, 2002	Marist
35.	6,888	May 17, 2019	Michigan
36.	6,879	April 18, 2003	Texas
	6,879	April 18, 2006	Creighton
38.	6,841	April 17, 2007	Creighton
39.	6,786	May 11, 2024	Indiana
40.	6,785	May 3, 2025	Minnesota
41.	6,712	April 29, 2023	Minnesota
42.	6,695	April 9, 2017	Maryland
43.	6,653	May 22, 2005	Kansas State
44.	6,615	April 8, 2017	Maryland
45.	6,596	April 2, 2005	Oklahoma State
46.	6,593	May 20, 2005	Kansas State
	6,593	April 4, 2008	Texas Tech
48.	6,581	May 31, 2003	SW Missouri State
49.	6,573	May 10, 2024	Indiana
50.	6,561	March 26, 2022	Michigan

THREE-GAME CONFERENCE SERIES

No.	Attendance	Date	Opponent
1.	25,175	May 19-21, 2006	Oklahoma
2.	24,490	April 13-15, 2006	Texas A&M
3.	22,595	April 8-10, 2005	Texas
4.	21,898	April 20-22, 2007	Texas
5.	19,705	April 7-9, 2017	Maryland
6.	19,552	May 10-12, 2024	Indiana
7.	19,302	May 20-22, 2005	Kansas State
8.	18,931	April 14-16, 2017	Iowa
9.	18,358	May 16-18, 2003	Baylor
10.	18,320	April 4-6, 2008	Texas Tech
11.	18,316	May 6-8, 2015	Missouri
12.	18,271	April 26-28, 2024	Iowa
13.	18,171	April 18-20, 2008	Kansas
14.	18,144	April 1-3, 2005	Oklahoma State
15.	17,718	May 12-14, 2023	Penn State
16.	17,680	May 9-11, 2025	Michigan
17.	17,543	May 2-4, 2025	Minnesota
18.	17,317	April 28-30, 2023	Minnesota
19.	16,979	April 20-22, 2012	Purdue
20.	16,745	March 25-27, 2022	Michigan
21.	16,612	April 19-21, 2024	Maryland
22.	16,495	May 19-21, 2022	Michigan State
23.	16,417	April 11-13, 2003	Missouri
24.	16,361	May 9-11, 2008	Texas A&M
25.	16,293	April 5-7, 2024	Ohio State

NON-CONFERENCE SERIES (3 DATES)

No.	Attendance	Date	Opponent
1.	25,524*	June 7-9, 2022	Richmond
2.	17,083	March 13-15, 2015	FGCU
3.	17,019**	June 10-11, 2005	Miami
4.	16,267	March 28-30, 2025	Oregon State
5.	16,153	May 10-12, 2019	Arizona State
6.	15,480	March 18-20, 2022	Texas A&M-CC
7.	14,885	March 10-12, 2006	Alabama
8.	14,866	March 27-29, 2015	Texas
9.	14,669	April 26-28, 2018	Nevada
10.	14,653	March 17-19, 2017	College of Charleston
11.	14,606	April 14-16, 2022	BYU
12.	14,192	March 8-10, 2024	South Alabama
13.	13,290	May 17-19, 2002	Louisiana Tech
14.	13,112	March 15-17, 2024	Nicholls
15.	12,242	March 10-12, 2017	Western Carolina

* - Three-game series in Lincoln Super Regional

** - Two games of Lincoln Super Regional

Abilene Christian.....	0-2	Fresno State.....	9-10	Nebraska Wesleyan.....	12-3	Southern Illinois.....	3-1
Air Force Academy.....	6-0	Friends.....	4-0	Nevada.....	5-2	Southern Miss.....	0-1
Alabama.....	5-1	George Washington.....	2-0	New Mexico.....	21-8	Southern Utah.....	6-0
Ames College.....	14-12-1	Georgia Tech.....	0-1	New Mexico State.....	9-3	Southwest Minnesota.....	1-0
Arizona.....	2-5	Gonzaga.....	1-4	Niagara.....	1-0	Southwest Missouri State.....	4-4
Arizona State.....	6-9	Grand Canyon.....	3-2	Nicholls State.....	8-2	Stanford.....	2-6
Arkansas.....	12-12	Grinnell.....	5-2	Nittaieai (exh.).....	1-1	Stetson.....	2-0
Arkansas State.....	1-0	Hardin-Simmons.....	3-3	NJIT.....	1-0	Still College.....	1-0
Augustana (S.D.).....	10-0	Haskell.....	9-2	North Carolina.....	1-0	Tabor.....	1-0
Austin College.....	4-0	Hastings College.....	5-2	North Carolina State.....	1-0	Tarkio College.....	6-0
Baker University.....	0-0-1	Hawaii.....	9-15	North Dakota.....	7-0	Texas.....	31-31
Baylor.....	31-37-1	Hawaii-Hilo.....	8-2	North Dakota State.....	8-1	Texas A&M.....	22-28
Bellevue College.....	3-0	Hawaii-Pacific.....	6-3	North Texas State.....	2-0	Texas A&M-Corpus Christi.....	5-2
Beloit.....	0-2	Highland Park.....	3-5	Northeastern.....	1-0	Texas-Arlington.....	3-2
Benedictine.....	4-0	Holy Cross.....	1-1	Northeastern Illinois.....	1-0	Texas Christian.....	0-7
Binghamton.....	1-0	Houston.....	27-31-1	Northern Colorado.....	50-7	Texas-El Paso.....	1-0
Boston College.....	3-0	Houston Baptist.....	3-1	Northern Illinois.....	2-0	Texas Lutheran.....	1-3
Bowling Green.....	1-0	Illinois.....	15-16	Northern Iowa.....	23-3	Texas-Pan American.....	4-0
Bradley.....	1-2	Illinois State.....	6-0	Northwest Louisiana.....	0-2	Texas-San Antonio.....	4-1
Briar Cliff.....	4-0	Illinois-Chicago.....	1-0	Northwest Missouri State.....	21-2	Texas State.....	2-2
Brigham Young.....	6-6	Indiana.....	20-15-1	Northwestern.....	22-13	Texas Tech.....	32-22
Buena Vista.....	9-1	Indiana State.....	4-0	Northwestern (Iowa).....	2-0	Texas Wesleyan.....	0-2
Butler.....	1-0	Iowa.....	26-29	Northwestern State (La.).....	5-2	The Citadel.....	1-3
Cal Poly.....	12-2	Iowa State.....	108-101	Notre Dame.....	3-11	Tokai-Japan (exh.).....	1-1
Cal Poly-Pomona.....	1-1	Jacksonville State.....	1-0	Offutt AFB.....	1-0	Toledo.....	2-1
Cal State Bakersfield.....	2-5	James Millikin.....	1-2	Ohio State.....	22-15	Tulane.....	1-2
Cal State Fullerton.....	1-9	Jamestown.....	1-0	Oklahoma.....	102-149-2	Tulsa.....	16-5
Cal State Northridge.....	6-4	Kansas.....	150-104-2	Oklahoma A&M.....	7-10	UC Irvine.....	4-5
California.....	4-6	Kansas State.....	175-119	Oklahoma City.....	3-1	UC Riverside.....	10-5
Cedar Rapids.....	0-1	Kent State.....	1-0	Oklahoma State.....	70-114	UCLA.....	3-9
Centenary.....	4-1	Kentucky.....	1-0	Ole Miss.....	0-1	Ulysses.....	0-2
Central Michigan.....	2-0	Knox College.....	2-3	Omaha.....	64-15	UNLV.....	10-18
Central Missouri.....	2-0	Lake Forest.....	1-0	Omaha League.....	1-16	Upper Iowa.....	0-1
Chaminade.....	4-0	Lamar.....	1-8	Omaha Originals.....	2-0	Utah.....	7-3
Charleston Southern.....	1-0	Lewis-Clark State.....	2-2	Omaha YMCA.....	1-0	Vanderbilt.....	2-0
Chicago University.....	0-1-1	Liberty Baptist.....	1-0	Oral Roberts.....	17-21	Wabash.....	0-1
Chicago State.....	3-0	Lincoln Giants.....	0-1	Oregon.....	1-0	Wahoo.....	2-0
Christian Bible.....	0-0-1	Lincoln League.....	1-10-1	Oregon State.....	3-11	Wake Forest.....	1-1
Cincinnati.....	1-0	Long Beach State.....	3-4	Pacific.....	1-0	Washburn.....	9-1
Clemson.....	1-1	Louisiana.....	7-5-1	Park College.....	1-0	Washington.....	7-5
Coastal Carolina.....	0-2	Louisiana-Monroe.....	1-0	Penn State.....	19-2	Washington (Mo.).....	3-6
College of Charleston.....	7-2	Louisiana State.....	0-2	Pepperdine.....	4-2	Washington State.....	4-2
Colorado.....	42-30	Louisiana Tech.....	13-6-1	Peru State.....	14-0	Wayne State (Neb.).....	39-2
Colorado State.....	14-2	Louisville.....	4-2	Portland State.....	1-2	West Virginia.....	1-1
Columbia.....	3-1	Loyola Marymount.....	6-3	Purdue.....	22-12	Western Carolina.....	1-3
Concordia (Neb.).....	6-3	Lubbock Christian.....	3-0	Regis.....	1-0	Western Illinois.....	25-0
Connecticut.....	1-2	Luther College.....	6-5	Rice.....	11-17	Wichita State.....	29-26
Cornell.....	3-1	Manhattan (Kan.).....	2-0	Richmond.....	3-1	William Jewell College.....	2-0
Cotner College.....	3-1	Manhattan (N.Y.).....	0-1	Rutgers.....	15-12	Wisconsin.....	0-1
Council Bluffs.....	0-1	Mankato State.....	2-2	St. Cloud State.....	12-5	Wright State.....	1-0
Creighton.....	87-64-2	Marist.....	1-0	St. John's.....	8-1	Wymore.....	1-0
Dallas.....	3-0	Maryland.....	11-13	St. Louis.....	1-2	Wyoming.....	13-4
Dallas Baptist.....	1-1	McLennan College.....	2-0	St. Mary's (Calif.).....	0-2	Yale.....	0-1
Dallas University.....	2-0	McNeese State.....	3-0	St. Mary's (Kan.).....	2-4	York College.....	4-0
Dana.....	13-1	Meji-Japan.....	1-0	St. Mary's (Texas).....	0-1		
Dartmouth.....	2-0	Miami (Fla.).....	2-0	St. Thomas.....	1-2		
David City.....	1-0	Miami (Ohio).....	1-0	Sam Houston.....	3-9		
Delaware.....	1-0	Michigan.....	21-17	San Diego.....	2-5-1		
Denver.....	0-1	Michigan State.....	21-11	San Diego State.....	5-8		
DePaul.....	0-1	Michigan Tech.....	0-1	San Francisco.....	0-1		
Des Moines.....	1-0	Milwaukee.....	17-1	San Jose State.....	0-1		
Doane College.....	5-0	Minnesota.....	41-34-1	Santa Clara.....	0-3		
Drake.....	10-4	Mississippi State.....	0-2	Seton Hall.....	4-0		
Eastern Kentucky.....	0-1	Missouri.....	111-143	Simpson College.....	1-0		
Eastern Illinois.....	1-0	Missouri State.....	5-3	SIU-Edwardsville.....	1-0		
Eastern Michigan.....	4-0	Missouri Valley.....	1-1	Sioux Falls College.....	2-0		
Elon.....	1-0	Missouri Wesleyan.....	1-0	SMU.....	3-4		
Emporia State.....	0-1	Missouri Western.....	21-1	South Alabama.....	5-1		
Evansville.....	2-2	Monmouth.....	1-1	South Bend.....	0-1		
Florida.....	0-3	Morningside.....	15-3	South Carolina.....	0-1		
Florida Atlantic.....	1-0	Mount Marty.....	2-0	South Dakota.....	18-1		
Florida Gulf Coast.....	3-0	Navy.....	1-0	South Dakota State.....	18-4		
Florida State.....	0-1	Nebraska City Argosies.....	0-1	Southeast Missouri State.....	3-0		
Fort Hays State.....	9-1	Nebraska Indians.....	4-3	Southern California.....	3-4		
Fort Riley.....	0-2	Nebraska-Kearney.....	47-1	Southern Colorado.....	0-1		

1889 (1-2)
 Doane College..... W, 23-6
 Ulysses..... L, 7-9
 Ulysses..... L, 4-5

1890 (2-3)
 Doane College..... W, 22-14
 Hastings..... L, 1-10
 Hastings..... L, 7-14
 Wesleyan..... W, 8-1
 Lincoln Giants..... L, 4-7

1891 (1-0)
 Wesleyan..... W, 19-15

1892 (0-2-1)
 Lincoln League..... L, 8-11
 Baker..... T, 5-5
 Kansas..... L, 4-5

1893 (3-0)
 Wesleyan..... W, 20-0
 Peru Normal..... W, 18-2
 Omaha YMCA..... W, 11-1

1894-96 (No Team)

1897 (8-5-1)
 Nebraska-Omaha..... W, 10-9
 Omaha Originals..... W, 9-4
 Council Bluffs..... L, 9-10
 David City..... W, 5-0
 Kansas..... W, 10-4
 Kansas..... W, 9-5
 at Drake..... W, 15-0
 at Iowa..... W, 14-7
 at Notre Dame..... L, 5-6
 at Northwestern..... L, 5-9
 at Illinois..... L, 9-14
 at Chicago..... T, 2-2
 Nebraska-Omaha..... L, 6-9
 Wahoo..... W, 16-0

1898 (6-4)
 Omaha League..... L, 9-13
 Wahoo..... W, 16-1
 Missouri State..... W, 14-2
 Washburn..... W, 11-10
 Wymore..... W, 8-6
 Kansas..... W, 8-4
 Kansas State..... W, 33-3
 St. Mary's, Kan..... L, 6-7
 Kansas..... L, 9-13
 Missouri State..... L, 6-7

1899 (8-4)
 at Kansas State..... W, 10-1
 at St. Mary's, Kan..... W, 2-1
 at Washburn..... W, 13-6
 at Kansas..... W, 8-4
 at Kansas..... L, 7-12
 at Missouri State..... L, 5-7
 at Indiana..... L, 4-5
 at Purdue..... W, 13-1
 at Notre Dame..... L, 6-16
 at Iowa State..... W, 5-1
 Omaha Originals..... W, 8-7
 Nebraska Indians..... W, 20-5

1900 (8-12)
 Omaha League..... L, 6-9
 Omaha League..... L, 2-5
 Omaha League..... L, 4-5
 Omaha League..... L, 10-13
 Nebraska Indians..... L, 10-11
 Highland Park..... L, 3-13

at Cornell..... W, 13-1
 at Lake Forest..... W, 11-8
 at Notre Dame..... L, 7-12
 at Purdue..... L, 1-7
 at DePaul..... L, 3-13
 at Indiana..... W, 7-6
 at Missouri State..... W, 20-3
 at Missouri Wesleyan..... W, 18-13
 at Kansas..... L, 1-8
 at Washburn..... L, 5-6
 at St. Mary's, Kan..... L, 5-6
 at Missouri State..... W, 10-8
 at Washburn..... W, 11-10
 Des Moines..... W, 5-3

1901 (9-11)
 4/10 Omaha League..... L, 1-5
 4/19 Missouri..... W, 16-1
 4/20 Missouri..... W, 9-3
 4/22 at Omaha League..... L, 1-10
 4/23 at Omaha League..... L, 1-15
 4/26 Kansas..... W, 17-14
 5/1 Omaha League..... L, 5-19
 5/4 at Still College..... W, 16-6
 5/6 at Simpson..... W, 5-4
 5/7 at Iowa..... W, 5-2
 5/8 at Notre Dame..... L, 12-16
 5/9 at South Bend..... L, 6-10
 5/10 at Indiana..... L, 4-5
 5/11 at Purdue..... L, 4-9
 5/13 at Missouri..... W, 14-3
 5/14 at Missouri..... W, 16-10
 5/15 at William Jewell..... W, 15-6
 5/22 Highland Park..... L, 3-5
 6/1 Minnesota..... L, 3-5
 6/2 Nebraska City..... L, 2-3

1902 (17-8)
 4/7 Omaha League..... L, 3-11
 4/8 Omaha League..... L, 4-9
 4/9 Omaha League..... L, 2-9
 4/16 at Omaha League..... L, 1-2
 4/17 at Omaha League..... L, 2-5
 4/19 Nebraska Indians..... W, 13-5
 4/23 at Cedar Rapids..... L, 4-14
 4/24 at Luther College..... W, 5-0
 4/26 at Minnesota..... W, 4-0
 5/1 Kansas..... W, 25-8
 5/2 Kansas..... W, 15-14
 5/3 at Highland Park..... W, 6-0
 5/6 at Iowa..... W, 7-2
 5/7 at Knox College..... W, 10-0
 5/8 at Northwestern..... L, 3-11
 5/9 at Notre Dame..... L, 0-2
 5/10 at Purdue..... W, 8-5
 5/12 at Missouri..... W, 5-1
 5/14 at Kansas..... W, 5-1
 5/15 at Kansas..... W, 6-0
 5/16 at Washburn..... W, 13-3
 5/17 at St. Mary's, Kan..... W, 7-2
 5/17 at Manhattan..... W, 15-6
 5/24 at Creighton..... W, 9-3
 5/29 Drake..... W, 10-6

1903 (No Team)

1904 (10-3)
 Omaha League..... W, 17-4
 Omaha League..... L, 6-10
 Nebraska Indians..... W, 10-7
 Nebraska Indians..... W, 10-5
 at Luther College..... L, 9-10
 at Minnesota..... W, 10-1
 at Chicago..... L, 1-3
 at Notre Dame..... W, 4-3
 at Knox College..... W, 10-2
 at Grinnell..... W, 6-4
 at Highland Park..... W, 13-8
 at Creighton..... W, 12-0
 South Dakota..... W, 19-2

1905 (5-16-1)
 Lincoln League..... L, 1-2
 at Manhattan..... W, 10-0
 at Kansas..... L, 3-4
 at Kansas..... T, 5-5
 at Fort Riley..... L, 2-11
 Lincoln League..... L, 0-6
 Lincoln League..... W, 3-2
 Nebraska Indians..... L, 13-14
 Lincoln League..... L, 3-5
 Lincoln League..... L, 1-7
 at Ames College..... W, 4-1
 at Grinnell..... W, 5-2
 at Iowa..... L, 2-3
 at Knox College..... L, 6-8
 at Purdue..... L, 1-3
 at Indiana..... W, 5-0
 at James Millikin..... L, 5-8
 at Notre Dame..... L, 3-6
 Creighton..... L, 2-4
 Kansas..... L, 3-9
 Kansas..... L, 5-6
 at Creighton..... L, 3-8

1906 (5-12-1)
 at Kansas State..... W, 10-0
 at Kansas..... L, 3-4
 at Kansas..... T, 5-5
 at Fort Riley..... L, 2-11
 Nebraska Indians..... L, 13-14
 at Ames College..... W, 4-1
 at Grinnell..... W, 5-2
 at Iowa..... L, 2-3
 at Knox College..... L, 6-8
 at Purdue..... L, 1-3
 at Indiana..... W, 5-0
 at James Millikin..... L, 5-8
 at Wabash..... L, 0-3
 at Notre Dame..... L, 0-3
 Creighton..... L, 2-4
 Kansas..... W, 10-3
 Kansas..... L, 5-6
 Creighton..... L, 3-8

1907 (5-11-1)
 4/9 Lincoln League..... T, 1-1
 4/25 at Wesleyan..... L, 3-9
 4/27 Missouri..... W, 6-2
 4/28 Cotner College..... W, 14-13
 5/4 at Ames College..... L, 0-9
 5/6 at Grinnell..... L, 4-11
 5/7 at Iowa..... L, 2-5
 5/8 at Cornell..... W, 4-3
 5/9 at Minnesota..... W, 8-7
 5/10 at Luther College..... L, 3-4
 5/11 at Wisconsin..... L, 2-3
 5/13 at Beloit College..... L, 0-2
 5/14 at Notre Dame..... L, 0-4
 5/15 at Purdue..... L, 2-8
 5/16 at James Millikin..... W, 1-0
 5/17 at Knox College..... L, 1-7
 5/18 at Monmouth..... L, 2-7

1908 (4-12-2)
 4/2 Lincoln League..... L, 0-12
 4/3 at Lincoln League..... L, 1-4
 4/4 at Lincoln League..... L, 0-12
 4/6 at Lincoln League..... L, 5-21
 4/14 at Wesleyan..... L, 4-5
 4/30 at Wesleyan..... W, 7-6
 5/2 at Highland Park..... L, 4-14
 5/4 at Ames College..... L, 5-19
 5/5 at Grinnell..... L, 6-7
 5/6 at Iowa..... W, 5-2
 5/7 at Minnesota..... T, 4-4
 5/8 at St. Thomas..... L, 5-6
 5/9 at Luther College..... W, 11-4
 5/12 at Beloit College..... L, 1-2
 5/14 at Washington U..... L, 6-8
 5/15 at St. Louis..... L, 0-1
 5/16 at Christian Bible..... T, 3-3

5/16 at St. Louis..... W, 10-8
1909 (12-14)
 4/7 Wesleyan..... W, 4-3
 4/8 at Tabor College..... W, 12-1
 4/9 at Missouri..... W, 6-2
 4/9 at Missouri..... L, 1-10
 4/13 at William Jewell..... W, 4-1
 4/14 at Haskell..... W, 4-1
 4/15 at St. Mary's, Kan..... L, 2-8
 4/15 at Kansas State..... L, 3-7
 4/16 at Kansas..... L, 2-7
 4/17 at Kansas..... L, 0-10
 4/19 at Wesleyan..... L, 4-5
 4/21 Kansas State..... W, 14-3
 4/22 at Lincoln League..... L, 4-8
 4/26 at Missouri..... W, 11-7
 4/27 at Missouri..... W, 8-2
 4/28 at Cotner College..... L, 0-1
 4/28 Kansas..... L, 0-3
 5/1 at Ames College..... L, 5-9
 5/3 at Drake..... W, 8-3
 5/4 at Grinnell..... W, 3-1
 5/5 at Cornell..... W, 17-3
 5/6 at Luther College..... L, 0-4
 5/7 at Minnesota..... L, 5-6
 5/8 at Minnesota..... L, 5-6
 5/15 Drake..... W, 4-1
 6/3 Highland Park..... L, 2-4

1910 (7-7-1)
 4/13 at Kansas State..... L, 2-7
 4/14 at Kansas State..... L, 3-11
 4/19 at Wesleyan..... W, 6-3
 4/27 at Highland Park..... W, 17-5
 4/30 at Ames College..... L, 1-2
 5/1 at Ames College..... T, 2-2
 5/3 at Highland Park..... L, 2-4
 5/4 at Grinnell..... W, 10-4
 5/5 at Cornell..... L, 0-2
 5/7 at Morningside..... W, 5-3
 5/14 South Dakota..... W, 7-4
 5/20 Ames College..... L, 4-12
 5/21 Ames College..... W, 4-2
 5/25 Kansas State..... L, 2-9
 5/26 Cotner College..... W, 5-4

1911 (No Team)

1912 (3-0)
 4/13 at Doane College..... W, 4-0
 4/17 Tarkio College..... W, 7-6
 4/26 Kearney Normal..... W, 9-2

1913-1918 (No Team, WWI)

1919 (5-3)
 Wesleyan..... W, 7-2
 Oklahoma A&M..... L, 2-7
 Oklahoma A&M..... L, 2-8
 Oklahoma..... L, 2-7
 Haskell..... W, 3-2
 Haskell..... W, 8-5
 South Dakota..... W, 7-0
 South Dakota..... W, 16-12

1920 (7-6)
 4/17 Wesleyan..... W, 7-2
 4/21 at Oklahoma..... L, 2-7
 4/22 at Oklahoma..... L, 2-8
 4/23 at Oklahoma A&M..... L, 1-8
 4/30 Haskell..... L, 2-3
 5/1 Haskell..... W, 7-2
 5/6 South Dakota..... W, 7-0
 5/7 South Dakota..... W, 16-12
 5/19 California..... W, 1-0
 5/14 Drake..... W, 1-0
 5/15 Drake..... L, 3-7
 5/21 at South Dakota..... W, 16-0
 5/22 at South Dakota..... L, 3-4



1921 (8-5)

4/16	Cotner College	W, 11-10
4/22	Wesleyan	W, 15-3
4/23	Wesleyan	W, 9-0
4/27	at Kansas State	W, 5-2
4/28	at Kansas State	W, 6-5
4/29	at Kansas	L, 3-7
5/11	Haskell	W, 8-2
5/12	Haskell	W, 9-2
5/19	at Oklahoma	W, 1-0
5/20	at Oklahoma	L, 1-7
5/21	at Oklahoma	L, 4-5
5/23	Kansas State	L, 5-8
5/24	Kansas State	L, 5-6

1922 (12-4)

3/30	at Oklahoma	W, 6-3
3/31	at Oklahoma	W, 4-2
4/1	at Oklahoma	L, 3-5
4/4	Missouri Valley	L, 10-11
4/16	Wesleyan	W, 16-7
4/22	Wesleyan	W, 16-1
5/5	Kansas State	W, 5-4
5/6	Kansas State	W, 7-6
5/8	Washington U.	L, 4-8
5/9	Washington U.	W, 8-5
5/12	at Ames College	W, 7-5
5/13	at Ames College	W, 3-2
5/17	Ames College	W, 7-5
5/18	Ames College	W, 6-3
6/3	Kansas	W, 3-2
6/5	at Kansas	L, 2-8

1923 (6-12)

4/2	at Oklahoma	L, 4-13
4/3	at Oklahoma	L, 5-6
4/13	at Missouri	W, 13-7
4/14	at Missouri	W, 10-1
4/20	at Washington U.	W, 15-12
4/21	at Washington U.	L, 7-12
4/27	Oklahoma	L, 2-4
4/28	Oklahoma	W, 4-3
5/4	Missouri	W, 5-4
5/5	Missouri	L, 5-9
5/10	Ames College	L, 4-5
5/11	Ames College	W, 8-3
5/18	at Ames College	L, 1-4
5/19	at Ames College	L, 6-7
5/21	Kansas State	L, 1-2
5/22	Kansas State	L, 2-7
5/25	Kansas	L, 3-5
5/26	Kansas	L, 4-6

1924 (10-8)

3/31	at SMU	L, 13-18
4/1	at SMU	L, 2-3
4/2	at Dallas	W, 10-4
4/2	at Dallas	W, 4-3
4/4	at Oklahoma	L, 2-5
4/5	at Oklahoma	L, 0-3
4/9	at Missouri	W, 4-3
4/10	at Missouri	L, 2-4
4/11	at Missouri Valley	W, 11-8
4/15	Kansas	W, 8-2
4/16	Kansas	W, 4-2
5/2	Kansas State	L, 5-8
5/2	Kansas State	W, 9-8
5/10	at Kansas State	W, 4-1
5/10	at Kansas State	W, 6-3
5/19	Meyi, Japan	L, 3-4
5/21	Oklahoma	L, 4-5
5/22	Oklahoma	W, 10-1

1925 (8-7)

4/4	at St. Mary's, Kan.	L, 4-5
4/21	at Missouri	W, 7-0
4/22	at Missouri	L, 3-4
4/23	at St. Louis	L, 3-17
4/24	at Washington U.	W, 3-1
4/25	at Washington U.	L, 3-7
5/1	at Kansas State	W, 4-3
5/2	at Kansas State	W, 10-7

5/4	Ames College	L, 3-5
5/5	Ames College	W, 1-0
5/15	Oklahoma	L, 3-4
5/19	Kansas State	L, 2-6
5/20	Kansas State	W, 6-1
5/22	at Ames College	W, 14-2
5/23	at Ames College	W, 4-1

1926-28 (No Team)

**1929 (12-5-1, 10-5 Big Six)
Big Six Conference Champions**

4/16	at Oklahoma	T, 4-4
4/17	at Oklahoma	L, 0-8
4/19	at Missouri	L, 3-4
4/20	at Missouri	L, 0-1
5/3	Kansas State	W, 3-2
5/4	Kansas State	W, 1-0
5/10	Haskell	W, 9-1
5/11	Haskell	W, 3-1
5/13	at Kansas	W, 5-4
5/14	at Kansas	W, 10-9
5/17	at Kansas State	W, 8-7
5/18	at Kansas State	L, 0-1
5/20	Oklahoma	W, 5-2
5/21	Oklahoma	W, 4-3
5/24	at Iowa State	W, 4-1
5/25	at Iowa State	W, 6-4
6/5	Missouri	W, 3-2
6/6	Missouri	L, 4-9

1930 (9-7, 7-5 Big Six)

4/19	Haskell	L, 4-9
4/19	Haskell	W, 7-6
4/22	at Missouri	L, 1-3
4/23	at Missouri	L, 7-10
4/25	at Oklahoma	L, 5-6
5/2	at Iowa	W, 2-0
5/3	at Iowa	L, 2-3
5/5	at Kansas	W, 16-2
5/9	at Ames College	L, 3-5
5/10	at Ames College	W, 12-8
5/13	Missouri	W, 9-3
5/14	Missouri	W, 2-1
5/15	Kansas State	W, 9-5
5/16	Kansas State	L, 1-3
5/17	Ames College	W, 14-1
5/18	Ames College	W, 8-6

1931 (2-10, 2-8 Big Six)

5/1	Ames College	L, 5-12
5/2	Ames College	L, 0-4
5/9	at NW Missouri State	L, 0-6
5/10	at NW Missouri State	L, 1-6
5/11	at Oklahoma	L, 0-3
5/12	at Oklahoma	L, 1-2
5/15	at Missouri	L, 0-9
5/16	at Missouri	L, 5-6
5/22	Kansas	W, 9-8
5/23	Kansas	W, 9-7
5/26	at Kansas State	L, 4-20
5/27	at Kansas State	L, 1-5

1932 (No Team)

1933 (3-1)

5/6	Concordia, Neb.	W, 12-6
5/16	at Concordia, Neb.	L, 5-10
5/19	York College	W, 4-0
5/23	at York College	W, 12-6

1934 (5-9, 2-8 Big Six)

4/13	at Kansas State	L, 4-12
4/14	at Kansas State	W, 3-2
4/20	Concordia, Neb.	L, 13-29
4/27	Kansas State	L, 4-9
4/28	Kansas State	L, 6-15
5/4	Iowa State	L, 4-6
5/5	Iowa State	W, 13-12
5/8	at York College	W, 16-4
5/11	at Iowa State	L, 3-6
5/12	at Iowa State	L, 8-9

5/18	at Concordia, Neb.	W, 7-1
5/19	Kansas State	L, 5-15
5/20	Oklahoma	L, 6-19
5/21	York College	W, 18-3

1935 (4-12, 2-7 Big Six)

4/12	Minnesota	L, 2-8
4/13	Minnesota	L, 5-20
4/15	at Iowa State	L, 0-6
4/16	at Iowa State	L, 3-4
4/17	at Luther College	L, 1-3
4/18	at Upper Iowa	L, 4-7
4/19	at Northern Iowa	W, 7-3
4/20	at Northern Iowa	L, 7-8
4/26	at Kansas State	L, 3-20
4/27	at Kansas State	W, 8-7
5/3	Kansas State	W, 13-2
5/4	Kansas State	L, 3-15
5/7	Oklahoma	L, 2-15
5/8	Oklahoma	L, 0-7
5/9	Oklahoma	L, 4-8
5/16	at South Dakota	W, 10-2

1936 (3-11, 2-9 Big Six)

4/17	Iowa State	L, 8-13
4/18	Iowa State	L, 4-7
4/20	at Oklahoma	L, 3-6
4/21	at Oklahoma	L, 3-6
4/22	at Oklahoma	L, 0-1
4/24	at Missouri	L, 1-2
4/25	at Missouri	W, 8-4
5/1	Kansas State	W, 4-0
5/2	Kansas State	L, 1-4
5/14	at Iowa State	L, 3-10
5/15	at Iowa State	L, 2-8
5/16	at Luther College	L, 1-9
5/18	at Minnesota	L, 1-10
5/19	at Minnesota	W, 3-2

1937 (5-12, 4-9 Big Six)

4/14	Oklahoma A&M	W, 7-4
4/16	at Kansas State	L, 6-9
4/17	at Kansas State	L, 6-13
4/20	Iowa State	L, 4-6
4/21	Iowa State	W, 11-4
4/23	at Missouri	L, 6-7
4/24	at Missouri	L, 8-10
4/30	Kansas	W, 7-2
5/1	Kansas	L, 6-7
5/8	Oklahoma	L, 6-15
5/10	Oklahoma	L, 6-9
5/11	Oklahoma	W, 7-5
5/21	at Iowa State	W, 5-4
5/22	at Iowa State	L, 6-8
6/10	at Toledo	L, 5-8
6/11	at Michigan Tech	L, 4-6
6/12	at Michigan State	L, 0-6

1938 (7-8, 5-5 Big Six)

4/4	at Baylor	L, 7-9
4/5	at Baylor	L, 0-6
4/9	at Oklahoma A&M	W, 4-2
4/22	Missouri	L, 1-5
4/23	Missouri	L, 0-14
4/29	Kansas State	L, 2-6
4/30	Kansas State	L, 2-7
5/2	at Kansas	W, 6-3
5/3	at Kansas	W, 7-5
5/6	Iowa State	W, 6-5
5/7	at Iowa State	W, 10-2
5/12	at Iowa State	L, 4-5
5/13	at Iowa State	W, 10-2
5/14	at Luther College	W, 5-4
5/17	California	L, 2-4

1939 (5-13, 4-6 Big Six)

4/5	at Arizona	L, 1-6
4/6	at Arizona	L, 3-6
4/7	at Arizona	L, 3-10
4/10	at St. Mary's, Calif.	L, 3-9
4/11	at San Jose State	L, 7-8
4/12	at California	W, 10-3

4/14	at Colorado	L, 4-5
4/15	at Colorado	L, 3-5
4/24	at Missouri	L, 1-2
4/25	at Missouri	L, 3-9
4/28	at Kansas State	L, 3-6
4/29	at Kansas State	L, 5-6
5/5	Kansas	W, 4-3
5/6	Kansas	W, 6-4
5/8	at Iowa State	W, 10-5
5/9	at Iowa State	W, 16-5
5/18	Oklahoma	L, 3-5
5/19	Oklahoma	L, 2-11

1940 (4-12, 3-9 Big Six)

4/18	at Luther College	W, 4-3
4/19	at Iowa State	L, 3-5
4/20	at Iowa State	L, 2-8
4/26	Missouri	L, 5-7
4/27	Missouri	L, 2-8
5/3	at Kansas	W, 9-6
5/4	at Kansas	W, 7-6
5/10	Kansas State	L, 5-8
5/11	Kansas State	W, 11-1
5/13	Iowa State	L, 4-7
5/14	Iowa State	L, 8-24
5/16	at Oklahoma A&M	L, 3-7
5/17	at Oklahoma	L, 0-9
5/18	at Oklahoma	L, 2-5
5/24	Colorado	L, 5-9
5/25	Colorado	L, 2-3

1941 (2-14, 2-8 Big Six)

4/11	at Colorado	L, 2-16
4/12	at Colorado	L, 2-25
4/18	at Kansas State	L, 5-7
4/25	at Missouri	L, 0-17
4/26	at Missouri	L, 1-5
4/28	Minnesota	L, 1-5
4/29	Minnesota	L, 1-2
5/2	Oklahoma	L, 1-3
5/8	at Iowa State	L, 0-9
5/9	at Iowa State	W, 11-9
5/12	Kansas	L, 3-4
5/13	Kansas	L, 2-8
5/16	Iowa State	L, 1-6
5/17	Iowa State	W, 3-2
5/20	California	L, 2-20
5/21	California	L, 0-4

1942 (3-11, 3-6 Big Six)

4/24	at Minnesota	L, 0-1
4/25	at Minnesota	L, 3-7
4/27	at Iowa State	L, 3-10
4/28	at Iowa State	L, 7-9
5/1	Missouri	L, 7-10
5/7	at Oklahoma A&M	L, 8-13
5/8	at Oklahoma	L, 0-10
5/9	at Oklahoma	L, 1-11
5/11	Iowa State	W, 1-0
5/12	Iowa State	W, 4-0
5/15	Kansas State	L, 4-18
5/16	Kansas State	W, 6-0
5/22	Colorado	L, 3-10
5/23	Colorado	L, 1-4

1943-45 (No Team, WWII)

1946 (9-7, 9-5 Big Six)

4/5	Colorado	W, 10-0
4/6	Colorado	W, 5-3
4/12	at Minnesota	L, 0-6
4/12	at Minnesota	L, 1-8
4/19	Oklahoma	L, 2-11
4/20	Oklahoma	L, 5-15
4/26	Iowa State	W, 6-3
4/27	Iowa State	L, 3-8
5/4	at Missouri	W, 5-2
5/4	at Missouri	W, 5-4
5/6	Kansas	W, 7-5
5/7	Kansas	L, 3-18
5/10	at Iowa State	L, 5-6
5/10	at Iowa State	W, 7-4
4/13	Kansas State	W, 11-3



4/14 Kansas State..... W, 18-2

1947
(6-10, 6-7 Big Six)

4/4 at Colorado..... L, 1-11
4/5 at Colorado..... L, 6-7
4/12 Kansas..... W, 8-3
4/12 Kansas..... W, 4-0
4/18 at Oklahoma..... W, 5-3
4/19 at Oklahoma..... L, 8-9
4/21 at Missouri..... L, 8-13
4/28 at Iowa State..... W, 12-3
4/29 at Iowa State..... L, 0-2
5/2 Iowa State..... L, 10-11
5/3 Iowa State..... W, 4-2
5/5 Missouri..... L, 4-6
5/6 Missouri..... L, 4-11
5/9 at Kansas State..... W, 5-4
5/10 at Kansas State..... L, 4-8
5/20 Minnesota..... L, 7-14

1948
(17-7, 14-3 Big Seven)
Big Seven Conference Champions

3/29 at SMU..... W, 10-8
3/30 at SMU..... W, 19-7
4/2 at Oklahoma..... W, 16-4
4/3 at Oklahoma..... L, 1-9
4/9 at Minnesota..... L, 2-6
4/10 at Minnesota..... L, 5-8
4/16 Kansas State..... W, 3-1
4/17 Kansas State..... W, 5-2
4/23 at Missouri..... L, 0-3
4/24 at Missouri..... W, 3-1
4/29 at Iowa State..... L, 1-8
5/4 Kansas..... W, 10-1
5/5 Kansas..... W, 5-2
5/7 Oklahoma..... W, 4-1
5/8 Oklahoma..... W, 4-3
5/10 Colorado..... W, 10-8
5/11 Colorado..... W, 6-1
5/17 at Kansas..... W, 7-1
5/18 at Kansas..... W, 9-3
5/24 Iowa State..... W, 6-2
5/25 Iowa State..... W, 6-5

NCAA DISTRICT 5 PLAYOFFS

6/7 Oklahoma A&M..... W, 7-5
6/8 Oklahoma A&M..... L, 4-5
6/9 Oklahoma A&M..... L, 5-8

1949
(9-13, 7-10 Big Seven)

4/5 at Baylor..... W, 7-5
4/5 at Baylor..... L, 3-4
4/6 at Hardin-Simmons..... W, 12-7
4/7 at Southwest Texas..... L, 7-8
4/8 at Oklahoma..... L, 0-2
4/16 at Colorado..... W, 6-2
4/16 at Colorado..... L, 2-3
4/18 at Denver..... L, 7-8
4/22 Kansas State..... W, 9-2
4/23 Kansas State..... L, 4-14
4/25 at Iowa State..... W, 10-3
4/25 at Iowa State..... L, 2-3
4/29 at Kansas..... L, 5-7
4/30 at Kansas..... W, 14-12
5/6 Oklahoma..... W, 2-1
5/7 Oklahoma..... L, 4-5
5/9 at Kansas State..... L, 0-4
5/10 at Kansas State..... W, 5-3
5/16 Missouri..... L, 3-8
5/17 Missouri..... W, 8-0
5/23 Iowa State..... L, 3-5
5/23 Iowa State..... L, 7-12

1950
(16-8, 11-3 Big Seven)
Big Seven Conference Champions

4/9 at Southern Illinois..... W, 10-0
4/10 at Park College..... W, 25-3
4/11 at Washington U..... L, 6-9
4/12 at Washington U..... L, 7-8
4/13 at Missouri..... W, 7-1
4/15 at Missouri..... W, 3-1
4/18 Kansas State..... W, 6-3
4/19 Kansas State..... L, 6-7

4/21 Luther College..... W, 3-2
4/22 Luther College..... W, 4-1
4/28 at Oklahoma..... W, 14-4
4/29 at Oklahoma..... L, 3-8
5/6 Kansas..... W, 7-2
5/6 Kansas..... W, 4-3
5/12 at Iowa State..... L, 6-7
5/13 at Iowa State..... W, 9-8
5/15 Wichita State..... W, 8-5
5/16 Wichita State..... L, 12-13
5/20 Colorado..... W, 7-4
5/20 Colorado..... W, 3-1
5/22 at Kansas State..... W, 6-1
5/23 at Kansas State..... W, 11-0

NCAA PLAYOFFS

5/30 Bradley..... L, 6-10
5/30 Bradley..... L, 4-8

1951
(10-5, 5-4 Big Seven)

4/13 Buena Vista..... W, 9-6
4/14 Buena Vista..... L, 12-13
4/16 at Wichita State..... W, 19-7
4/17 at Wichita State..... W, 12-8
4/18 at Kansas..... L, 5-9
4/19 at Kansas..... W, 21-7
4/23 Kansas State..... W, 5-0
4/27 Wichita State..... W, 6-3
4/28 Wichita State..... W, 4-2
5/4 at Colorado..... W, 6-5
5/5 at Colorado..... W, 13-8
5/9 Oklahoma..... L, 5-7
5/15 Missouri..... L, 3-4
5/18 at Kansas State..... L, 1-2
5/19 at Kansas State..... W, 5-2

1952
(13-7, 8-5 Big Seven)

4/4 Drake..... W, 10-0
4/5 Drake..... W, 13-4
4/10 at Tulsa..... W, 7-1
4/10 at Tulsa..... L, 3-5
4/11 at Oklahoma A&M..... L, 5-8
4/15 at Kansas State..... W, 12-1
4/16 at Kansas State..... W, 14-1
4/19 Kansas..... L, 1-6
4/25 at Oklahoma..... W, 15-10
4/26 at Oklahoma..... W, 11-6
4/29 Kansas State..... W, 16-0
4/30 Kansas State..... L, 2-19
5/2 Oklahoma A&M..... W, 12-3
5/3 Oklahoma A&M..... W, 12-10
5/10 at Iowa State..... L, 1-2
5/10 at Iowa State..... L, 0-2
5/12 at Missouri..... W, 6-5
5/12 at Missouri..... L, 5-8
5/17 Colorado..... W, 9-3
5/17 Colorado..... L, 6-7

1953
(13-5-1, 10-3 Big Seven)

4/7 at Baylor..... W, 8-1
4/7 at Baylor..... T, 8-8
4/8 at Tulsa..... W, 7-3
4/9 at Tulsa..... W, 14-10
4/10 at Oklahoma A&M..... L, 11-14
4/11 at Oklahoma A&M..... L, 4-5
4/18 at Kansas State..... W, 4-1
4/19 at Kansas State..... L, 3-5
4/20 at Kansas..... W, 10-9
4/21 at Kansas..... W, 20-6
4/27 Missouri..... W, 11-6
4/28 Missouri..... L, 0-3
5/6 Oklahoma..... W, 3-2
5/7 Oklahoma..... L, 4-9
5/11 Kansas State..... W, 9-6
5/12 Kansas State..... W, 16-8
5/15 at Colorado..... W, 4-1
5/22 at Iowa State..... W, 5-2
5/23 at Iowa State..... W, 4-1

1954
(10-10, 4-8 Big Seven)

4/9 at Tulsa..... L, 2-7
4/10 at Tulsa..... W, 18-17
4/12 at Houston..... W, 3-2

4/13 at Houston..... W, 3-2
4/15 at Texas..... L, 5-10
4/15 at Texas..... W, 4-0
4/19 Kansas..... W, 12-1
4/20 Kansas..... W, 1-0
4/23 at Oklahoma..... L, 6-12
4/24 at Oklahoma..... L, 1-12
4/26 at Kansas State..... L, 0-6
4/27 at Kansas State..... L, 5-6
5/4 Kansas State..... W, 12-0
5/4 Kansas State..... W, 3-0
5/7 Oklahoma A&M..... W, 9-4
5/8 Oklahoma A&M..... W, 3-1
5/14 at Iowa State..... L, 0-4
5/15 at Iowa State..... L, 2-3
5/17 at Missouri..... L, 1-3
5/18 at Missouri..... L, 1-19

1955
(15-5, 10-4 Big Seven)

4/2 at Tulsa..... W, 10-9
4/3 at Tulsa..... W, 2-1
4/4 at Houston..... W, 8-4
4/5 at Houston..... L, 2-7
4/6 at Texas..... W, 18-15
4/7 at Texas..... W, 16-14
4/15 at Kansas State..... W, 13-2
4/16 at Kansas State..... W, 15-0
4/25 at Kansas..... W, 13-1
4/26 at Kansas..... W, 11-0
4/29 Iowa State..... W, 16-0
4/30 Iowa State..... L, 3-5
5/2 Oklahoma..... W, 5-1
5/3 Oklahoma..... L, 2-4
5/9 at Missouri..... W, 4-3
5/10 at Missouri..... L, 1-2
5/16 at Kansas State..... W, 6-2
5/17 at Kansas State..... W, 8-3
5/23 at Colorado..... L, 4-8
5/24 at Colorado..... W, 13-10

1956
(12-8, 8-4 Big Seven)

3/24 at Tulsa..... W, 1-0
3/26 at Houston..... L, 2-3
3/27 at Houston..... L, 1-6
3/28 at Rice..... W, 8-5
3/29 at Rice..... L, 1-4
3/30 at Baylor..... L, 4-9
3/31 at Baylor..... W, 5-3
4/20 Kansas State..... W, 4-0
4/21 Kansas State..... W, 15-6
5/4 at Oklahoma..... L, 0-3
5/5 at Oklahoma..... L, 2-3
5/7 Offutt Air Force Base..... W, 3-2
5/11 at Kansas State..... L, 9-19
5/12 at Kansas State..... W, 11-8
5/14 Colorado..... W, 6-1
5/15 Colorado..... W, 11-3
5/18 Missouri..... W, 10-7
5/19 Missouri..... L, 4-27
5/25 at Iowa State..... W, 2-1
5/26 at Iowa State..... W, 17-13

1957
(12-10, 8-9 Big Seven)

4/5 Drake..... L, 2-7
4/6 Drake..... W, 9-4
4/13 Kansas State..... W, 17-2
4/13 Kansas State..... L, 4-11
4/16 at Air Force..... W, 4-2
4/17 at Air Force..... W, 23-3
4/19 at Regis..... W, 12-7
4/19 at Colorado..... W, 7-4
4/20 at Colorado..... W, 7-5
4/26 Iowa State..... L, 0-5
4/27 Iowa State..... W, 10-5
4/27 Iowa State..... W, 4-3
4/29 Drake..... L, 2-7
4/30 Drake..... W, 9-4
5/10 at Missouri..... W, 8-6
5/11 at Missouri..... W, 7-2
5/11 at Missouri..... L, 2-5
5/17 Oklahoma..... L, 3-4
5/18 Oklahoma..... L, 0-1
5/18 Oklahoma..... W, 7-3
5/21 at Kansas..... L, 2-8

5/21 at Kansas..... L, 2-3
5/22 at Kansas..... L, 1-6

1958
(17-10, 12-9 Big Eight)

3/31 at Houston..... W, 6-0
4/1 at Houston..... W, 4-3
4/2 at Rice..... W, 7-6
4/3 at Rice..... L, 4-6
4/5 at Tulsa..... W, 18-5
4/5 at Tulsa..... W, 13-4
4/11 Missouri..... W, 6-3
4/12 Missouri..... L, 6-9
4/12 Missouri..... L, 5-12
4/18 at Iowa State..... W, 16-6
4/19 at Iowa State..... W, 7-3
4/19 at Iowa State..... L, 6-13
4/25 Colorado..... L, 7-9
4/26 Colorado..... W, 4-3
4/26 Colorado..... L, 3-4
5/2 at Oklahoma State..... L, 1-8
5/3 at Oklahoma State..... W, 6-1
5/3 at Oklahoma State..... L, 1-2
5/9 Kansas..... W, 4-2
5/10 Kansas..... L, 8-12
5/10 Kansas..... W, 4-2
5/16 at Oklahoma..... W, 7-1
5/17 at Oklahoma..... L, 0-1
5/17 at Oklahoma..... W, 4-0
5/23 at Kansas State..... W, 9-1
5/24 at Kansas State..... W, 10-1
5/24 at Kansas State..... W, 4-1

1959
(15-8, 11-4 Big Eight)

3/23 at Texas Lutheran..... L, 0-7
3/24 at Texas Lutheran..... W, 10-3
3/25 at Houston..... L, 2-5
3/26 at Houston..... W, 12-6
3/27 at Rice..... L, 1-6
4/3 South Dakota State..... W, 18-13
4/10 St. Cloud State..... L, 5-6
4/11 St. Cloud State..... W, 12-5
4/17 Iowa State..... L, 3-8
4/18 Iowa State..... W, 2-1
4/18 Iowa State..... W, 2-1
4/24 at Missouri *..... L, 7-8
4/25 at Missouri *..... L, 2-8
4/25 at Missouri *..... L, 2-3
5/1 Oklahoma State..... W, 7-2
5/2 Oklahoma State..... L, 0-4
5/2 Oklahoma State..... L, 1-5
5/8 at Kansas..... L, 3-8
5/15 Oklahoma..... W, 4-3
5/16 Oklahoma..... W, 2-1
5/16 Oklahoma..... W, 5-4
5/22 Kansas State..... W, 1-0
5/22 Kansas State..... W, 1-0

*Note: Nebraska won by forfeit due to Missouri using an ineligible player

1960
(10-13, 6-11 Big Eight)

4/5 South Dakota State..... W, 11-4
4/6 South Dakota State..... W, 6-5
4/8 at Kansas State..... W, 6-1
4/8 at Kansas State..... W, 5-4
4/9 at Kansas State..... W, 16-8
4/11 at Tulsa..... W, 3-1
4/12 at Tulsa..... W, 16-2
4/13 at Emporia State..... L, 5-10
4/14 St. Cloud State..... L, 2-8
4/15 Missouri..... L, 9-12
4/15 Missouri..... L, 9-14
4/16 Missouri..... L, 6-9
4/21 at Iowa State..... L, 8-12
4/22 at Iowa State..... L, 3-4
4/22 at Iowa State..... L, 6-7
4/22 at Oklahoma State..... L, 0-2
5/7 at Oklahoma State..... L, 2-7
5/13 Kansas..... L, 8-10
5/13 Kansas..... W, 4-1
5/14 Kansas..... W, 11-1
5/20 at Oklahoma..... L, 13-20
5/20 at Oklahoma..... L, 0-18
5/21 at Oklahoma..... W, 7-1



1961
(9-14, 7-11 Big Eight)

3/27	at Rice.....	L, 1-3
3/28	at Texas Lutheran.....	L, 3-4
3/29	at Rice.....	W, 10-7
3/31	at Houston.....	W, 5-3
4/1	at Tulsa.....	L, 0-5
4/7	Oklahoma State.....	L, 3-9
4/7	Oklahoma State.....	L, 1-7
4/14	at Missouri.....	L, 3-5
4/14	at Missouri.....	L, 2-5
4/15	at Missouri.....	L, 3-5
4/21	Iowa State.....	W, 3-0
4/21	Iowa State.....	W, 4-2
4/22	Iowa State.....	L, 4-7
4/28	at Colorado.....	L, 1-5
4/28	at Colorado.....	L, 3-4
4/29	at Colorado.....	W, 9-7
5/6	at Kansas.....	L, 3-4
5/12	Oklahoma.....	W, 5-4
5/12	Oklahoma.....	W, 5-2
5/13	Oklahoma.....	W, 10-4
5/19	Kansas State.....	L, 0-4
5/19	Kansas State.....	W, 10-0
5/20	Kansas State.....	L, 2-4

1962
(15-11, 10-10 Big Eight)

3/30	at Tulsa.....	W, 8-5
3/31	at Tulsa.....	W, 6-5
3/31	at Tulsa.....	W, 7-5
4/6	Kansas.....	L, 4-6
4/6	Kansas.....	L, 6-8
4/7	Kansas.....	L, 2-3
4/13	at Oklahoma.....	W, 5-2
4/13	at Oklahoma.....	W, 12-6
4/14	at Oklahoma.....	W, 5-4
4/21	at Iowa State.....	L, 0-4
4/21	at Iowa State.....	W, 5-4
4/23	Concordia, Neb.....	L, 1-6
4/24	Concordia, Neb.....	W, 5-3
4/24	Concordia, Neb.....	W, 2-1
4/27	Missouri.....	L, 5-12
4/28	Missouri.....	L, 2-4
4/28	Missouri.....	L, 0-1
5/4	at Oklahoma State.....	L, 4-6
5/4	at Oklahoma State.....	W, 5-3
5/5	at Oklahoma State.....	L, 2-15
5/11	Colorado.....	W, 2-0
5/11	Colorado.....	W, 2-0
5/12	Colorado.....	W, 1-0
5/18	at Kansas State.....	W, 15-3
5/18	at Kansas State.....	L, 3-4
5/19	at Kansas State.....	L, 6-13

1963
(8-18, 5-15 Big Eight)

3/28	at Tulsa.....	L, 4-5
3/29	at Tulsa.....	L, 7-8
3/30	at Tulsa.....	W, 8-1
4/5	Kansas State.....	W, 6-2
4/5	Kansas State.....	W, 6-1
4/6	Kansas State.....	L, 2-9
4/12	at Kansas.....	W, 1-0
4/12	at Kansas.....	L, 2-3
4/13	at Kansas.....	L, 3-4
4/15	South Dakota State.....	W, 4-0
4/16	South Dakota State.....	L, 3-4
4/17	South Dakota State.....	W, 17-12
4/19	Oklahoma.....	L, 2-9
4/19	Oklahoma.....	L, 0-2
4/20	Oklahoma.....	L, 1-7
4/26	Iowa State.....	L, 0-3
4/27	Iowa State.....	W, 4-0
5/3	at Colorado.....	L, 5-7
5/3	at Colorado.....	L, 1-4
5/4	at Colorado.....	W, 7-5
5/10	Missouri.....	L, 0-6
5/10	Missouri.....	L, 0-8
5/11	Missouri.....	L, 0-7
5/17	at Oklahoma State.....	L, 0-1
5/17	at Oklahoma State.....	L, 0-4
5/18	at Oklahoma State.....	L, 1-6

1964
(9-18, 7-14 Big Eight)

3/28	at Tulsa.....	W, 7-3
------	---------------	--------

3/30	at Texas Lutheran.....	L, 2-5
4/1	at Houston.....	L, 1-10
4/2	at Houston.....	W, 11-9
4/3	at Houston.....	L, 2-11
4/4	at Houston.....	L, 1-3
4/10	Oklahoma.....	L, 1-6
4/10	Oklahoma.....	L, 1-6
4/11	Oklahoma.....	L, 2-12
4/17	Kansas.....	L, 4-8
4/17	Kansas.....	L, 1-9
4/18	Kansas.....	L, 7-9
4/24	Iowa State.....	L, 1-4
4/25	Iowa State.....	L, 0-4
4/25	Iowa State.....	L, 2-3
5/1	Colorado.....	W, 2-1
5/1	Colorado.....	W, 3-2
5/2	Colorado.....	W, 4-0
5/8	at Kansas State.....	L, 10-16
5/9	at Kansas State.....	W, 7-3
5/9	at Kansas State.....	W, 1-0
5/15	at Missouri.....	L, 0-9
5/15	at Missouri.....	L, 1-2
5/16	at Missouri.....	L, 2-4
5/25	Oklahoma State.....	W, 12-6
5/26	Oklahoma State.....	W, 9-4
5/26	Oklahoma State.....	W, 2-1

1965
(12-8, 12-6 Big Eight)

4/6	Morningside.....	L, 0-4
4/6	Morningside.....	L, 2-7
4/10	Missouri.....	W, 4-0
4/10	Missouri.....	W, 5-2
4/16	at Colorado.....	L, 2-3
4/16	at Colorado.....	W, 4-2
4/17	at Colorado.....	L, 2-3
4/23	Kansas State.....	L, 5-9
4/23	Kansas State.....	W, 3-2
4/30	Iowa State.....	W, 1-0
4/30	Iowa State.....	L, 0-3
5/1	Iowa State.....	L, 5-14
5/7	at Oklahoma State.....	W, 9-2
5/7	at Oklahoma State.....	W, 2-0
5/8	at Oklahoma State.....	L, 0-2
5/14	Oklahoma.....	W, 2-0
5/14	Oklahoma.....	W, 3-0
5/15	Oklahoma.....	W, 3-2
5/22	at Kansas.....	W, 8-1
5/22	at Kansas.....	L, 0-4

1966
(16-9, 12-8 Big Eight)

3/30	at Houston.....	L, 0-1
3/30	at Houston.....	W, 8-5
3/31	at Houston.....	W, 13-7
4/1	at Houston.....	W, 8-7
4/2	at Wichita State.....	W, 4-2
4/8	Kansas.....	W, 18-7
4/8	Kansas.....	W, 7-4
4/9	Kansas.....	W, 5-0
4/15	at Oklahoma.....	L, 0-3
4/15	at Oklahoma.....	W, 3-1
4/16	at Oklahoma.....	L, 3-4
4/22	Oklahoma State.....	W, 3-0
4/22	Oklahoma State.....	L, 0-7
4/23	Oklahoma State.....	L, 0-4
4/29	at Missouri.....	W, 8-4
4/30	at Missouri.....	L, 0-3
4/30	at Missouri.....	W, 1-0
5/6	at Kansas State.....	W, 9-4
5/6	at Kansas State.....	L, 0-7
5/7	at Kansas State.....	W, 14-4
5/13	Colorado.....	W, 1-0
5/13	Colorado.....	W, 6-2
5/21	at Iowa State.....	W, 6-4
5/21	at Iowa State.....	W, 1-0

1967
(8-16, 7-11 Big Eight)

3/27	at Rice.....	L, 1-10
3/28	at Rice.....	L, 2-4
3/30	at Houston.....	W, 16-2
3/30	at Houston.....	L, 3-6
3/31	at Houston Baptist.....	L, 6-9
4/1	at Houston.....	L, 4-7
4/7	Kansas State.....	L, 3-4
4/7	Kansas State.....	L, 0-4

4/8	Kansas State.....	L, 0-3
4/14	Iowa State.....	W, 5-3
4/15	Iowa State.....	W, 9-3
4/15	Iowa State.....	W, 2-0
4/21	at Oklahoma State.....	L, 1-3
4/21	at Oklahoma State.....	L, 1-4
4/22	at Oklahoma State.....	L, 0-3
4/28	Missouri.....	L, 3-6
4/28	Missouri.....	W, 4-1
4/29	Missouri.....	L, 3-14
5/12	at Kansas.....	W, 1-0
5/13	at Kansas.....	L, 6-7
5/13	at Kansas.....	W, 1-0
5/19	Oklahoma.....	W, 5-2
5/19	Oklahoma.....	L, 1-2
5/20	Oklahoma.....	L, 6-9

1968
(10-15-1, 7-13 Big Eight)

3/18	at Houston.....	T, 2-2
3/19	at Houston.....	W, 3-0
3/20	at Houston.....	L, 6-11
3/22	at St. Mary's, Texas.....	L, 8-11
3/23	at Houston.....	W, 5-2
3/23	at Houston.....	W, 5-2
4/5	at Oklahoma.....	L, 4-6
4/5	at Oklahoma.....	L, 4-5
4/6	at Oklahoma.....	W, 2-1
4/12	Kansas.....	W, 4-1
4/12	Kansas.....	W, 3-0
4/13	Kansas.....	L, 0-5
4/20	at Missouri.....	L, 0-1
4/20	at Missouri.....	L, 1-5
4/26	Colorado.....	L, 4-5
4/26	Colorado.....	W, 4-2
4/27	Colorado.....	W, 5-4
5/3	at Iowa State.....	L, 1-5
5/3	at Iowa State.....	L, 0-4
5/4	at Iowa State.....	W, 3-1
5/10	Oklahoma State.....	L, 1-5
5/10	Oklahoma State.....	L, 0-5
5/11	Oklahoma State.....	L, 3-4
5/17	at Kansas State.....	L, 9-10
5/17	at Kansas State.....	L, 4-10
5/18	at Kansas State.....	W, 8-5

1969
(9-15, 4-12 Big Eight)

3/18	at Houston.....	W, 3-1
3/19	vs. St. Thomas.....	W, 9-1
3/19	at Houston.....	L, 3-4
3/19	at Houston.....	L, 1-2
3/20	vs. St. Thomas.....	L, 2-3
3/20	at Houston.....	W, 10-2
3/21	at Houston.....	W, 7-6
3/22	at Houston.....	W, 4-2
4/11	Oklahoma.....	L, 3-6
4/11	Oklahoma.....	L, 0-1
4/12	Oklahoma.....	L, 1-3
4/19	at Kansas.....	W, 3-1
4/19	at Kansas.....	L, 2-3
4/25	Missouri.....	W, 4-0
4/25	Missouri.....	L, 2-6
4/26	Missouri.....	L, 1-4
5/2	at Oklahoma State.....	L, 2-3
5/2	at Oklahoma State.....	L, 0-1
5/3	at Oklahoma State.....	L, 2-6
5/9	at Missouri.....	L, 5-8
5/9	Iowa State.....	W, 3-2
5/9	Iowa State.....	L, 6-9
5/16	at Colorado.....	W, 11-6
5/16	at Colorado.....	L, 2-4

1970
(15-11, 11-8 Big Eight)

3/30	at Houston.....	W, 2-1
3/30	at Houston.....	L, 0-1
3/31	at Houston.....	L, 1-2
4/1	at Houston.....	W, 10-3
4/1	at Houston.....	W, 4-2
4/3	at Houston.....	L, 4-12
4/3	at Houston.....	W, 3-2
4/10	at Kansas State.....	W, 7-6
4/10	at Kansas State.....	L, 1-6
4/11	at Kansas State.....	W, 21-4
4/17	Oklahoma.....	L, 1-4
4/17	Oklahoma.....	W, 8-6

4/24	at Missouri.....	W, 3-2
4/25	at Missouri.....	L, 1-3
4/25	at Missouri.....	L, 2-4
5/2	Colorado.....	L, 2-3
5/2	Colorado.....	W, 3-2
5/8	Kansas.....	L, 1-3
5/8	Kansas.....	W, 3-2
5/9	Kansas.....	W, 7-6
5/15	at Oklahoma State.....	W, 4-2
5/15	at Oklahoma State.....	W, 4-3
5/15	at Oklahoma State.....	W, 5-3
5/20	at Iowa State.....	L, 1-4
5/20	at Iowa State.....	W, 2-0
5/21	at Iowa State.....	L, 3-9

1971
(10-20, 7-13 Big Eight)

3/29	at Houston.....	W, 9-3
3/29	at Houston.....	L, 0-1
3/30	at Houston.....	L, 5-6
3/31	at Houston.....	L, 2-4
4/2	at Houston.....	L, 1-6
4/2	at Houston.....	W, 4-3
4/3	at Houston.....	L, 2-4
4/3	at Houston.....	L, 2-3
4/9	at Colorado.....	L, 1-5
4/9	at Colorado.....	W, 5-4
4/10	at Colorado.....	L, 1-5
4/12	South Dakota State.....	L, 5-10
4/12	South Dakota State.....	W, 10-4
4/17	Kansas State.....	L, 1-7
4/17	Kansas State.....	W, 2-0
4/18	Kansas State.....	L, 5-6
4/23	at Kansas.....	W, 6-1
4/23	at Kansas.....	L, 0-15
4/24	at Kansas.....	W, 15-7
4/30	Oklahoma State.....	L, 1-5
4/30	Oklahoma State.....	W, 9-0
5/1	Oklahoma State.....	W, 3-1
5/7	at Oklahoma.....	L, 1-3
5/7	at Oklahoma.....	L, 1-12
5/8	at Oklahoma.....	L, 0-1
5/14	Missouri.....	W, 2-1
5/14	Missouri.....	L, 2-7
5/15	Missouri.....	L, 7-11
5/23	Iowa State.....	L, 0-3
5/23	Iowa State.....	L, 7-8

1972
(12-17, 8-11 Big Eight)

3/22	at Oral Roberts.....	L, 0-1
3/22	at Oral Roberts.....	W, 3-1
3/23	at Oral Roberts.....	L, 0-2
3/23	at Oral Roberts.....	W, 3-2
3/25	at Houston.....	L, 1-2
3/25	at Houston.....	W, 6-4
3/27	at Houston.....	L, 10-12
3/28	at Houston.....	L, 3-4
3/28	at Houston.....	W, 4-3
3/29	at Houston.....	L, 2-5
3/31	at Oklahoma State.....	L, 0-7
3/31	at Oklahoma State.....	L, 0-2
4/1	at Oklahoma State.....	L, 2-9
4/8	Kansas.....	L, 2-3
4/8	Kansas.....	W, 3-2
4/9	Kansas.....	L, 1-3
4/14	at Missouri.....	W, 13-2
4/14	at Missouri.....	L, 0-9
4/15	at Missouri.....	W, 7-1
4/21	Colorado.....	W, 9-8
4/21	Colorado.....	W, 11-3
4/22	Colorado.....	W, 4-0
4/29	at Kansas State.....	L, 1-3
4/29	at Kansas State.....	L, 1-2
5/5	Oklahoma.....	W, 9-5
5/5	Oklahoma.....	W, 2-0
5/19	at Iowa State.....	L, 0-3
5/20	at Iowa State.....	L, 1-2
5/20	at Iowa State.....	W, 8-4

1973
(15-14-1, 7-11 Big Eight)

3/20	at Centenary.....	W, 7-2
3/20	at Centenary.....	W, 6-2
3/22	at Louisiana Tech.....	W, 3-2
3/22	at Louisiana Tech.....	L, 3-8
3/23	at Louisiana Tech.....	L, 0-5



3/23	at Louisiana Tech	T, 6-6
4/6	at Kansas	W, 5-3
4/6	at Kansas	W, 13-6
4/7	at Kansas	L, 0-2
4/13	Oklahoma State	L, 0-6
4/13	Oklahoma State	L, 2-4
4/14	Oklahoma State	L, 2-11
4/17	Nebraska-Omaha	W, 9-0
4/17	Nebraska-Omaha	W, 12-3
4/20	at Colorado	L, 0-2
4/20	at Colorado	W, 2-1
4/21	at Colorado	W, 7-4
4/24	Creighton	W, 6-1
4/24	Creighton	L, 1-7
4/27	Kansas State	L, 0-2
4/27	Kansas State	W, 7-0
4/28	Kansas State	W, 9-8
5/4	at Oklahoma	L, 0-1
5/4	at Oklahoma	L, 0-11
5/5	at Oklahoma	L, 4-5
5/12	Friends University	W, 8-5
5/12	Friends University	W, 11-2
5/17	Missouri	L, 0-1
5/17	Missouri	L, 0-2
5/18	Missouri	W, 5-1

1974
(13-27, 4-16 Big Eight)

3/18	at McLennan CC	W, 5-0
3/18	at McLennan CC	W, 9-6
3/19	at TCU	L, 6-14
3/19	at TCU	L, 3-10
3/20	at SMU	L, 9-10
3/22	at Hardin-Simmons	L, 3-7
3/22	at Hardin-Simmons	L, 3-5
3/23	at Abilene Christian	L, 0-3
3/26	at Texas Wesleyan	L, 0-4
3/26	at Texas Wesleyan	L, 1-11
3/29	at Kansas State	L, 2-3
3/29	at Kansas State	L, 5-7
3/20	at Kansas State	L, 4-6
4/2	Morningside	W, 8-5
4/2	Morningside	W, 4-3
4/5	Oklahoma	L, 1-3
4/5	Oklahoma	L, 3-4
4/6	Oklahoma	L, 3-8
4/9	NW Missouri State	W, 9-5
4/9	NW Missouri State	W, 8-3
4/13	at Iowa State	L, 0-4
4/13	at Iowa State	L, 3-10
4/16	Creighton	L, 5-7
4/16	Creighton	L, 5-6
4/19	at Missouri	L, 0-12
4/19	at Missouri	L, 3-15
4/20	at Missouri	W, 7-3
4/23	Nebraska-Omaha	L, 0-3
4/23	Nebraska-Omaha	L, 4-5
4/26	Colorado	L, 1-2
4/27	Colorado	L, 0-5
4/27	Colorado	L, 6-8
4/30	Drake	W, 8-3
4/30	Drake	L, 5-6
5/3	Kansas	L, 0-1
5/3	Kansas	W, 10-1
5/4	Kansas	W, 5-4
5/11	Friends University	W, 6-0
5/11	Friends University	W, 9-0
5/14	at Oklahoma State	L, 0-2
5/14	at Oklahoma State	L, 1-5
5/15	at Oklahoma State	W, 9-3

1975
(13-20, 7-8 Big Eight)

3/20	at Oral Roberts	L, 1-2
3/20	at Oral Roberts	L, 0-8
3/21	at Oral Roberts	L, 1-9
3/21	at Oral Roberts	L, 1-4
3/22	at Oral Roberts	W, 3-2
3/22	at Oral Roberts	L, 0-4
3/24	at Arkansas	L, 6-15
3/24	at Arkansas	L, 4-10
3/25	at Arkansas	W, 5-4
3/25	at Arkansas	L, 2-4
4/5	Oklahoma State	W, 3-2
4/5	Oklahoma State	W, 7-4
4/6	Oklahoma State	W, 5-4
4/11	Missouri	W, 7-4

4/11	Missouri	W, 8-6
4/12	Missouri	L, 6-9
4/21	Dana	W, 4-3
4/21	Dana	L, 1-3
4/22	Nebraska-Omaha	W, 7-6
4/22	Nebraska-Omaha	L, 4-6
4/25	Iowa State	L, 0-4
4/25	Iowa State	L, 8-13
4/26	Iowa State	L, 0-1
4/29	Washburn	W, 6-0
4/29	Washburn	W, 7-6
5/3	Kansas State	L, 6-9
5/4	Kansas State	W, 14-12
5/4	Kansas State	W, 11-1
5/9	Nebraska-Omaha	L, 1-3
5/10	Nebraska-Omaha	L, 1-3
5/14	at Oklahoma	L, 2-4
5/14	at Oklahoma	L, 0-1
5/15	at Oklahoma	L, 1-4

1976
(21-24-1, 0-2 Big Eight)

3/16	at Houston	L, 0-1
3/16	at Houston	L, 0-2
3/17	at Houston	L, 0-1
3/17	at Houston	L, 0-3
3/19	at Rice	L, 3-4
3/19	at Rice	W, 2-1
3/20	at Rice	L, 0-1
3/20	at Rice	W, 2-0
3/22	at Lamar	L, 3-7
3/22	at Lamar	L, 3-4
3/23	at Lamar	L, 0-8
3/23	at Lamar	L, 1-9
3/31	St. Cloud State	W, 4-2
3/31	St. Cloud State	W, 2-0
4/1	Concordia, Neb.	W, 13-3
4/1	Concordia, Neb.	W, 12-3
4/2	at Kansas	L, 0-9
4/3	at Kansas	L, 6-7
4/3	at Kansas	W, 4-3
4/6	at Kansas State	W, 5-2
4/6	at Kansas State	L, 2-6
4/9	Wayne State	W, 1-0
4/9	Wayne State	L, 2-6
4/10	Morningside	W, 3-0
4/10	Morningside	L, 5-10
4/11	at Kansas State	L, 2-5
4/11	at Kansas State	W, 2-1
4/13	at Creighton	L, 2-4
4/13	at Creighton	W, 10-3
4/14	Creighton	L, 0-6
4/14	Creighton	T, 4-4
4/19	Kearney State	L, 0-1
4/19	Kearney State	W, 6-5
4/21	at Nebraska-Omaha	L, 2-3
4/21	at Nebraska-Omaha	W, 6-3
4/23	Kansas	W, 4-2
4/26	Dana	W, 4-0
4/26	Dana	W, 9-6
4/29	Missouri Western	L, 1-2
4/29	Missouri Western	W, 12-7
5/1	Nebraska-Omaha	W, 11-3
5/1	Nebraska-Omaha	L, 0-1
5/4	Kearney State	W, 6-5
5/4	Kearney State	W, 9-2

BIG EIGHT TOURNAMENT
at Oklahoma City, Okla.

5/8	Iowa State	L, 7-8
5/9	Oklahoma	L, 5-15

1977
(29-13, 5-7 Big Eight)

3/21	at Baylor	L, 0-2
3/21	at Baylor	W, 1-0
3/22	at Baylor	L, 3-12
3/22	at Baylor	L, 4-6
3/23	at Austin College	W, 8-0
3/23	at Austin College	W, 4-0
3/24	vs. SW Minnesota State	W, 10-2
3/24	vs. Dallas	W, 8-1
3/25	at Dallas Baptist	W, 2-1
3/25	at Dallas Baptist	L, 3-4
3/29	St. Cloud State	W, 11-7
4/2	Buena Vista	W, 4-2
4/2	Buena Vista	W, 6-0

4/4	Wayne State	W, 6-1
4/4	Wayne State	W, 14-3
4/8	Morningside	W, 9-7
4/8	Morningside	W, 7-3
4/9	Nebraska-Omaha	W, 5-0
4/9	Nebraska-Omaha	W, 7-0
4/12	at Creighton	W, 9-1
4/12	at Creighton	W, 9-1
4/14	Wayne State	W, 6-5
4/15	at Missouri	L, 0-5
4/15	at Missouri	L, 2-3
4/16	at Missouri	L, 4-14
4/16	at Missouri	L, 8-10
4/19	Nebraska-Omaha	L, 1-4
4/19	Nebraska-Omaha	W, 8-5
4/22	at Kansas	W, 7-3
4/22	at Kansas	L, 4-6
4/23	at Kansas	W, 15-6
4/23	at Kansas	L, 9-10
4/27	Missouri Western	W, 13-5
4/27	Missouri Western	W, 13-3
4/29	Iowa State	W, 4-2
4/29	Iowa State	W, 6-4
4/30	Iowa State	W, 8-5
4/30	Iowa State	L, 2-5
5/3	Creighton	W, 6-4
5/3	Creighton	L, 0-3
5/7	Dana	W, 9-0
5/7	Dana	W, 7-0

1978
(36-20, 7-7 Big Eight)

3/12	at Dallas University	W, 3-0
3/12	at Dallas University	W, 7-0
3/14	at SMU	W, 11-5
3/14	at SMU	L, 5-7
3/15	at Austin College	W, 9-5
3/15	at Austin College	W, 21-0
3/16	at North Texas State	W, 13-5
3/16	at North Texas State	W, 17-1
3/17	at Sam Houston	L, 2-4
3/17	at Sam Houston	L, 1-3
3/19	at Lamar	L, 1-5
3/19	at Lamar	L, 4-9
3/19	at Rice	W, 14-7
3/19	at Rice	W, 7-2
3/22	at NW Louisiana	L, 2-3
3/22	at NW Louisiana	L, 3-5
3/23	at Houston	L, 3-5
3/28	St. Cloud State	L, 6-15
3/28	St. Cloud State	W, 4-2
3/28	St. Cloud State	L, 4-6
3/29	St. Cloud State	W, 7-4
3/29	St. Cloud State	W, 9-4
3/30	Buena Vista	W, 11-10
3/30	Buena Vista	W, 9-8
3/31	at Kansas State	W, 15-6
3/31	at Kansas State	L, 5-11
4/1	Kansas State	W, 5-3
4/1	Kansas State	W, 3-0
4/4	at Hawaii	W, 2-1
4/4	at Hawaii	W, 5-3
4/6	at Hawaii	W, 7-2
4/6	at Hawaii	L, 2-5
4/7	at Hawaii	L, 2-6
4/10	Creighton	W, 6-5
4/10	Creighton	W, 11-10
4/14	Missouri	L, 4-5
4/14	Missouri	L, 0-2
4/17	Dana	W, 10-0
4/17	Dana	W, 12-2
4/21	Kansas	L, 2-4
4/21	Kansas	W, 8-4
4/22	Kansas	W, 21-2
4/22	Kansas	L, 3-8
4/25	at Creighton	W, 14-3
4/25	at Creighton	L, 4-5
4/26	Wayne State	W, 4-3
4/26	Wayne State	W, 11-2
4/28	at Iowa State	L, 2-8
4/28	at Iowa State	L, 0-1
4/29	at Iowa State	W, 9-1
4/29	at Iowa State	W, 7-3
5/2	Morningside	W, 14-2
5/2	Morningside	W, 4-3
5/4	Fort Hays State	W, 2-1
5/4	Fort Hays State	W, 10-3

5/13	Creighton	W, 7-4
1979 (49-15, 14-6 Big Eight) NCAA Tournament			
3/11	Missouri Western	W, 13-3
3/11	Missouri Western	W, 9-1
3/12	Missouri Western	W, 3-1
3/12	Missouri Western	W, 9-6
3/13	Missouri Western	W, 5-1
3/13	Missouri Western	W, 9-5
3/14	Buena Vista	W, 15-1
3/14	Buena Vista	W, 12-0
3/15	South Dakota	W, 9-0
3/15	South Dakota	W, 6-0
3/18	at Pepperdine	W, 3-2
3/21	vs. Utah	W, 8-5
3/22	at USC	W, 6-3
3/25	vs. Cal Poly Pomona	W, 7-0
3/25	at Hawaii	L, 1-2
3/26	at Hawaii-Hilo	W, 18-0
3/27	vs. Tokai-Japan (exh.)	W, 5-4
3/28	at Hawaii-Hilo	L, 7-8
3/29	vs. Tokai-Japan (exh.)	L, 2-3
3/29	at Hawaii	L, 1-11
3/30	vs. Cal Poly Pomona	L, 1-9
4/4	Creighton	W, 10-8
4/4	Creighton	W, 15-3
4/7	at Colorado	W, 7-5
4/7	at Colorado	W, 4-1
4/9	at Kansas State	W, 3-1
4/9	at Kansas State	W, 2-0
4/11	at Nebraska-Omaha	W, 5-0
4/11	at Nebraska-Omaha	W, 4-1
4/12	Fort Hays State	L, 4-5
4/12	Fort Hays State	W, 11-0
4/14	Oklahoma State	L, 2-7
4/14	Oklahoma State	W, 8-6
4/16	Oklahoma	W, 5-0
4/16	Oklahoma	W, 9-1
4/17	Wayne State	W, 2-1
4/17	Wayne State	W, 11-0
4/18	Augustana	W, 5-0
4/18	Augustana	W, 11-1
4/21	Iowa State	W, 3-0
4/21	Iowa State	W, 7-1
4/22	Iowa State	W, 3-0
4/22	Iowa State	W, 10-4
4/23	Dana	W, 7-1
4/23	Dana	W, 10-0
4/24	Morningside	W, 7-2
4/24	Morningside	W, 12-0
4/27	at Missouri	W, 7-5
4/27	at Missouri	L, 5-10
4/28	at Missouri	L, 0-13
4/28	at Missouri	L, 4-6
5/1	Nebraska-Omaha	W, 4-2
5/1	Nebraska-Omaha	W, 20-5
5/4	at Kansas	L, 2-3
5/4	at Kansas	L, 1-3
5/5			

3/9	Augustana.....	W, 28-3
3/10	Augustana.....	W, 7-1
3/10	Augustana.....	W, 9-2
3/11	Buena Vista.....	W, 17-0
3/11	Buena Vista.....	W, 8-2
3/14	Augustana.....	W, 12-0
3/14	Augustana.....	W, 8-0
3/15	Wayne State.....	W, 8-3
3/15	Wayne State.....	W, 9-2
3/19	Wayne State.....	W, 12-1
3/19	Wayne State.....	W, 11-0
3/21	at S. Calif. College.....	L, 2-3
3/23	vs. Eastern Michigan.....	W, 9-8
3/25	vs. Seton Hall.....	W, 6-2
3/26	vs. Eastern Michigan.....	W, 6-1
3/26	vs. Brigham Young.....	L, 6-19
3/27	vs. Cal-Riverside.....	L, 3-5
3/28	vs. Meji, Japan (exh.).....	W, 11-2
3/28	vs. Washington.....	W, 12-11
3/29	vs. Santa Clara.....	L, 11-12
3/30	vs. Pepperdine.....	L, 4-5
4/5	Colorado.....	W, 15-0
4/5	Colorado.....	W, 5-1
4/7	Kansas State.....	W, 8-7
4/7	Kansas State.....	W, 5-0
4/9	Creighton.....	W, 1-0
4/9	Creighton.....	W, 5-1
4/10	Morningside.....	W, 9-0
4/10	Morningside.....	W, 9-0
4/12	at Oklahoma State.....	L, 3-4
4/12	at Oklahoma State.....	L, 1-3
4/14	at Oklahoma.....	L, 5-6
4/14	at Oklahoma.....	W, 9-6
4/16	at Creighton.....	W, 13-1
4/16	at Creighton.....	W, 5-0
4/18	at Iowa State.....	W, 2-1
4/18	at Iowa State.....	W, 6-2
4/19	at Iowa State.....	W, 5-4
4/19	at Iowa State.....	W, 8-2
4/22	Nebraska-Omaha.....	W, 13-3
4/22	Nebraska-Omaha.....	W, 10-3
4/25	Missouri.....	L, 0-3
4/25	Missouri.....	W, 2-1
4/26	Missouri.....	W, 1-0
4/26	Missouri.....	W, 2-1
4/29	at Nebraska-Omaha.....	W, 9-5
4/29	at Nebraska-Omaha.....	W, 13-5
5/2	Kansas.....	W, 2-1
5/2	Kansas.....	W, 11-7
5/3	Kansas.....	W, 3-0
5/3	Kansas.....	W, 10-8

**BIG EIGHT TOURNAMENT
at Oklahoma City, Okla.**

5/10	Oklahoma.....	W, 13-6
5/11	Oklahoma State.....	W, 12-5
5/13	Missouri.....	L, 0-9
5/14	Missouri.....	L, 3-5

**NCAA MIDWEST REGIONAL
at Ann Arbor, Mich.**

5/22	Brigham Young.....	W, 12-0
5/23	Michigan.....	L, 0-7
5/24	Brigham Young.....	W, 12-4
5/24	Michigan.....	L, 3-12

**1981
(42-22, 11-11 Big Eight)**

2/19	Missouri Western.....	W, 5-3
2/19	Missouri Western.....	W, 10-3
2/20	Missouri Western.....	W, 9-3
2/20	Missouri Western.....	W, 18-6
3/11	Benedictine.....	W, 10-6
3/11	Benedictine.....	W, 8-4
3/13	Augustana.....	W, 12-1
3/13	Augustana.....	W, 5-2
3/16	at UNLV.....	L, 5-7
3/17	at UNLV.....	L, 6-7
3/19	at Chaminade.....	W, 6-1
3/19	at Chaminade.....	W, 11-6
3/20	vs. Tulane.....	L, 1-4
3/21	at Chaminade.....	W, 10-2
3/21	at Chaminade.....	W, 5-0
3/22	vs. Nittaieai (exh.).....	L, 6-8
3/22	at Hawaii.....	L, 2-5
3/23	vs. Cal St. Northridge.....	L, 5-11
3/24	vs. Nittaieai (exh.).....	W, 3-0

3/25	vs. Santa Clara.....	L, 8-9
3/26	vs. Cal St. Northridge.....	L, 5-8
3/26	at Hawaii.....	L, 4-6
3/27	vs. Santa Clara.....	L, 6-8
4/1	Creighton.....	W, 8-7
4/1	Creighton.....	W, 8-2
4/4	Oklahoma.....	L, 2-5
4/4	Oklahoma.....	W, 15-10
4/5	Oklahoma.....	W, 5-0
4/5	Oklahoma.....	W, 6-4
4/8	Kearney State.....	W, 4-0
4/8	Kearney State.....	W, 8-1
4/12	at Kansas.....	W, 1-0
4/12	at Kansas.....	L, 4-6
4/13	at Kansas.....	L, 4-5
4/13	at Kansas.....	L, 1-7
4/14	at Nebraska-Omaha.....	W, 10-2
4/14	at Nebraska-Omaha.....	W, 7-1
4/15	Wayne State.....	W, 11-10
4/15	Wayne State.....	W, 15-3
4/18	Iowa State.....	W, 5-3
4/18	Iowa State.....	W, 2-1
4/19	Iowa State.....	L, 4-6
4/19	Iowa State.....	W, 5-2
4/21	Morningside.....	W, 6-4
4/21	Morningside.....	W, 9-0
4/25	at Kansas State.....	W, 11-10
4/25	at Kansas State.....	W, 10-3
4/26	at Kansas State.....	L, 8-12
4/26	at Kansas State.....	L, 5-6
4/28	Dana.....	W, 7-3
4/28	Dana.....	W, 12-0
4/29	at Creighton.....	W, 5-3
4/29	at Creighton.....	W, 9-8
5/2	Missouri.....	L, 2-5
5/2	Missouri.....	W, 9-5
5/3	Missouri.....	L, 0-13
5/3	Missouri.....	W, 4-0
5/7	Nebraska-Omaha.....	W, 8-2
5/7	Nebraska-Omaha.....	W, 6-3
5/11	at Oklahoma State.....	L, 2-3
5/11	at Oklahoma State.....	L, 3-4

**BIG EIGHT TOURNAMENT
at Oklahoma City, Okla.**

5/14	Missouri.....	W, 9-4
5/15	Oklahoma State.....	L, 5-7
5/17	Missouri.....	W, 8-7
5/18	Oklahoma State.....	W, 6-2
5/19	Oklahoma State.....	L, 1-3

**1982
(44-13, 15-5 Big Eight)**

2/24	at UNLV.....	L, 7-8
2/24	at UNLV.....	L, 3-12
2/25	at Long Beach State.....	W, 5-3
2/26	at Cal St. Northridge.....	W, 7-1
2/27	at San Diego State.....	L, 6-8
3/6	Sioux Falls College.....	W, 6-0
3/6	Sioux Falls College.....	W, 6-1
3/15	vs. Michigan.....	W, 7-4
3/16	at UTEP.....	W, 6-2
3/17	vs. Central Michigan.....	W, 11-4
3/20	vs. Morningside.....	W, 12-5
3/20	at Pan American.....	W, 3-1
3/21	vs. Central Michigan.....	W, 2-0
3/21	vs. Michigan State.....	W, 12-5
3/22	vs. Michigan State.....	W, 7-1
3/23	vs. Michigan.....	L, 1-4
3/25	North Dakota State.....	W, 19-0
3/25	North Dakota State.....	W, 20-0
3/27	Oklahoma State.....	L, 2-4
3/27	Oklahoma State.....	W, 4-3
3/28	Oklahoma State.....	W, 11-4
3/28	Oklahoma State.....	L, 10-11
3/31	Kearney State.....	W, 12-0
3/31	Kearney State.....	W, 3-1
4/3	at Missouri.....	L, 0-15
4/3	at Missouri.....	L, 6-7
4/4	at Missouri.....	W, 4-1
4/4	at Missouri.....	W, 11-1
4/6	Nebraska-Omaha.....	W, 7-1
4/6	Nebraska-Omaha.....	W, 7-1
4/9	Kansas State.....	W, 12-3
4/9	Kansas State.....	W, 3-2
4/10	Kansas State.....	W, 9-3
4/10	Kansas State.....	W, 12-6

4/13	NW Missouri State.....	W, 4-3
4/14	at Creighton.....	L, 4-5
4/14	at Creighton.....	W, 11-4
4/17	at Iowa State.....	W, 9-4
4/17	at Iowa State.....	L, 11-12
4/18	at Iowa State.....	W, 7-2
4/18	at Iowa State.....	W, 11-10
4/20	at Nebraska-Omaha.....	W, 9-4
4/20	at Nebraska-Omaha.....	W, 18-8
4/21	Wayne State.....	W, 7-0
4/21	Wayne State.....	W, 4-2
4/24	Kansas.....	W, 7-5
4/24	Kansas.....	W, 7-0
4/25	Kansas.....	W, 9-1
4/25	Kansas.....	W, 8-3
4/28	Bellevue College.....	W, 16-3
5/2	Creighton.....	L, 6-8
5/3	Kearney State.....	W, 11-0
5/9	Creighton.....	W, 10-9
5/10	Wayne State.....	W, 15-3

**BIG EIGHT TOURNAMENT
at Oklahoma City, Okla.**

5/13	Oklahoma.....	L, 8-12
5/14	Missouri.....	W, 10-5
5/14	Oklahoma.....	L, 2-8

**1983
(44-15, 8-10 Big Eight)**

3/7	Briar Cliff.....	W, 10-2
3/7	Briar Cliff.....	W, 5-1
3/8	Benedictine.....	W, 10-0
3/8	Benedictine.....	W, 13-0
3/11	at New Mexico.....	W, 10-3
3/12	vs. Colorado State.....	W, 10-2
3/12	at New Mexico.....	W, 7-0
3/13	at Colorado State.....	W, 5-4
3/13	at Colorado State.....	W, 5-4
3/14	at Lubbock Christian.....	W, 9-5
3/14	at Lubbock Christian.....	W, 8-5
3/15	at New Mexico.....	W, 6-1
3/17	vs. Lubbock Christian.....	W, 6-5
3/17	vs. Wyoming.....	W, 14-3
3/19	vs. Bradley.....	W, 7-3
3/19	vs. New Mexico.....	W, 5-0
3/21	vs. SIU-Edwardsville.....	W, 14-3
3/21	vs. Delaware.....	W, 15-4
3/24	St. Cloud State.....	W, 12-3
3/24	St. Cloud State.....	W, 8-3
3/31	South Dakota.....	W, 7-2
3/31	South Dakota.....	W, 12-3
4/3	at Kansas State.....	W, 5-2
4/3	at Kansas State.....	W, 3-0
4/7	Kearney State.....	W, 7-1
4/7	Kearney State.....	W, 11-1
4/10	Iowa State.....	L, 8-13
4/10	Iowa State.....	L, 8-9
4/11	Iowa State.....	W, 11-7
4/11	Iowa State.....	W, 7-2
4/12	NW Missouri State.....	W, 4-1
4/12	NW Missouri State.....	W, 8-4
4/16	at Kansas.....	W, 15-4
4/16	at Kansas.....	L, 7-8
4/17	at Kansas.....	L, 2-3
4/17	at Kansas.....	W, 15-1
4/19	Nebraska-Omaha.....	W, 5-3
4/19	Nebraska-Omaha.....	W, 5-1
4/21	at Nebraska-Omaha.....	W, 5-0
4/21	at Nebraska-Omaha.....	W, 8-1
4/23	Oklahoma.....	W, 3-1
4/23	Oklahoma.....	W, 7-4
4/24	Oklahoma.....	L, 3-4
4/24	Oklahoma.....	L, 5-10
4/27	at Creighton.....	W, 11-9
4/27	at Creighton.....	L, 5-6
4/30	at Wichita State.....	W, 12-2
5/1	at Wichita State.....	L, 4-5
5/1	at Wichita State.....	L, 5-10
5/6	Central Missouri State.....	W, 3-2
5/6	Central Missouri State.....	W, 15-3
5/7	at Oklahoma State.....	L, 4-16
5/7	at Oklahoma State.....	L, 2-5
5/8	at Oklahoma State.....	L, 2-3
5/8	at Oklahoma State.....	L, 1-4

**BIG EIGHT TOURNAMENT
at Oklahoma City, Okla.**

5/13	Oklahoma.....	L, 8-12
5/14	Missouri.....	W, 10-5
5/14	Oklahoma.....	L, 2-8

5/10	Missouri.....	W, 10-9
5/12	Oklahoma State.....	L, 6-9
5/15	Kansas.....	W, 3-2
5/15	Oklahoma.....	L, 1-2

**1984
(46-20, 15-6 Big Eight)**

3/1	Wayne State.....	W, 12-2
3/1	Wayne State.....	W, 11-1
3/3	Kearney State.....	W, 10-2
3/3	Kearney State.....	W, 3-0
3/4	Kearney State.....	W, 26-4
3/7	at USC.....	W, 9-6
3/8	at Cal State Fullerton.....	L, 7-9
3/9	at Long Beach State.....	W, 6-1
3/10	at Long Beach State.....	L, 9-10
3/10	at Long Beach State.....	L, 2-7
3/12	at Hawaii Pacific.....	W, 3-2
3/12	at Hawaii Pacific.....	W, 4-0
3/13	at Hawaii Pacific.....	W, 5-0
3/13	at Hawaii Pacific.....	W, 5-0
3/14	at Hawaii-Hilo.....	W, 5-2
3/14	at Hawaii-Hilo.....	L, 0-1
3/15	at Hawaii.....	L, 3-11
3/16	at Hawaii.....	L, 1-2
3/16	at Hawaii.....	L, 4-10
3/17	vs. Liberty Baptist.....	W, 6-3
3/17	at Hawaii.....	W, 12-1
3/19	at UNLV.....	L, 1-2
3/20	at UNLV.....	W, 15-4
3/24	at Missouri.....	W, 8-0
3/25	at Missouri.....	W, 6-1
3/25	at Missouri.....	W, 7-2
3/29	Mankato State.....	W, 12-2
3/29	Mankato State.....	W, 10-1
3/31	Kansas State.....	W, 6-1
3/31	Kansas State.....	W, 12-2
4/1	Kansas State.....	W, 6-0
4/1	Kansas State.....	W, 4-1
4/4	Creighton.....	W, 14-1
4/4	Creighton.....	L, 2-4
4/7	at Iowa State.....	L, 2-4
4/7	at Iowa State.....	W, 9-6
4/11	NW Missouri State.....	W, 12-0
4/11	NW Missouri State.....	W, 9-5
4/14	Kansas.....	W, 5-2
4/14	Kansas.....	W, 5-0
4/15	Kansas.....	W, 4-1
4/15	Kansas.....	W, 3-1
4/18	Missouri Western.....	W, 8-2
4/18	Missouri Western.....	W, 6-4
4/21	at Oklahoma.....	W, 27-16
4/21	at Oklahoma.....	L, 1-7
4/22	at Oklahoma.....	W, 4-2
4/22	at Oklahoma.....	L, 0-6
4/24	Northwestern (Iowa).....	W, 7-2
4/24	Northwestern (Iowa).....	W, 16-0
4/25	at Creighton.....	W, 11-0
4/25	at Creighton.....	L, 2-4
4/26	Wichita State.....	W, 9-8
4/26	Wichita State.....	L, 2-4
4/30	Nebraska-Omaha.....	W, 8-0
4/30	Nebraska-Omaha.....	L, 2-3
5/1	Nebraska-Omaha.....	W, 10-3
5/2	Kearney State.....	W, 7-0
5/2	Kearney State.....	W, 8-0
5/5	Oklahoma State.....	L, 1-11
5/5	Oklahoma State.....	W, 4-0
5/6	Oklahoma State.....	L, 4-5
5/6	Oklahoma State.....	L, 2-3

**BIG EIGHT TOURNAMENT
at Oklahoma City, Okla.**

5/10	Oklahoma.....	W, 15-7
5/11	Oklahoma State.....	L, 3-7
5/12	Oklahoma.....	L, 3-5

**1985
(45-24, 16-6 Big Eight)
NCAA Tournament**

3/2	at Oklahoma City.....	W, 5-4
3/2	at Oklahoma City.....	W, 6-5
3/3	at Oklahoma City.....	L, 3-6
3/3	at Oklahoma City.....	W, 11-5
3/5	Kearney State.....	W, 11-4
3/5	Kearney State.....	W, 9-3
3/13	Wayne State.....	W, 16-3



3/13	Wayne State	W, 9-2
3/15	at New Mexico	L, 5-6
3/15	at New Mexico	W, 12-3
3/16	at New Mexico	W, 15-6
3/17	vs. Utah	W, 8-4
3/17	at New Mexico	L, 9-15
3/18	at Arizona State	L, 6-10
3/19	at Arizona State	W, 11-5
3/20	at Arizona State	L, 11-12
3/22	at San Diego State	L, 5-6
3/22	at San Diego State	L, 6-11
3/23	at San Diego State	L, 7-8
3/23	at San Diego State	W, 8-3
3/24	at San Diego State	W, 24-8
3/25	at UNLV	L, 22-23
3/26	at UNLV	L, 19-21
3/26	at UNLV	L, 15-18
3/27	at Southern Utah	W, 21-9
4/1	at Kansas State	W, 6-3
4/1	at Kansas State	W, 10-6
4/3	Missouri Western	W, 11-3
4/3	Missouri Western	W, 8-0
4/6	Iowa State	W, 4-3
4/6	Iowa State	L, 5-6
4/7	Iowa State	W, 5-1
4/7	Iowa State	W, 3-2
4/10	Creighton	W, 12-7
4/10	Creighton	W, 3-1
4/13	at Kansas	W, 11-2
4/13	at Kansas	W, 20-3
4/14	at Kansas	W, 15-6
4/14	at Kansas	W, 11-9
4/16	Minnesota	W, 18-17
4/16	Minnesota	L, 3-6
4/17	at Wichita State	L, 4-8
4/17	at Wichita State	W, 11-8
4/20	Oklahoma	W, 10-9
4/20	Oklahoma	L, 13-15
4/21	Oklahoma	L, 9-11
4/21	Oklahoma	L, 5-7
4/24	at Creighton	W, 2-1
4/24	at Creighton	L, 5-9
4/27	Nebraska-Omaha	W, 17-2
4/27	Nebraska-Omaha	W, 8-5
4/28	Nebraska-Omaha	W, 10-1
4/28	Nebraska-Omaha	W, 12-3
5/1	Wichita State	W, 14-13
5/1	Wichita State	W, 3-2
5/4	at Oklahoma State	W, 21-8
5/4	at Oklahoma State	W, 11-5
5/5	at Oklahoma State	L, 9-24
5/5	at Oklahoma State	L, 9-16
5/11	Missouri	W, 10-7
5/11	Missouri	W, 12-8
5/12	Missouri	W, 6-0
5/12	Missouri	W, 12-4

**BIG EIGHT TOURNAMENT
at Oklahoma City, Okla.**

5/15	Oklahoma	L, 11-18
5/16	Kansas State	W, 11-4
5/17	Oklahoma	L, 3-5

**NCAA WESTERN 1 REGIONAL
at Palo Alto, Calif.**

5/24	Pepperdine	W, 4-2
5/25	at Stanford	L, 8-9
5/26	Pepperdine	L, 6-7

**1986
(35-25, 14-9 Big Eight)**

3/5	Missouri Western	W, 25-0
3/6	Missouri Western	W, 3-1
3/8	Kearney State	W, 8-7
3/9	Kearney State	W, 13-12
3/13	Wayne State	W, 19-4
3/14	Wayne State	W, 21-1
3/17	at San Diego State	L, 2-3
3/18	vs. Fresno State	W, 11-5
3/19	vs. Washington State	L, 7-8
3/20	vs. Brigham Young	L, 11-12
3/21	vs. Nevada	W, 6-4
3/22	vs. Stetson	W, 16-5
3/24	at UNLV	L, 9-18
3/24	at UNLV	L, 8-9
3/25	at UNLV	L, 0-19
3/25	at UNLV	W, 10-8

3/26	at UNLV	W, 9-6
3/29	Kansas State	W, 4-3
3/29	Kansas State	W, 12-3
3/30	Kansas State	W, 6-4
3/30	Kansas State	W, 3-1
4/5	at Iowa State	W, 3-2
4/6	at Iowa State	L, 3-5
4/6	at Iowa State	W, 3-2
4/7	at Iowa State	W, 11-8
4/8	Mankato State	L, 3-6
4/8	Mankato State	L, 3-11
4/9	at Wichita State	W, 6-3
4/10	NW Missouri State	W, 13-2
4/10	NW Missouri State	W, 14-0
4/12	Kansas	W, 9-2
4/12	Kansas	W, 10-0
4/13	Kansas	W, 8-6
4/13	Kansas	L, 2-6
4/16	Kansas State	W, 10-1
4/17	at Wichita State	L, 5-6
4/18	at Oklahoma	L, 6-12
4/20	at Oklahoma	L, 3-4
4/20	at Oklahoma	L, 0-5
4/22	Northern Colorado	W, 10-9
4/22	Northern Colorado	W, 11-2
4/23	Creighton	W, 5-4
4/24	Creighton	L, 5-6
4/25	at Oral Roberts	L, 5-9
4/26	at Oral Roberts	L, 3-4
4/29	Tarkio College	W, 17-9
4/29	Bellevue College	W, 7-4
4/30	at Creighton	W, 5-0
4/30	at Creighton	L, 2-4
5/1	Wichita State	L, 4-8
5/3	Oklahoma State	W, 6-2
5/3	Oklahoma State	L, 6-10
5/4	Oklahoma State	W, 12-11
5/4	Oklahoma State	L, 8-16
5/10	at Missouri	L, 3-4
5/10	at Missouri	L, 4-7
5/11	at Missouri	W, 18-9
5/11	at Missouri	W, 7-4

**BIG EIGHT TOURNAMENT
at Oklahoma City, Okla.**

5/15	Oklahoma State	L, 0-6
5/16	Missouri	L, 8-10

**1987
(36-21, 12-8 Big Eight)**

3/4	NW Missouri State	W, 22-6
3/5	NW Missouri State	W, 20-6
3/7	Kearney State	W, 16-9
3/8	Kearney State	W, 9-0
3/11	at Minnesota	W, 18-1
3/11	at Minnesota	W, 7-3
3/13	at Air Force	W, 7-5
3/14	at Northern Colorado	L, 7-8
3/14	at Northern Colorado	W, 8-2
3/15	at Northern Colorado	W, 9-2
3/15	at Northern Colorado	W, 17-0
3/20	at UNLV	W, 6-2
3/20	at UNLV	L, 0-5
3/21	at UNLV	W, 10-7
3/21	at UNLV	W, 4-1
3/22	vs. Nevada	W, 4-3
3/23	at UNLV	L, 1-17
3/24	at Arizona State	L, 3-6
3/25	at Arizona State	W, 4-1
4/2	Wayne State	W, 16-4
4/4	at Kansas	W, 15-11
4/4	at Kansas	W, 7-4
4/5	at Kansas	W, 11-8
4/5	at Kansas	W, 6-4
4/7	Tarkio College	W, 23-3
4/7	Tarkio College	W, 5-1
4/8	Wichita State	L, 9-10
4/8	Wichita State	L, 5-11
4/9	Nebraska-Omaha	W, 16-0
4/11	Oklahoma	W, 9-8
4/11	Oklahoma	W, 3-2
4/12	Oklahoma	W, 3-2
4/12	Oklahoma	W, 10-6
4/15	at UNLV	L, 4-21
4/17	Oral Roberts	L, 9-10
4/17	Oral Roberts	L, 7-9
4/20	Mankato State	L, 4-5

4/20	Wayne State	W, 14-1
4/22	NW Missouri State	W, 7-4
4/22	NW Missouri State	W, 10-2
4/24	at Oklahoma State	L, 5-21
4/25	at Oklahoma State	L, 3-8
4/25	at Oklahoma State	L, 7-13
4/26	at Oklahoma State	W, 15-14
4/27	Bellevue College	W, 18-1
4/29	at Creighton	W, 5-3
4/30	Creighton	L, 5-10
5/2	Missouri	W, 8-6
5/2	Missouri	W, 16-8
5/3	Missouri	L, 5-9
5/3	Missouri	L, 1-2
5/9	Kansas State	W, 8-2
5/9	Kansas State	L, 2-3
5/10	Kansas State	L, 15-17
5/10	Kansas State	L, 1-6

**BIG EIGHT TOURNAMENT
at Oklahoma City, Okla.**

5/13	Oklahoma	L, 3-11
5/14	Missouri	L, 6-7

**1988
(48-23, 12-12 Big Eight)**

2/20	Wyoming	W, 9-2
2/21	Wyoming	W, 11-1
2/21	Wyoming	W, 11-7
2/27	vs. Northern Colorado	W, 20-5
2/27	at Colorado State	W, 19-8
2/28	at Colorado State	W, 12-1
2/28	at Colorado State	W, 18-4
3/5	Northern Colorado	W, 12-2
3/5	Northern Colorado	W, 7-1
3/6	Northern Colorado	W, 13-1
3/8	Nebraska-Omaha	W, 28-5
3/13	at Arkansas	L, 4-7
3/13	at Arkansas	W, 8-5
3/15	Kearney State	W, 15-0
3/19	vs. Lewis-Clark State	L, 1-5 (10)
3/19	vs. Portland State	W, 9-2
3/20	vs. Washington	W, 10-4
3/21	vs. Hawaii Pacific	W, 8-3
3/22	at Hawaii	W, 9-1
3/23	vs. Hawaii Pacific	L, 0-3
3/24	vs. Portland State	L, 2-8
3/25	vs. Washington	W, 7-1
3/26	vs. Lewis-Clark State	W, 9-5
3/26	at Hawaii	W, 12-6
3/29	at Loyola Marymount	L, 9-15
3/30	at Loyola Marymount	L, 7-10
4/2	at Iowa State	W, 14-5
4/2	at Iowa State	W, 6-1
4/3	at Iowa State	W, 11-1
4/3	at Iowa State	L, 8-9
4/6	at Wichita State	L, 3-8
4/10	Kansas	W, 9-2
4/10	Kansas	W, 4-3
4/11	Kansas	W, 5-3
4/11	Kansas	W, 5-1
4/12	Kearney State	W, 17-4
4/13	Missouri Western	W, 12-2
4/13	Missouri Western	W, 5-1
4/15	vs. Oklahoma	L, 3-7
4/16	vs. Oklahoma	L, 1-2
4/16	vs. Oklahoma	L, 5-6
4/18	vs. Oklahoma	L, 5-10
4/20	Wayne State	W, 15-4
4/20	Wayne State	W, 7-0
4/21	Fort Hays State	W, 10-0
4/21	Fort Hays State	W, 12-0
4/22	at Oral Roberts	W, 9-7
4/23	at Oral Roberts	W, 8-4
4/24	at Oral Roberts	L, 1-11
4/26	NW Missouri State	W, 5-3
4/26	NW Missouri State	W, 19-10
4/27	Northern Iowa	W, 11-2
4/27	Northern Iowa	W, 25-3
4/30	Oklahoma State	W, 7-6
4/30	Oklahoma State	L, 4-11
5/1	Oklahoma State	L, 10-14
5/1	Oklahoma State	L, 5-17
5/4	SW Missouri State	W, 9-8
5/4	SW Missouri State	W, 4-1
5/7	at Missouri	L, 10-16
5/7	Wayne State	W, 13-11

5/8	at Missouri	L, 8-9
5/8	at Missouri	L, 8-9
5/11	at Creighton	W, 14-2
5/12	Creighton	L, 5-6 (10)
5/14	Kansas State	W, 13-9
5/14	Kansas State	W, 15-9
5/15	Kansas State	W, 8-4
5/15	Kansas State	L, 7-12

**BIG EIGHT TOURNAMENT
at Oklahoma City, Okla.**

5/18	Oklahoma State	L, 3-8
5/19	Missouri	L, 10-14

**1989
(27-31, 8-16 Big Eight)**

3/8	Wayne State	W, 7-0
3/8	Wayne State	W, 11-4
3/9	Northern Iowa	W, 12-3
3/9	Northern Iowa	W, 7-2
3/12	at Arkansas	L, 1-4
3/13	at SW Missouri State	L, 3-6
3/18	Fort Hays State	W, 3-2
3/18	Fort Hays State	W, 18-3
3/19	Fort Hays State	W, 14-6
3/19	Fort Hays State	W, 14-2
3/22	Nebraska-Omaha	W, 14-1
3/25	at Texas-Arlington	L, 1-5
3/26	vs. Northwestern	W, 5-2
3/27	at Texas Christian	L, 5-6
3/27	at Texas Christian	L, 1-17
3/28	at Texas	L, 0-2
3/28	at Texas	W, 8-5
3/29	at Texas A&M	L, 4-21
4/1	at Kansas	L, 0-7
4/1	at Kansas	W, 10-7
4/3	at Kansas	W, 10-0
4/3	at Kansas	L, 12-13
4/5	Creighton	L, 2-4
4/5	Creighton	L, 4-9
4/8	Oklahoma	W, 10-4
4/8	Oklahoma	L, 1-3
4/9	Oklahoma	W, 3-2
4/9	Oklahoma	L, 1-2
4/11	Wayne State	W, 14-0
4/11	Wayne State	W, 15-1
4/13	at Wichita State	L, 0-3
4/15	at Wyoming	L, 6-8
4/15	at Wyoming	L, 11-13
4/16	at Wyoming	W, 17-8
4/18	Oral Roberts	W, 9-1
4/18	Oral Roberts	L, 3-4
4/19	Kearney State	W, 21-9
4/21	at Oklahoma State	L, 9-11
4/22	at Oklahoma State	L, 6-13
4/22	at Oklahoma State	L, 8-15
4/23	at Oklahoma State	L, 3-14
4/26	at Creighton	L, 2-4
4/26	at Creighton	W, 7-4
4/29	Missouri	L, 2-5
4/29	Missouri	W, 5-3
4/30	Missouri	L, 4-7
4/30	Missouri	L, 4-12
5/2	Wichita State	L, 3-15
5/3	Northern Iowa	W, 2-1
5/3	Northern Iowa	W, 10-0
5/5	at Kansas State	L, 12-14
5/5	at Kansas State	L, 0-3
5/6	at Kansas State	L, 8-13
5/6	at Kansas State	L, 3-9
5/12	Iowa State	W, 6-4
5/12	Iowa State	W, 3-2
5/13	Iowa State	L, 1-9
5/13	Iowa State	W, 3-2

**1990
(42-26, 12-12 Big Eight)**

2/11	Kearney State	W, 18-4
2/12	Wayne State	W, 22-3
2/21	NW Missouri State	W, 10-5
2/21	NW Missouri State	W, 13-1
2/24	at Colorado State	W, 9-3
2/24	at Colorado State	W, 8-5
2/25	at Wyoming	W, 10-8
2/25	at Wyoming	W, 19-12
3/1	at Hawaii	L, 5-9
3/2	at Hawaii Pacific	L, 5-11

3/2	at Hawaii	L, 2-4
3/3	at Hawaii Pacific	L, 2-3
3/3	at Hawaii	L, 2-9
3/4	at Hawaii Pacific	W, 5-3
3/4	at Hawaii	L, 2-9
3/8	Wichita State	W, 4-2
3/10	St. Cloud State	W, 16-0
3/10	St. Cloud State	W, 10-4
3/11	St. Cloud State	W, 8-2
3/11	St. Cloud State	L, 14-16
3/17	Briar Cliff	W, 9-5
3/17	Briar Cliff	W, 7-6
3/18	Tarkio College	W, 2-0
3/18	Tarkio College	W, 17-11
3/26	at Texas Tech	W, 8-3
3/27	at Texas Tech	L, 4-5
3/31	Kansas	L, 3-4
3/31	Kansas	L, 1-3
4/1	Kansas	W, 6-2
4/1	Kansas	W, 9-0
4/3	Northern Iowa	W, 2-0
4/3	Northern Iowa	W, 17-3
4/4	at Creighton	L, 0-6
4/6	at Oklahoma	W, 5-4
4/7	at Oklahoma	L, 1-11
4/7	at Oklahoma	W, 7-6
4/8	at Oklahoma	L, 8-11
4/14	Northern Colorado	W, 18-2
4/14	Northern Colorado	W, 3-2
4/15	Northern Colorado	W, 7-0
4/15	Northern Colorado	W, 10-4
4/16	Northern Iowa	W, 12-5
4/17	NW Missouri State	W, 9-2
4/18	at Wichita State	L, 2-4
4/20	Oklahoma State	L, 3-12
4/21	Oklahoma State	W, 5-4
4/21	Oklahoma State	L, 0-5
4/22	Oklahoma State	L, 0-12
4/24	Kearney State	W, 7-5
4/24	Kearney State	W, 19-9
4/25	at Creighton	L, 5-6
4/28	at Missouri	L, 4-11
4/28	at Missouri	L, 2-5
4/29	at Missouri	W, 2-1
4/29	at Missouri	W, 14-8
5/1	Creighton	L, 12-16
5/2	Creighton	W, 12-0
5/4	Kansas State	W, 7-5
5/4	Kansas State	L, 6-7
5/5	Kansas State	L, 8-9
5/5	Kansas State	W, 4-0
5/12	at Iowa State	W, 7-0
5/12	at Iowa State	L, 2-5
5/13	at Iowa State	W, 6-5
5/13	at Iowa State	W, 5-0

**BIG EIGHT TOURNAMENT
at Oklahoma City, Okla.**

5/16	Kansas State	W, 7-5
5/17	Oklahoma State	L, 2-3
5/18	Iowa State	L, 3-16

1991

(37-22, 10-14 Big Eight)

2/16	Washburn	W, 11-5
2/21	vs. Ohio State	L, 2-5
2/22	vs. Notre Dame	L, 5-8
2/23	vs. Dartmouth	W, 14-5
2/24	vs. Dartmouth	W, 14-4
3/3	Western Illinois	W, 9-1
3/4	Western Illinois	W, 9-1
3/4	Western Illinois	W, 10-8
3/6	at Arkansas	L, 3-4
3/6	at Arkansas	W, 5-3
3/9	Northern Colorado	L, 2-4
3/10	Northern Colorado	W, 5-2
3/19	NW Missouri State	W, 2-0
3/19	NW Missouri State	W, 13-3
3/20	Wayne State	W, 6-1
3/22	at Hardin-Simmons	L, 7-11
3/23	at Hardin-Simmons	W, 4-1
3/23	at Hardin-Simmons	W, 8-3
3/25	at Texas Tech	W, 10-5
3/26	at Texas Tech	L, 10-11
3/29	at Kansas	L, 1-11
3/30	at Kansas	L, 5-6
3/30	at Kansas	L, 3-4

3/31	at Kansas	L, 3-8
4/3	Creighton	W, 8-7
4/3	Creighton	L, 5-6
4/6	Colorado State	W, 10-5
4/6	Colorado State	W, 17-12
4/7	Colorado State	W, 5-2
4/7	Colorado State	W, 12-6
4/8	Northern Iowa	W, 5-4
4/8	Northern Iowa	W, 6-4
4/9	Wayne State	W, 7-6
4/13	at Oklahoma State	L, 7-9
4/13	at Oklahoma State	W, 5-0
4/14	at Oklahoma State	L, 9-10
4/14	at Oklahoma State	W, 10-3
4/17	Kearney State	W, 8-3
4/19	Missouri	W, 3-2
4/19	Missouri	W, 4-3
4/20	Missouri	L, 3-4
4/21	Missouri	L, 0-2
4/23	Washburn	W, 11-5
4/24	at Northern Iowa	W, 8-3
4/24	at Northern Iowa	W, 10-2
4/27	at Kansas State	W, 18-7
4/27	at Kansas State	L, 2-4
4/28	at Kansas State	L, 12-13
4/29	at Kansas State	W, 16-12
5/1	at Creighton	W, 5-3
5/1	at Creighton	L, 3-14
5/3	Iowa State	W, 5-1
5/3	Iowa State	W, 2-1
5/4	Iowa State	L, 3-11
5/4	Iowa State	L, 2-3
5/11	Oklahoma	L, 5-8
5/11	Oklahoma	W, 7-3
5/12	Oklahoma	L, 3-16
5/12	Oklahoma	W, 7-5

1992

(31-25, 11-13 Big Eight)

2/1	Peru State	W, 9-8
2/15	Doane	W, 11-3
2/26	Nebraska-Kearney	W, 19-5
2/29	Western Illinois	W, 9-7
2/29	Western Illinois	W, 6-3
3/1	Western Illinois	W, 10-7
3/1	Western Illinois	W, 7-1
3/3	at Wichita State	L, 1-4
3/6	Colorado State	W, 3-2
3/6	Colorado State	L, 2-3
3/7	Colorado State	W, 7-0
3/7	Colorado State	L, 2-3
3/13	Jamestown College	W, 22-0
3/16	vs. New Mexico	L, 1-3
3/17	at Fresno State	L, 2-15
3/18	vs. Washington State	W, 4-3
3/19	vs. Cal St. Northridge	L, 5-11
3/20	vs. Nevada	L, 2-7
3/21	vs. Wyoming	W, 2-1
3/24	South Dakota (DH)	W, 4-1
3/24	South Dakota (DH)	W, 17-2
3/25	South Dakota	W, 18-2
3/27	Kansas	W, 6-5
3/29	Kansas	W, 6-3
3/29	Kansas	W, 4-3
3/30	Kansas	L, 3-10
4/1	Creighton	L, 1-19
4/3	Evansville	W, 9-6
4/4	Evansville	L, 5-8
4/4	Evansville	L, 1-2
4/5	Evansville	W, 13-2
4/6	Wayne State	W, 9-2
4/8	Washburn	W, 18-4
4/10	Oklahoma State	W, 4-3
4/11	Oklahoma State	L, 0-7
4/11	Oklahoma State	L, 4-7
4/12	Oklahoma State	W, 5-3
4/15	at Creighton	L, 6-8
4/18	at Missouri	L, 7-15
4/18	at Missouri	W, 4-1
4/19	at Missouri	W, 18-6
4/19	at Missouri	L, 1-11
4/25	Kansas State (DH)	W, 5-4
4/25	Kansas State (DH)	L, 10-11
4/26	Kansas State	W, 12-2
4/26	Kansas State	L, 0-10
4/28	at Kansas State	L, 5-6
4/29	Peru State	W, 15-1

5/1	at Iowa State	L, 0-10
5/1	at Iowa State	W, 5-0
5/2	at Iowa State	L, 9-11
5/2	at Iowa State	L, 5-13
5/10	at Oklahoma	L, 5-15
5/10	at Oklahoma	W, 7-5
5/11	at Oklahoma	L, 4-12
5/11	at Oklahoma	L, 6-11

1993

(35-23, 16-12 Big Eight)

3/6	Peru State	W, 15-0
3/7	Peru State	W, 14-13
3/9	Oral Roberts	L, 7-12
3/9	Oral Roberts	W, 6-5
3/10	Oral Roberts	W, 8-4
3/15	vs. Clemson	W, 5-0
3/16	vs. St. John's	W, 8-3
3/18	at Fresno State	L, 8-10
3/19	at Fresno State	W, 14-5
3/20	vs. St. John's	W, 14-3
3/21	vs. Stanford	L, 3-14
3/23	at New Mexico	L, 4-14
3/23	at New Mexico	L, 6-11
3/24	at New Mexico	W, 12-6
3/26	Creighton	L, 4-10
3/27	at Creighton	L, 2-10
3/27	at Creighton	L, 4-9
3/28	Creighton	W, 3-2
4/2	at Oklahoma State	W, 9-7
4/2	at Oklahoma State	L, 2-13
4/3	at Oklahoma State	L, 5-11
4/7	Iowa State	W, 5-1
4/7	Iowa State	L, 3-15
4/9	at Kansas State	L, 10-14
4/10	at Kansas State	L, 10-19
4/11	at Kansas State	L, 3-6
4/14	Kansas State	W, 13-9
4/14	Kansas State	W, 6-2
4/16	Missouri	W, 9-3
4/17	Missouri	L, 6-7
4/18	Missouri	W, 7-4
4/20	Kansas	L, 9-17
4/21	Kansas	L, 2-4
4/24	at Iowa State	W, 13-9
4/24	at Iowa State	W, 12-7
4/25	at Iowa State	W, 14-9
4/26	Peru State	W, 21-9
4/26	Peru State	W, 12-3
4/28	at Missouri	W, 10-6
4/28	at Missouri	L, 7-9
4/30	Peru State	W, 7-3
4/30	Peru State	W, 14-4
5/1	Mount Marty	W, 4-3
5/2	Nebraska-Kearney	W, 2-1
5/2	Nebraska-Kearney	W, 7-1
5/8	Oklahoma	W, 7-4
5/8	Oklahoma	W, 9-8
5/9	Oklahoma	L, 0-2
5/12	at Oklahoma	W, 7-4
5/12	at Oklahoma	W, 9-1
5/14	at Kansas	L, 4-5
5/15	at Kansas	W, 7-3
5/16	at Kansas	W, 3-2

**BIG EIGHT TOURNAMENT
at Oklahoma City, Okla.**

5/20	Missouri	W, 7-3
5/21	Kansas	L, 4-5
5/22	Oklahoma	W, 19-14
5/23	Oklahoma State	L, 4-8

1994

(32-28, 14-16 Big Eight)

2/18	at Oral Roberts	L, 1-11
2/19	at Oral Roberts	L, 6-11
2/20	at Oral Roberts	L, 4-5
2/25	at Wyoming	L, 4-13
2/26	at Wyoming	W, 6-5
2/26	at Wyoming	W, 8-4
2/27	at Southern Colorado	L, 5-8
3/5	Western Illinois	W, 12-2
3/5	Western Illinois	W, 9-8
3/6	Western Illinois	W, 9-8
3/7	Northern Iowa	W, 2-0
3/7	Northern Iowa	W, 8-7

3/9	Nebraska-Kearney	W, 8-1
3/10	Mount Marty	W, 5-2
3/14	vs. New Mexico	L, 5-6
3/15	vs. Nevada	L, 6-13
3/16	vs. Washington State	L, 4-14
3/17	at Fresno State	L, 4-10
3/18	vs. Illinois State	W, 7-6
3/19	vs. Kentucky	W, 6-5
3/22	Creighton	W, 7-6
3/25	at Missouri	L, 1-3
3/27	at Missouri	L, 2-5
3/27	at Missouri	L, 1-2
3/30	at Oklahoma State	L, 6-7
3/30	at Oklahoma State	L, 5-21
4/1	Oklahoma State	L, 2-6
4/2	Oklahoma State	W, 8-7
4/3	Oklahoma State	W, 10-3
4/6	at Iowa State	L, 0-1
4/6	at Iowa State	W, 8-7
4/7	Nebraska-Kearney	W, 5-4
4/8	Oral Roberts	W, 5-3
4/9	Oral Roberts	W, 8-3
4/10	Oral Roberts	W, 3-2
4/13	at Kansas State	W, 14-4
4/13	at Kansas State	W, 15-1
4/15	Kansas State	W, 4-2
4/16	Kansas State	W, 7-6
4/17	Kansas State	W, 23-14
4/19	at Kansas	W, 9-1
4/20	at Kansas	W, 5-2
4/22	Kansas	L, 8-9
4/23	Kansas	L, 7-9
4/24	Kansas	L, 2-6
4/27	Missouri	W, 5-1
4/27	Missouri	W, 11-5
5/7	at Oklahoma	L, 1-3
5/7	at Oklahoma	L, 5-7
5/8	at Oklahoma	L, 9-13
5/10	Oklahoma	W, 7-6
5/11	Oklahoma	L, 0-4
5/14	Iowa State	L, 3-7
5/14	Iowa State	L, 0-2
5/15	Iowa State	W, 3-0
5/15	Iowa State	L, 5-9

**BIG EIGHT TOURNAMENT
at Oklahoma City, Okla.**

5/19	Oklahoma	W, 3-2
5/20	Kansas	W, 6-5
5/21	Oklahoma State	L, 5-6
5/22	Oklahoma	L, 4-21

1995

(35-23, 13-14 Big Eight)

2/19	Nebraska-Kearney	W, 9-0
2/24	vs. New Mexico State	L, 4-8
2/24	vs. Southern Utah	W, 10-2
2/25	at San Diego State	W, 6-5
2/25	at San Diego State	L, 1-6
2/26	vs. Oklahoma State	W, 6-5
3/8	at Oklahoma	L, 2-3
3/8	at Oklahoma	L, 5-7
3/11	vs. Baylor	L, 0-1
3/12	George Washington	W, 7-1
3/13	vs. Notre Dame	L, 3-5
3/14	George Washington	W, 8-5
3/16	Nebraska-Omaha	W, 12-6
3/18	vs. Miami (Ohio)	W, 7-4
3/19	vs. New Mexico	W, 16-15
3/19	at New Mexico State	L, 7-15
3/20	vs. Washington	W, 35-15
3/21	at New Mexico State	W, 14-4
3/22	vs. Washington	L, 7-16
3/24	at Kansas State	W, 16-9
3/26	at Kansas State	W, 16-11
3/26	at Kansas State	L, 7-8
3/29	at Missouri	W, 9-2
3/29	at Missouri	L, 1-8
3/31	Missouri	W, 12-2
4/1	Missouri	L, 8-9
4/2	Missouri	W, 17-2
4/4	Kansas	W, 6-5
4/5	Kansas	W, 12-10
4/7	at Oklahoma State	L, 0-9
4/8	at Oklahoma State	L, 18-37
4/9	at Oklahoma State	W, 11-7
4/13	at Creighton	W, 19-4

4/13	Creighton W, 12-6
4/14	Louisville W, 22-10
4/15	Louisville L, 3-9
4/15	Louisville W, 14-10
4/16	Louisville W, 11-2
4/16	Wyoming W, 3-1
4/17	Wyoming W, 4-0
4/19	at Iowa State L, 6-7
4/19	at Iowa State L, 6-12
4/21	Iowa State L, 1-7
4/22	Iowa State L, 4-13
4/23	Iowa State W, 4-0
4/28	at Kansas W, 7-2
4/29	at Kansas W, 17-13
4/30	at Kansas L, 4-11
5/6	Oklahoma State W, 15-5
5/9	Hastings College W, 15-5
5/10	Nebraska-Kearney W, 11-1
5/10	Nebraska-Kearney W, 20-1
5/13	Oklahoma W, 9-8
5/14	Oklahoma L, 9-11
5/15	Oklahoma L, 10-12

**BIG EIGHT TOURNAMENT
at Oklahoma City, Okla.**

5/18	Iowa State L, 5-14
5/19	Kansas W, 15-5
5/20	Oklahoma State L, 7-8

**1996
(27-27-1, 8-17 Big Eight)**

2/2	at New Mexico State W, 23-13
2/3	at New Mexico State W, 15-6
2/3	at New Mexico State L, 9-11
2/15	vs. Texas Tech L, 3-7
2/16	vs. Arizona State L, 2-14
2/17	vs. Northwestern L, 10-13
2/18	vs. Northwestern L, 9-13
2/23	at Oral Roberts W, 7-3
2/24	at Oral Roberts L, 5-10
2/25	at Oral Roberts L, 16-17
3/1	at Oklahoma L, 11-18
3/2	at Oklahoma L, 5-10
3/3	at Oklahoma L, 16-17
3/5	Wyoming W, 4-1
3/5	Wyoming L, 1-8
3/11	vs. Portland State L, 4-6
3/13	vs. St. John's W, 19-6
3/14	at Fresno State L, 1-4
3/15	vs. Creighton T, 6-6
3/16	vs. St. John's W, 11-3
3/20	Iowa State W, 8-0
3/20	Iowa State W, 11-3
3/22	at Missouri L, 6-11
3/23	at Missouri L, 4-8
3/24	at Missouri L, 8-10
3/27	Peru State W, 11-7
3/27	Peru State W, 13-1
3/29	Oklahoma State L, 8-18
4/2	Oklahoma L, 7-24
4/3	Oklahoma W, 8-2
4/5	Oral Roberts W, 9-5
4/6	Oral Roberts W, 7-6
4/7	Oral Roberts W, 10-9
4/9	at Kansas State W, 5-2
4/10	at Kansas State W, 13-6
4/12	Kansas State L, 6-19
4/13	Kansas State W, 14-4
4/16	at Kansas L, 2-3
4/17	at Kansas L, 8-9
4/20	Kansas L, 7-10
4/20	Kansas L, 4-14
4/21	Kansas W, 11-7
4/24	Missouri L, 2-8
4/24	Missouri L, 10-14
4/25	Nebraska-Omaha W, 22-5
4/25	Nebraska-Omaha W, 20-10
5/5	Wayne State W, 8-0
5/5	Wayne State W, 8-1
5/6	Peru State W, 7-1
5/6	Peru State W, 12-3
5/7	Hastings College W, 14-3
5/7	Hastings College W, 18-3
5/11	at Iowa State L, 7-14
5/11	at Iowa State L, 3-6
5/12	at Iowa State W, 8-5

	1997 (27-35, 7-23 Big 12)	
2/1	Wayne State W, 6-5
2/18	Nebraska-Kearney W, 6-1
2/18	Nebraska-Kearney W, 8-6
2/20	vs. Northeastern Illinois W, 10-5
2/21	vs. Creighton W, 3-0
2/22	at Northern Iowa L, 6-19
2/23	vs. Creighton L, 3-6
2/25	vs. Kansas L, 0-3
2/28	at Minnesota L, 6-11
3/1	vs. UCLA L, 9-12
3/2	vs. Washington L, 7-10
3/5	at Kansas L, 3-4
3/5	at Kansas L, 6-11
3/8	Baylor L, 6-7
3/8	Baylor L, 4-13
3/9	Baylor L, 3-12
3/11	at Kansas State L, 9-19
3/11	at Kansas State L, 3-11
3/15	Missouri W, 12-3
3/16	Missouri L, 7-13
3/16	Missouri W, 10-6
3/18	Creighton W, 13-3
3/19	Nebraska-Omaha W, 13-6
3/19	Nebraska-Omaha W, 11-2
3/20	South Dakota W, 22-3
3/20	South Dakota W, 21-6
3/21	South Dakota State W, 3-0
3/24	vs. Wichita State W, 11-9
3/25	vs. Cal State Northridge W, 4-3
3/26	vs. New Mexico L, 5-7
3/27	vs. Washington L, 5-12
3/28	at Hawaii L, 8-10
3/29	vs. Wichita State L, 3-7
3/30	vs. Arizona State W, 5-2
4/4	Kansas State W, 8-7
4/5	Kansas State L, 7-18
4/5	Kansas State W, 12-5
4/11	at Texas A&M L, 5-7
4/12	at Texas A&M L, 2-5
4/13	at Texas A&M L, 0-3
4/15	Hastings College W, 4-0
4/15	Hastings College W, 24-0
4/16	Peru State W, 15-8
4/16	Peru State W, 14-2
4/18	at Oklahoma L, 3-11
4/19	at Oklahoma L, 8-11
4/20	at Oklahoma L, 9-11
4/22	at Texas Tech L, 3-9
4/23	at Texas Tech L, 6-13
4/23	at Texas Tech L, 6-8
4/25	Oklahoma State W, 4-2
4/26	Oklahoma State L, 2-8
4/27	Oklahoma State L, 7-14
4/29	at Creighton W, 4-1
4/30	Nebraska-Omaha L, 13-17
4/30	Nebraska-Omaha W, 21-5
5/2	Texas L, 3-4
5/3	Texas L, 3-4
5/4	Texas W, 25-15
5/10	at Iowa State L, 2-7
5/10	at Iowa State W, 17-3
5/11	at Iowa State L, 13-22

	1998 (24-20, 10-13 Big 12)	
2/15	at Minnesota L, 3-6
2/16	at Minnesota (DH) L, 4-11
2/16	at Minnesota (DH) L, 4-6
2/21	UW-Milwaukee (DH) W, 7-3
2/21	UW-Milwaukee (DH) W, 9-2
2/22	UW-Milwaukee W, 6-2
2/26	vs. E. Kentucky L, 4-7
2/26	vs. Cincinnati W, 12-7
2/27	at Louisville W, 1-0
2/28	vs. Toledo W, 14-2
2/28	at Louisville L, 2-4
3/1	vs. Toledo W, 11-0
3/7	at Baylor L, 3-9
3/23	vs. Lewis-Clark L, 3-9
3/24	vs. Wright State W, 3-2
3/25	vs. Cal Poly SLO W, 7-3
3/26	vs. Hawaii-Hilo W, 6-2
3/27	at Hawaii L, 3-11
3/28	vs. Lewis-Clark W, 9-6
3/29	at Hawaii W, 2-1

4/1	at Missouri (DH) L, 9-21
4/1	at Missouri (DH) L, 8-12
4/4	at Kansas State (DH) L, 5-6
4/4	at Kansas State (DH) W, 4-3
4/5	at Kansas State L, 9-11
4/10	Texas A&M W, 4-3
4/11	Texas A&M (DH) L, 5-13
4/11	Texas A&M (DH) L, 4-9
4/15	Dana College (DH) W, 16-2
4/15	Dana College (DH) W, 15-4
4/17	Oklahoma W, 13-2
4/18	Oklahoma W, 9-6
4/19	Oklahoma W, 13-12
4/21	Texas Tech (DH) L, 5-6
4/21	Texas Tech (DH) W, 2-1
4/22	Texas Tech W, 8-3
4/24	at Oklahoma State L, 0-12
4/25	at Oklahoma State L, 11-13
5/1	at Texas L, 4-7
5/2	at Texas W, 9-4
5/3	at Texas L, 0-8
5/9	Iowa State L, 4-5
5/10	Iowa State W, 13-8
5/11	Iowa State W, 15-8

**1999
(42-18, 16-9 Big 12)
Big 12 Tournament Champions
NCAA Tournament**

2/5	vs. New Mexico State W, 9-6
2/6	vs. Oregon State L, 3-4
2/7	vs. San Diego State L, 11-12
2/12	at Louisiana Tech (DH) W, 16-3
2/12	at Louisiana Tech (DH) W, 14-8
2/13	vs. Lamar L, 8-17
2/14	vs. Lamar L, 7-8
2/19	vs. Nicholls State W, 10-2
2/20	at Rice L, 3-5
2/21	vs. Jacksonville State W, 15-3
2/27	UW-Milwaukee W, 8-7
2/28	UW-Milwaukee (DH) W, 13-4
2/28	UW-Milwaukee (DH) W, 10-5
3/5	at Oklahoma W, 5-4
3/6	at Oklahoma L, 10-12
3/7	at Oklahoma W, 12-3
3/16	Chicago State W, 15-3
3/16	Chicago State W, 50-3
3/17	Chicago State W, 11-7
3/19	at Kansas W, 13-4
3/20	at Kansas W, 18-6
3/21	at Kansas W, 13-8
3/24	Nebraska-Omaha W, 15-2
3/26	Texas W, 11-4
3/27	Texas W, 9-8
3/28	Texas W, 12-8
4/2	at Texas A&M L, 4-14
4/3	at Texas A&M (DH) L, 5-16
4/3	at Texas A&M (DH) L, 2-3
4/7	Creighton W, 5-4
4/9	Oklahoma State L, 2-10
4/10	Oklahoma State W, 15-7
4/11	Oklahoma State W, 6-2
4/13	Nebraska-Omaha W, 8-3
4/13	Nebraska-Kearney W, 15-3
4/17	at Iowa State W, 9-7
4/18	at Iowa State (DH) L, 5-6
4/18	at Iowa State (DH) W, 9-6
4/20	Western Illinois (DH) W, 10-4
4/20	Western Illinois (DH) W, 14-1
4/23	Missouri W, 8-7
4/24	Missouri L, 1-7
4/25	Missouri L, 7-9
4/27	Creighton L, 12-14
4/30	vs. E. Kentucky L, 2-10
5/8	Southern Illinois (DH) W, 10-4
5/8	Southern Illinois (DH) W, 4-3
5/9	Southern Illinois L, 3-5
5/11	Northern Iowa W, 10-7
5/12	at Creighton W, 10-9
5/14	Kansas State W, 5-4
5/15	Kansas State W, 12-4
5/16	Kansas State W, 21-16

**BIG 12 TOURNAMENT
at Oklahoma City, Okla.**

5/19	vs. Oklahoma State W, 5-0
5/20	vs. Oklahoma W, 14-7

5/22	vs. Texas A&M W, 8-7
5/23	vs. Baylor W, 4-3

**NCAA COLUMBUS REGIONAL
Big 12 Tournament Champions
NCAA Tournament**

5/28	vs. Mississippi State L, 14-18
5/29	vs. Bowling Green W, 10-5
5/29	vs. Mississippi State L, 7-13
	2000 (51-17, 21-9 Big 12)	
2/11	vs. Northwestern State L, 6-8
2/12	at Rice L, 1-2
2/13	vs. Arkansas State W, 10-6
2/18	vs. Texas-Arlington W, 3-1
2/19	vs. Washington State W, 12-4
2/20	vs. Arkansas W, 13-2
2/25	at UT-San Antonio L, 3-4
2/26	at UT-San Antonio W, 10-1
2/27	at UT-San Antonio W, 3-2
3/3	at Oklahoma State W, 13-10
3/4	Iowa State L, 2-4
3/5	at Oklahoma State L, 2-8
3/7	Nebraska-Omaha W, 18-2
3/10	at Kansas State L, 3-4
3/11	at Kansas State W, 16-0
3/12	at Kansas State W, 12-4
3/14	at Arkansas W, 10-4
3/15	at Arkansas W, 10-3
3/17	Oklahoma W, 10-1
3/18	Oklahoma W, 12-0
3/19	Oklahoma L, 3-4
3/21	at Creighton W, 9-5
3/24	Texas Tech W, 11-0
3/25	Texas Tech (DH) W, 7-6
3/25	Texas Tech (DH) L, 5-7
3/28	North Dakota State W, 12-2
3/31	at Baylor L, 2-4
4/1	at Baylor L, 2-3
4/2	at Baylor L, 6-7
4/4	NW Missouri State W, 18-6
4/7	Kansas W, 9-3
4/8	Kansas W, 14-2
4/9	Kansas W, 18-11
4/11	Creighton W, 6-3
4/14	at Missouri W, 7-2
4/15	at Missouri W, 15-8
4/16	at Missouri W, 9-5
4/18	Western Illinois W, 16-5
4/19	Western Illinois W, 19-6
4/21	Texas A&M W, 16-2
4/22	Texas A&M (DH) W, 11-3
4/22	Texas A&M (DH) W, 10-3
4/24	UW-Milwaukee (DH) W, 11-0
4/24	UW-Milwaukee (DH) W, 8-5
4/25	UW-Milwaukee L, 7-9
4/28	Iowa State W, 5-0
4/29	Iowa State W, 14-13
4/30	Iowa State W, 12-0
5/6	at Texas W, 4-0
5/7	at Texas L, 6-8
5/8	at Texas W, 2-0
5/9	Northern Iowa W, 9-7
5/10	at Creighton W, 10-2
5/12	Fresno State W, 3-2
5/13	Fresno State L, 1-6
5/14	Fresno State W, 8-0

**BIG 12 TOURNAMENT
at Oklahoma City, Okla.**

5/17	vs. Missouri L, 10-12
5/18	vs. Oklahoma State W, 7-5
5/19	vs. Missouri W, 4-3
5/20	vs. Oklahoma W, 3-1
5/20	vs. Oklahoma W, 6-1
5/21	vs. Baylor W, 11-3

**NCAA MINNEAPOLIS REGIONAL
NCAA STANFORD SUPER REGIONAL**

5/26	vs. Butler W, 2-1
5/28	at Minnesota W, 4-1
5/29	vs. Wichita State W, 8-1
6/2	at Stanford W, 7-3
6/3	at Stanford L, 1-7
6/4	at Stanford L, 3-5



2001
(50-16, 20-8 Big 12)
Big 12 Regular Season Champs
Big 12 Tournament Champions
College World Series

2/9	at Rice.....	L, 2-16
2/10	vs. Lamar.....	W, 10-4
2/11	vs. Georgia Tech.....	L, 8-15
2/16	at New Mexico.....	W, 15-7
2/17	vs. Utah.....	L, 6-7
2/18	vs. UNLV.....	W, 14-0
2/23	vs. Ohio State.....	W, 10-5
2/24	at Louisiana-Lafayette.....	W, 6-3
2/25	vs. Wichita State.....	W, 8-7
3/2	at Texas Tech.....	W, 3-2
3/3	at Texas Tech.....	W, 8-7
3/4	at Texas Tech.....	W, 10-8
3/6	at Southern Utah (DH).....	W, 18-6
3/6	at Southern Utah (DH).....	W, 12-9
3/9	Kansas State.....	W, 9-6
3/13	at Louisiana Tech.....	W, 13-2
3/15	at Northwestern State.....	W, 13-1
3/16	at Centenary (DH).....	W, 17-4
3/16	at Centenary (DH).....	L, 8-9
3/17	at Centenary.....	W, 12-1
3/20	at Wichita State.....	W, 5-6
3/24	Missouri (DH).....	W, 14-4
3/24	Missouri (DH).....	L, 2-6
3/25	Missouri.....	L, 2-3
3/28	UW-Milwaukee (DH).....	W, 16-2
3/28	UW-Milwaukee (DH).....	W, 16-10
3/30	at Oklahoma.....	W, 7-1
3/31	at Oklahoma.....	W, 10-5
4/1	at Oklahoma.....	W, 14-4
4/4	Creighton.....	W, 14-9
4/7	Texas (DH).....	W, 10-8
4/7	Texas (DH).....	W, 5-4
4/8	Texas.....	L, 1-2
4/10	Southern Utah (DH).....	W, 13-3
4/10	Southern Utah (DH).....	W, 5-2
4/13	Baylor.....	W, 6-2
4/14	Baylor.....	W, 6-4
4/15	Baylor.....	W, 10-4
4/17	Texas-San Antonio.....	W, 17-0
4/18	Texas-San Antonio.....	W, 16-6
4/20	at Kansas.....	W, 9-0
4/21	at Kansas.....	W, 5-2
4/22	at Kansas.....	L, 3-12
4/24	Creighton.....	L, 8-11
4/27	at Texas A&M.....	W, 6-4
4/28	at Texas A&M.....	L, 8-11
4/29	at Texas A&M.....	L, 4-5
5/5	Oklahoma State (DH).....	W, 9-7
5/5	Oklahoma State (DH).....	W, 10-8
5/6	Oklahoma State.....	W, 20-2
5/8	Northern Iowa.....	W, 15-6
5/9	at Creighton.....	W, 8-4
5/11	at Iowa State.....	W, 16-8
5/12	at Iowa State.....	L, 5-8
5/13	at Iowa State.....	L, 1-5

BIG 12 TOURNAMENT
at Oklahoma City, Okla.

5/16	vs. Iowa State.....	W, 5-2
5/17	vs. Oklahoma State.....	W, 7-1
5/19	vs. Oklahoma State.....	W, 10-5
5/20	vs. Texas A&M.....	W, 7-4

NCAA LINCOLN REGIONAL

5/25	Northern Iowa.....	W, 16-6
5/26	Rutgers.....	W, 5-4
5/27	Rutgers.....	W, 14-10

NCAA LINCOLN SUPER REGIONAL

6/1	Rice.....	W, 7-0
6/2	Rice.....	W, 9-6

COLLEGE WORLD SERIES

6/8	vs. Cal State Fullerton.....	L, 4-5
6/10	vs. Tulane.....	L, 5-6

2002
(47-21, 16-11 Big 12)
College World Series

2/15	vs. New Mexico.....	W, 3-2 (13)
2/16	at Rice.....	L, 7-8
2/17	vs. Wake Forest.....	L, 8-9

2/22	at McNeese State.....	W, 9-4
2/23	vs. Louisiana-Monroe.....	W, 4-1
2/24	vs. Southern Miss.....	L, 5-6
2/29	at Fresno State.....	W, 7-1
3/1	at Fresno State.....	W, 9-0
3/2	at Fresno State.....	W, 10-6
3/5	Nebraska-Kearney.....	W, 23-1
3/8	at Baylor.....	W, 15-4
3/9	at Baylor.....	L, 1-2
3/10	at Baylor.....	L, 6-9
3/15	Texas A&M.....	W, 6-4
3/16	Texas A&M.....	W, 3-0
3/17	Texas A&M.....	W, 10-0 (8)
3/19	at Minnesota.....	W, 19-6
3/20	at Minnesota.....	L, 3-5
3/22	Texas Tech.....	W, 3-1
3/23	Texas Tech (DH).....	W, 8-3
3/23	Texas Tech (DH).....	L, 3-4
3/26	Western Illinois.....	W, 10-2
3/27	Western Illinois.....	W, 12-5
3/29	at Kansas State.....	L, 8-9
3/30	at Kansas State.....	W, 22-6
3/31	at Kansas State.....	L, 2-3
4/2	UW-Milwaukee.....	W, 10-1
4/3	UW-Milwaukee.....	W, 16-1
4/5	Oklahoma.....	L, 4-5
4/6	Oklahoma.....	W, 7-6
4/7	Oklahoma.....	W, 12-2 (7)
4/9	at Creighton.....	L, 3-8
4/10	Minnesota.....	W, 12-3
4/12	at Missouri.....	L, 6-9
4/13	at Missouri.....	W, 6-3
4/14	at Missouri.....	L, 12-16
4/16	Creighton.....	W, 6-5
4/19	at Oklahoma State.....	W, 5-2
4/20	at Oklahoma State.....	L, 4-8
4/21	at Oklahoma State.....	W, 10-3
4/23	UT-Pan American.....	W, 18-1
4/24	UT-Pan American.....	W, 10-2
4/26	Kansas.....	W, 4-0
4/28	Kansas (DH).....	L, 3-14
4/28	Kansas (DH).....	W, 9-1
4/30	Wichita State.....	L, 4-9
5/3	at Texas.....	W, 8-3
5/4	at Texas.....	L, 2-3
5/5	at Texas.....	W, 7-5
5/10	Cal Poly.....	W, 4-3
5/11	Cal Poly.....	W, 7-3
5/12	Cal Poly.....	W, 5-2
5/15	vs. Creighton.....	W, 9-1
5/17	Louisiana Tech.....	W, 12-2
5/18	Louisiana Tech.....	W, 7-1
5/19	Louisiana Tech.....	W, 5-1

BIG 12 TOURNAMENT
at Arlington, Texas

5/22	vs. Baylor.....	W, 11-9
5/23	vs. Texas Tech.....	W, 12-8
5/25	vs. Kansas State.....	W, 8-7
5/23	vs. Texas.....	L, 6-9 (10)

NCAA LINCOLN REGIONAL

5/31	UW-Milwaukee.....	W, 7-2
6/1	Marist.....	W, 9-1
6/2	Southwest Missouri St.....	W, 14-3

NCAA LINCOLN SUPER REGIONAL

6/7	Richmond.....	W, 2-0
6/8	Richmond.....	L, 2-6
6/9	Richmond.....	W, 11-6

COLLEGE WORLD SERIES

6/14	vs. Clemson.....	L, 10-11
6/16	vs. South Carolina.....	L, 8-10

2003

(47-18, 20-7 Big 12)
Big 12 Regular Season Champs
NCAA Tournament

2/14	vs. SW Texas State.....	W, 9-6
2/15	vs. UT-Pan American.....	W, 9-1
2/16	vs. California.....	L, 7-8
2/22	at Louisiana Tech (DH).....	L, 5-6
2/22	at Louisiana Tech (DH).....	W, 14-3
2/23	at Louisiana Tech.....	W, 13-8
2/28	vs. Notre Dame.....	W, 7-1
3/1	vs. Wake Forest.....	W, 6-0

3/2	at Minnesota.....	W, 15-2
3/7	UW-Milwaukee (DH).....	W, 8-0
3/7	UW-Milwaukee (DH).....	W, 9-6
3/11	Nebraska-Kearney.....	W, 12-2
3/14	at Texas A&M.....	W, 3-2
3/15	at Texas A&M.....	L, 1-5
3/16	at Texas A&M.....	L, 3-6
3/18	at Rice.....	L, 1-4
3/19	at Sam Houston State.....	L, 3-10
3/21	Kansas State.....	W, 12-3
3/22	Kansas State.....	W, 10-4
3/23	Kansas State.....	W, 11-9
3/25	Cal Poly.....	W, 8-3
3/26	Cal Poly.....	W, 6-0
3/28	at Oklahoma.....	W, 5-1
3/29	at Oklahoma.....	W, 8-6
3/30	at Oklahoma.....	W, 5-2
4/1	Western Illinois.....	W, 16-2
4/2	Western Illinois.....	W, 5-3
4/4	at Kansas.....	W, 16-7
4/5	at Kansas (DH).....	L, 4-5
4/5	at Kansas (DH).....	W, 13-0 (7)
4/8	at Wichita State.....	L, 5-7
4/11	Missouri.....	L, 3-4
4/12	Missouri.....	W, 11-9 (10)
4/13	Missouri.....	W, 7-6
4/15	McNeese State.....	W, 11-1
4/16	McNeese State.....	W, 8-5
4/18	Texas.....	W, 3-2
4/19	Texas.....	W, 6-4
4/20	Texas.....	L, 4-10
4/22	Creighton.....	W, 8-7
4/23	South Dakota.....	W, 9-1
4/25	at Texas Tech.....	L, 9-16
4/26	at Texas Tech.....	W, 6-3
4/27	at Texas Tech.....	W, 8-4
4/29	Creighton.....	W, 8-0
4/30	Minnesota.....	W, 9-2
5/2	Louisiana-Lafayette.....	L, 2-4
5/3	Louisiana-Lafayette.....	W, 6-2
5/4	Louisiana-Lafayette.....	L, 2-8
5/11	Oklahoma State (DH).....	W, 8-7
5/11	Oklahoma State (DH).....	W, 5-2
5/12	Oklahoma State.....	W, 9-1
5/13	vs. Creighton.....	W, 9-5
5/16	Baylor.....	W, 6-2
5/17	Baylor.....	L, 1-7
5/18	Baylor.....	W, 7-6

BIG 12 TOURNAMENT
at Oklahoma City, Okla.

5/21	vs. Kansas.....	W, 9-4
5/22	vs. Baylor.....	W, 9-5
5/22	vs. Baylor.....	L, 5-7 (14)
5/22	vs. Baylor.....	L, 2-6

NCAA LINCOLN REGIONAL

5/29	Eastern Michigan.....	W, 16-11
5/30	Southwest Missouri State.....	L, 2-4
5/30	Eastern Michigan.....	W, 18-2
6/1	Southwest Missouri State.....	W, 9-5
6/1	Southwest Missouri State.....	L, 0-7

2004

(36-23, 11-16 Big 12)

2/20	vs. Northwestern.....	W, 19-3
2/21	at New Mexico.....	W, 12-8
2/22	vs. Kent State.....	W, 22-9
2/27	vs. Northwestern State.....	W, 8-4
2/28	at Rice.....	L, 2-4
2/29	vs. North Carolina.....	W, 10-4
3/5	vs. Florida State.....	L, 3-5
3/6	at Minnesota.....	L, 1-3
3/7	vs. West Virginia.....	W, 13-6
3/12	vs. San Diego.....	W, 5-4 (12)
3/13	vs. UCLA.....	L, 2-4
3/14	vs. San Diego State.....	W, 6-2
3/17	Western Illinois (DH).....	W, 5-3
3/17	Western Illinois (DH).....	W, 8-0
3/19	Boston College.....	W, 10-1
3/20	Boston College.....	W, 3-2 (10)
3/21	Boston College.....	W, 10-1
3/23	at Creighton.....	W, 7-3
3/26	Kansas.....	W, 3-2
3/28	Kansas (DH).....	L, 9-12
3/28	Kansas (DH).....	W, 13-3 (7)
3/30	UW-Milwaukee.....	W, 10-0

3/31	UW-Milwaukee.....	W, 9-0
4/2	at Kansas State.....	W, 8-0
4/3	at Kansas State.....	W, 4-0
4/4	at Kansas State.....	W, 9-5
4/5	New Mexico.....	W, 7-3
4/6	New Mexico.....	W, 14-7
4/9	Texas Tech.....	W, 3-1
4/10	Texas Tech.....	L, 7-10
4/11	Texas Tech.....	L, 3-10
4/13	Wichita State.....	W, 7-4
4/16	at Missouri.....	L, 2-3
4/17	at Missouri.....	L, 11-16
4/18	at Missouri.....	W, 11-10
4/20	Creighton.....	L, 4-6
4/23	at Texas.....	L, 2-8
4/24	at Texas.....	L, 2-4
4/25	at Texas.....	W, 4-3
4/27	Northern Colorado.....	W, 4-3
4/28	Northern Colorado.....	W, 13-7
4/30	Texas A&M.....	W, 4-1
5/1	Texas A&M.....	L, 2-4
5/2	Texas A&M.....	L, 6-7
5/8	at Oklahoma State.....	L, 4-7
5/9	at Oklahoma State.....	L, 2-6
5/10	at Oklahoma State.....	W, 9-1
5/11	Northern Iowa.....	W, 15-6
5/12	Northern Iowa.....	W, 5-2
5/14	at Baylor.....	L, 1-2
5/15	at Baylor.....	L, 2-3
5/16	at Baylor.....	L, 4-9
5/18	vs. Creighton.....	W, 12-1
5/21	Oklahoma.....	L, 4-6
5/22	Oklahoma.....	W, 1-0 (11)
5/23	Oklahoma.....	L, 1-2

BIG 12 TOURNAMENT
at Arlington, Texas

5/26	vs. Texas.....	W, 5-3
5/28	vs. Oklahoma State.....	L, 1-7
5/28	vs. Texas.....	L, 5-6

2005

(57-15, 19-8 Big 12)
Big 12 Regular Season Champs
Big 12 Tournament Champions
College World Series

2/17	at Hawaii-Hilo.....	W, 12-4
2/18	at Hawaii-Hilo (DH).....	W, 2-1
2/18	at Hawaii-Hilo (DH).....	W, 5-1
2/19	at Hawaii-Hilo.....	W, 6-3
2/20	at Hawaii-Hilo.....	W, 8-1
2/25	vs. New Mexico.....	W, 12-0
2/27	at Rice.....	W, 6-3
3/4	vs. Rice.....	W, 4-3
3/5	vs. Texas State.....	L, 1-2
3/6	vs. USC.....	L, 4-5
3/11	South Dakota State.....	W, 7-2
3/12	South Dakota State (DH).....	W, 15-7
3/12	South Dakota State (DH).....	W, 15-3
3/13	South Dakota State.....	W, 17-4
3/15	Northern Colorado.....	W, 15-4
3/16	Northern Colorado.....	W, 5-2
3/17	Northern Colorado.....	W, 10-2
3/18	Seton Hall.....	W, 6-2
3/19	Seton Hall.....	W, 11-2
3/20	Seton Hall.....	W, 10-3
3/23	Western Illinois.....	W, 6-3
3/26	at Kansas (DH).....	L, 6-7
3/26	at Kansas (DH).....	W, 9-3
3/27	at Kansas.....	W, 9-4
3/29	Creighton.....	W, 10-2
4/1	Oklahoma State.....	W, 8-4
4/2	Oklahoma State.....	W, 6-0
4/3	Oklahoma State.....	W, 10-0
4/5	vs. Creighton.....	L, 3-4
4/6	Iowa.....	W, 6-1
4/8	Texas.....	W, 4-3 (16)
4/9	Texas.....	L, 4-11
4/10	Texas.....	L, 5-6 (8)
4/13	North Dakota State.....	W, 12-1
4/13	North Dakota State.....	W, 10-0
4/15	at Texas A&M.....	W, 2-1
4/16	at Texas A&M.....	L, 4-5
4/17	at Texas A&M.....	W, 6-4
4/20	vs. Northern Iowa.....	W, 7-4
4/22	Baylor.....	W, 8-4
4/23	Baylor.....	W, 1-4



4/24	Baylor.....	W, 4-3
4/27	at Wichita State.....	W, 4-2
4/28	at Oklahoma.....	L, 1-5
4/29	at Oklahoma.....	W, 8-1
4/30	at Oklahoma.....	W, 7-1
5/6	Missouri.....	L, 1-2
5/7	Missouri.....	W, 7-5
5/8	Missouri.....	W, 6-5
5/10	vs. Creighton.....	L, 3-5
5/13	at Texas Tech.....	W, 9-4
5/14	at Texas Tech.....	W, 6-1
5/15	at Texas Tech.....	L, 6-7
5/17	Northern Illinois.....	W, 10-2
5/18	Northern Illinois.....	W, 3-2
5/20	Kansas State.....	W, 5-4
5/21	Kansas State.....	W, 10-6
5/22	Kansas State.....	W, 3-1

**BIG 12 TOURNAMENT
at Oklahoma City, Okla.**

5/25	vs. Texas Tech.....	L, 2-5
5/26	vs. Oklahoma.....	W, 6-3
5/27	vs. Texas Tech.....	W, 2-1
5/28	vs. Missouri.....	W, 5-4
5/28	vs. Missouri.....	W, 17-9
5/29	vs. Baylor.....	W, 1-0

NCAA LINCOLN REGIONAL

6/3	Illinois-Chicago.....	W, 8-6
6/4	Creighton.....	W, 10-8
6/5	Creighton.....	W, 10-2

NCAA LINCOLN SUPER REGIONAL

6/10	Miami.....	W, 3-1
6/11	Miami.....	W, 6-3

COLLEGE WORLD SERIES

6/17	vs. Arizona State.....	W, 5-3
6/19	vs. Florida.....	L, 4-7
6/21	vs. Arizona State.....	L, 7-8 (11)

**2006
(42-17, 17-10 Big 12)
NCAA Tournament**

2/16	at Charleston Southern.....	W, 11-1
2/17	vs. NC State.....	W, 4-3
2/18	at The Citadel.....	L, 5-8
2/19	vs. Richmond.....	W, 5-4 (12)
2/24	vs. Texas State.....	W, 10-3
2/25	at Rice.....	L, 2-3
2/26	vs. St. John's.....	W, 12-4
3/3	vs. Notre Dame.....	W, 11-1
3/4	vs. Arizona.....	W, 3-1
3/5	at Minnesota.....	W, 4-1
3/10	Alabama.....	W, 2-1 (11)
3/11	Alabama.....	W, 5-1
3/12	Alabama.....	W, 6-2
3/14	Illinois State.....	W, 10-7
3/15	Illinois State.....	W, 12-6
3/17	South Dakota St. (DH).....	W, 10-0 (7)
3/17	South Dakota St. (DH).....	W, 3-0 (7)
3/25	Kansas (DH).....	W, 9-2
3/25	Kansas (DH).....	W, 4-1
3/26	Kansas.....	L, 6-7
3/28	Northern Colorado.....	L, 2-5
3/29	Northern Colorado.....	W, 9-1
3/31	at Kansas State.....	L, 5-11
4/1	at Kansas State.....	W, 5-4
4/2	at Kansas State.....	W, 12-2 (8)
4/4	at Creighton.....	W, 6-4
4/7	at Missouri.....	W, 6-3
4/8	at Missouri.....	W, 5-2 (13)
4/9	at Missouri.....	W, 13-7
4/11	at Iowa.....	W, 16-14 (13)
4/13	Texas A&M.....	W, 5-4
4/14	Texas A&M.....	W, 4-3
4/15	Texas A&M.....	W, 6-0
4/18	Creighton.....	W, 4-2
4/19	Nebraska-Kearney.....	W, 15-2
4/21	at Texas.....	L, 2-6
4/22	at Texas.....	W, 7-5
4/23	at Texas.....	W, 6-0
4/25	Wichita State.....	W, 11-0
4/29	Texas Tech (DH).....	W, 4-3 (11)
4/29	Texas Tech (DH).....	W, 14-4 (7)
4/30	Texas Tech.....	W, 14-4 (8)
5/6	at Oklahoma State.....	L, 4-5

5/7	at Oklahoma State.....	L, 6-7
5/8	at Oklahoma State.....	W, 10-6
5/10	Northern Iowa.....	L, 1-5
5/12	at Baylor.....	L, 5-6
5/13	at Baylor.....	L, 1-4
5/14	at Baylor.....	L, 2-12 (7)
5/16	at Creighton.....	W, 4-1
5/19	Oklahoma.....	L, 2-3
5/20	Oklahoma.....	W, 10-4
5/21	Oklahoma.....	L, 2-6

**BIG 12 TOURNAMENT
at Oklahoma City, Okla.**

5/24	vs. Baylor.....	W, 3-2
5/25	vs. Texas Tech.....	W, 6-4
5/27	vs. Texas.....	W, 6-5
5/28	vs. Kansas.....	L, 7-9

NCAA LINCOLN REGIONAL

6/2	Manhattan.....	L, 1-4
6/3	San Francisco.....	L, 1-5

**2007
(32-27, 14-13 Big 12)
NCAA Tournament**

2/16	vs. New Mexico (DH).....	W, 6-2
2/16	vs. New Mexico (DH).....	L, 2-6
2/17	at Texas-Arlington.....	W, 5-4
2/18	vs. Illinois State.....	W, 7-3
2/23	vs. TAMU-Corpus Christi.....	W, 9-1
2/24	at Rice.....	L, 5-9
2/25	vs. Florida Atlantic.....	W, 8-7
3/4	vs. Iowa.....	L, 8-12 (8)
3/4	vs. Notre Dame.....	L, 6-16 (7)
3/5	at Stetson.....	W, 6-2
3/9	at Alabama.....	L, 0-8
3/10	at Alabama.....	W, 4-3
3/11	at Alabama.....	W, 6-5
3/13	Wayne State.....	W, 6-1
3/15	at Texas Tech.....	L, 6-7 (11)
3/16	at Texas Tech.....	W, 13-1
3/17	at Texas Tech.....	L, 8-9
3/20	Western Illinois.....	W, 3-2
3/21	Western Illinois.....	W, 8-0
3/23	Missouri.....	L, 1-5 (11)
3/24	Missouri.....	L, 3-4
3/25	Missouri.....	W, 16-1
3/27	Northern Colorado.....	W, 5-3
3/28	Northern Colorado.....	W, 4-1
3/30	at Texas A&M.....	W, 11-4
3/31	at Texas A&M.....	L, 5-8
4/1	at Texas A&M.....	L, 7-8
4/3	at Creighton.....	W, 12-10
4/6	Oklahoma State.....	W, 5-2
4/7	Oklahoma State.....	W, 9-2
4/8	Oklahoma State.....	L, 5-7
4/10	Iowa.....	W, 7-6
4/11	at Wichita State.....	L, 3-5
4/13	at Oklahoma.....	L, 0-3
4/14	at Oklahoma.....	W, 6-4
4/15	at Oklahoma.....	W, 12-5
4/17	Creighton.....	L, 1-2
4/20	Texas.....	W, 7-0
4/21	Texas.....	L, 4-8
4/22	Texas.....	L, 2-6
4/27	Kansas State.....	W, 4-3
4/28	Kansas State.....	W, 6-3
4/29	Kansas State.....	L, 2-8 (10)
5/4	Coastal Carolina.....	L, 3-8
5/5	Coastal Carolina.....	L, 4-5
5/11	Baylor.....	L, 2-9
5/12	Baylor.....	W, 10-4
5/13	Baylor.....	W, 6-4
5/15	vs. Creighton.....	L, 2-9
5/18	at Kansas.....	L, 5-10
5/19	at Kansas.....	W, 11-9
5/20	at Kansas.....	W, 4-2

**BIG 12 TOURNAMENT
at Oklahoma City, Okla.**

5/23	vs. Texas A&M.....	W, 5-3
5/24	vs. Kansas State.....	L, 1-5
5/26	vs. Texas.....	L, 4-5

NCAA TEMPE REGIONAL

6/1	vs. UC Riverside.....	L, 5-10
6/2	vs. Monmouth.....	W, 6-5

6/3	vs. UC Riverside.....	W, 11-1
6/3	at Arizona State.....	L, 7-19

**2008
(41-16-1, 17-9-1 Big 12)
NCAA Tournament**

2/22	at Stanford (DH).....	L, 7-17
2/22	at Stanford (DH).....	W, 9-2
2/23	at Stanford.....	L, 2-4
2/29	UC Riverside.....	W, 3-2
3/1	UC Riverside (DH).....	W, 10-4
3/1	UC Riverside (DH).....	W, 5-2
3/2	UC Riverside.....	W, 13-1 (7)
3/4	Nebraska-Kearney.....	W, 11-2
3/8	Northern Colorado.....	W, 12-2
3/9	Northern Colorado (DH).....	W, 3-2
3/9	Northern Colorado (DH).....	W, 8-5
3/10	Northern Colorado.....	W, 7-0
3/11	South Dakota State.....	W, 7-3
3/14	at Kansas State.....	W, 2-1
3/15	at Kansas State.....	W, 11-4
3/16	at Kansas State.....	W, 5-3 (10)
3/18	Arkansas.....	W, 6-1
3/19	Arkansas.....	L, 4-9
3/21	Oklahoma.....	W, 4-2
3/22	Oklahoma.....	W, 4-3
3/23	Oklahoma.....	T, 8-8 (10)
3/25	Northern Colorado.....	W, 10-0
3/26	Northern Colorado.....	W, 9-4
3/28	at Texas.....	W, 14-4
3/29	at Texas.....	W, 2-0
3/30	at Texas.....	L, 3-12
4/4	Texas Tech.....	W, 6-2
4/5	Texas Tech.....	W, 5-2
4/6	Texas Tech.....	W, 5-3
4/11	at Oklahoma State.....	L, 0-1
4/12	at Oklahoma State.....	L, 2-19
4/13	at Oklahoma State.....	W, 14-5
4/15	Wichita State.....	W, 3-0
4/18	Kansas.....	W, 7-6
4/19	Kansas.....	W, 8-6
4/20	Kansas.....	L, 3-6
4/22	Creighton.....	W, 4-3
4/23	at Creighton.....	W, 16-7
4/26	at Baylor (DH).....	W, 6-4 (10)
4/26	at Baylor (DH).....	W, 14-1 (7)
4/27	at Baylor.....	L, 3-8
4/29	Western Illinois.....	W, 6-4
4/30	Western Illinois.....	W, 6-1
5/3	UL-Lafayette (DH).....	W, 4-3
5/3	UL-Lafayette (DH).....	W, 4-3 (14)
5/9	Texas A&M.....	L, 3-6 (16)
5/11	Texas A&M (DH).....	W, 9-8
5/11	Texas A&M (DH).....	W, 13-10
5/13	vs. Creighton.....	W, 8-1
5/16	at Missouri.....	L, 1-8
5/17	at Missouri.....	L, 9-22
5/18	at Missouri.....	L, 3-7

**BIG 12 TOURNAMENT
at Oklahoma City, Okla.**

5/21	vs. Baylor.....	L, 4-10
5/23	vs. Kansas State.....	W, 5-2
5/24	vs. Oklahoma State.....	L, 5-11

NCAA LINCOLN REGIONAL

5/30	vs. Eastern Illinois.....	W, 13-10
5/31	vs. UC Irvine.....	L, 2-3
6/1	vs. Oral Roberts.....	L, 0-8

**2009
(25-28-1, 8-19 Big 12)**

2/20	at UL-Lafayette.....	W, 4-3 (15)
2/21	at UL-Lafayette (DH).....	L, 1-2
2/21	at UL-Lafayette (DH).....	W, 9-8
2/22	at UL-Lafayette.....	T, 5-5 (10)
2/25	North Dakota.....	W, 10-6
2/27	vs. Missouri State.....	W, 14-12
2/28	vs. St. Mary's.....	L, 5-7 (10)
2/28	at Sam Houston State.....	W, 8-1
3/1	vs. Missouri State.....	L, 2-3
3/4	South Dakota State.....	W, 11-2
3/6	Cal St. Northridge.....	W, 9-3
3/7	Cal St. Northridge (DH).....	W, 11-5
3/7	Cal St. Northridge (DH).....	W, 12-6
3/8	Cal St. Northridge.....	W, 8-2
3/14	at Texas Tech (DH).....	L, 8-16

3/14	at Texas Tech (DH).....	W, 10-1
3/15	at Texas Tech.....	L, 3-10
3/17	at Arkansas.....	L, 3-7
3/18	at Arkansas.....	W, 7-3
3/20	Oklahoma State.....	W, 11-4
3/21	Oklahoma State.....	W, 12-4
3/22	Oklahoma State.....	L, 3-6
3/24	Northern Colorado.....	W, 14-13
3/25	Northern Colorado.....	L, 7-10
3/29	at Oklahoma (DH).....	L, 12-9
3/29	at Oklahoma (DH).....	W, 11-9
3/30	at Oklahoma.....	L, 6-16 (8)
3/31	at Wichita State.....	L, 7-9
4/3	Kansas State (DH).....	L, 1-15
4/3	Kansas State (DH).....	L, 3-9
4/4	Kansas State.....	L, 3-5
4/7	Creighton.....	L, 0-15
4/10	Texas (DH).....	L, 5-7
4/10	Texas (DH).....	L, 7-11
4/11	Texas.....	L, 2-9
4/14	Iowa.....	W, 8-5
4/17	at Texas A&M.....	L, 2-8
4/18	at Texas A&M.....	L, 1-10
4/19	at Texas A&M.....	L, 1-10
4/21	at Creighton.....	W, 4-3 (12)
4/24	at Kansas.....	W, 11-4
4/26	at Kansas (DH).....	L, 2-8
4/26	at Kansas (DH).....	L, 4-9
4/28	New Mexico.....	W, 4-2
4/29	New Mexico.....	W, 9-5
5/1	Missouri.....	L, 4-8
5/2	Missouri.....	L, 3-6
5/3	Missouri.....	L, 9-12
5/8	Cal State Bakersfield.....	W, 9-6
5/9	Cal State Bakersfield.....	L, 8-10
5/10	Cal State Bakersfield.....	L, 7-8
5/15	Baylor.....	W, 10-4
5/16	Baylor.....	W, 5-0
5/17	Baylor.....	W, 9-4

**2010
(27-27, 10-17 Big 12)**

2/19	at Fresno State.....	L, 5-7
2/20	at Fresno State.....	L, 2-8
2/21	at Fresno State.....	L, 9-10 (11)
2/22	at Fresno State.....	W, 4-1
2/26	vs. TAMU-Corpus Christi.....	W, 21-9
2/27	at Rice.....	L, 3-4
2/28	vs. Elon.....	W, 5-3
3/5	at UCLA (DH).....	L, 1-13
3/5	at UCLA (DH).....	L, 3-5
3/6	at UCLA.....	L, 4-5
3/10	Nebraska-Kearney.....	W, 8-1
3/13	Houston Baptist (DH).....	W, 10-2
3/13	Houston Baptist (DH).....	W, 8-0
3/14	Houston Baptist.....	W, 13-4
3/16	South Dakota State.....	W, 12-6
3/19	at Texas.....	L, 5-6
3/20	at Texas.....	W, 5-3
3/21	at Texas.....	L, 3-13 (8)
3/23	Northern Colorado.....	W, 15-5
3/24	Northern Colorado.....	W, 15-2
3/26	Oklahoma.....	L, 2-10
3/27	Oklahoma.....	L, 1-4
3/28	Oklahoma.....	W, 10-0 (7)
3/30	North Dakota.....	W, 11-10
3/31	North Dakota.....	W, 10-4
4/2	at Oklahoma State.....	L, 2-8
4/3	at Oklahoma State.....	W, 9-2
4/4	at Oklahoma State.....	L, 9-11
4/6	Creighton.....	L, 5-13
4/9	at Kansas State.....	W, 5-3
4/10	at Kansas State.....	L, 5-13
4/11	at Kansas State.....	L, 3-8
4/13	Wichita State.....	W, 14-0
4/16	Kansas.....	W, 11-7
4/17	Kansas.....	L, 4-7
4/18	Kansas.....	L, 1-6
4/20	at Creighton.....	L, 5-8
4/23	at Baylor.....	L, 6-7
4/24	at Baylor.....	W, 6-2
4/25	at Baylor.....	L, 1-4
4/27	at Iowa.....	L, 2-5
4/30	Texas A&M.....	L, 1-6
5/1	Texas A&M.....	L, 5-10
5/2	Texas A&M.....	W, 1-0
5/7	Southeast Missouri State.....	W, 6-2



5/8	Southeast Missouri State	W, 20-6
5/9	Southeast Missouri State	W, 10-3
5/14	at Missouri	L, 0-2
5/15	at Missouri	L, 7-12
5/16	at Missouri	L, 5-6
5/18	vs. Creighton	W, 21-5
5/21	Texas Tech	W, 9-3
5/22	Texas Tech	W, 8-6
5/23	Texas Tech	W, 8-7

**2011
(30-25, 9-17 Big 12)**

2/18	at Texas State	L, 2-7
2/19	vs. Air Force	W, 8-1
2/19	vs. Washington	W, 10-3
2/20	vs. Missouri State	W, 16-4
2/25	vs. Northern Colorado	W, 12-8
2/26	vs. Northern Colorado	W, 3-0
2/26	at Sam Houston State	L, 1-7
2/27	at Sam Houston State	L, 9-10
3/2	Nebraska-Kearney	W, 13-1
3/4	UCLA	L, 0-1 (11)
3/5	UCLA	W, 2-1 (12)
3/6	UCLA	W, 5-4 (11)
3/11	Fresno State	L, 5-8
3/12	Fresno State	L, 0-1
3/13	Fresno State	W, 5-4
3/15	South Dakota State	W, 8-3
3/16	at Kansas State	L, 5-6
3/18	North Dakota	W, 10-1
3/19	North Dakota (DH)	W, 6-0
3/19	North Dakota (DH)	W, 10-4
3/20	North Dakota	W, 8-6
3/22	Northern Colorado	W, 5-4
3/23	Northern Colorado	W, 13-2
3/25	at Texas Tech	W, 15-5
3/26	at Texas Tech	L, 8-10
3/27	at Texas Tech	L, 0-3
3/30	Doane	W, 6-1
4/1	Oklahoma State	L, 7-12
4/2	Oklahoma State	L, 0-10
4/3	Oklahoma State	W, 6-4
4/5	Creighton	W, 8-5
4/8	at Kansas	L, 4-5
4/9	at Kansas	W, 4-2
4/10	at Kansas	L, 5-11
4/12	at Wichita State	W, 5-4
4/16	Kansas State	W, 3-2
4/17	Kansas State	L, 2-3
4/18	Kansas State	W, 5-4
4/19	at Creighton	W, 2-1
4/22	at Oklahoma	L, 2-9
4/23	at Oklahoma	L, 1-4
4/26	Iowa	W, 7-3
4/29	Baylor	L, 2-6
4/30	Baylor	W, 6-2
5/1	Baylor	L, 0-1
5/6	Texas	L, 3-5
5/7	Texas	L, 6-16
5/8	Texas	W, 6-3
5/10	at Creighton	L, 8-9
5/13	at Texas A&M	L, 3-7
5/14	at Texas A&M	L, 2-5
5/15	at Texas A&M	L, 1-5
5/19	Missouri	L, 5-10
5/21	Missouri (DH)	W, 8-5
5/21	Missouri (DH)	W, 4-3

**2012
(35-23, 14-10 Big Ten)**

2/17	vs. Gonzaga	L, 4-7
2/18	vs. Gonzaga	L, 8-10
2/19	vs. Gonzaga	L, 4-5
2/24	vs. Utah	W, 5-2
2/25	vs. Utah	W, 15-0
2/25	at TAMU-Corpus Christi	W, 7-1
2/26	vs. UNLV	W, 8-7
3/2	vs. West Virginia	L, 1-4
3/3	vs. New Mexico State	W, 6-4
3/4	at Minnesota	W, 10-3
3/6	Kansas State	W, 9-6
3/7	Nebraska-Kearney	W, 4-1
3/9	California	L, 8-11 (11)
3/10	California	W, 12-5
3/11	California	L, 0-4
3/12	California	W, 9-5
3/13	South Dakota State	W, 12-3

3/15	Louisiana Tech	W, 9-2
3/16	Louisiana Tech	W, 22-3
3/17	Louisiana Tech	W, 11-4
3/18	Louisiana Tech	L, 5-6
3/20	Northern Colorado	W, 12-3
3/21	Northern Colorado	L, 4-6
3/23	Illinois	L, 3-11
3/24	Illinois	W, 18-5
3/25	Illinois	W, 13-3
3/27	Kansas State	W, 6-3
3/30	at Northwestern	W, 7-4
3/31	at Northwestern	L, 4-8
4/1	at Northwestern	L, 1-6
4/3	at Kansas State	W, 6-0
4/6	Iowa	L, 3-4
4/7	Iowa	W, 9-4
4/8	Iowa	W, 9-8
4/10	Creighton	W, 5-3
4/13	at Ohio State	L, 2-10
4/15	at Ohio State (DH)	W, 5-4
4/15	at Ohio State (DH)	W, 17-9
4/20	Purdue	L, 5-8
4/21	Purdue	W, 8-3
4/22	Purdue	L, 3-8
4/24	at Creighton	W, 4-1
4/28	CSU Bakersfield (DH)	W, 3-2 (11)
4/28	CSU Bakersfield (DH)	L, 2-10
5/5	at Indiana	W, 13-2
5/6	at Indiana (DH)	L, 5-7
5/6	at Indiana (DH)	L, 6-9
5/8	at Creighton	L, 1-8
5/11	Minnesota	W, 4-3
5/12	Minnesota	W, 8-7
5/13	Minnesota	W, 6-5
5/15	Wichita State	L, 2-13
5/17	at Michigan	W, 15-2
5/18	at Michigan	L, 5-6
5/19	at Michigan	W, 7-3

**BIG TEN TOURNAMENT
at Columbus, Ohio**

5/23	vs. Michigan State	L, 9-10
5/24	vs. Penn State	W, 12-3
5/25	vs. Ohio State	L, 2-6

**2013
(29-30, 15-9 Big Ten)**

2/15	at CSU Bakersfield	L, 4-9
2/16	at Cal State Fullerton (DH)	L, 5-10
2/16	at Cal State Fullerton (DH)	L, 0-9
2/17	at USC	L, 3-4
2/22	at Texas	L, 2-8
2/23	at Texas	L, 3-4
2/24	at Texas	L, 0-2
3/2	New Mexico	W, 8-5
3/3	New Mexico	W, 3-0
3/6	Northern Colorado (DH)	W, 10-5
3/6	Northern Colorado (DH)	W, 5-1
3/8	at Louisiana Tech	L, 0-5
3/9	at Louisiana Tech (DH)	L, 1-2
3/9	at Louisiana Tech (DH)	W, 3-2
3/15	at UC Irvine	L, 1-2
3/16	at UC Irvine	W, 4-1
3/17	at UC Irvine	L, 0-2
3/19	at Cal State Fullerton	L, 7-8 (11)
3/20	at Cal State Fullerton	L, 4-10
3/22	at Illinois	W, 9-5
3/23	at Illinois (DH)	L, 7-8
3/23	at Illinois (DH)	W, 6-4
3/26	at Kansas State	L, 8-10
3/29	Northwestern	W, 10-9 (16)
3/30	Northwestern	W, 8-5
3/31	Northwestern	W, 8-6
4/2	at Kansas State	L, 1-9
4/5	at Iowa	W, 12-5
4/6	at Iowa	W, 12-8
4/7	at Iowa	L, 5-6
4/12	Ohio State	W, 11-2
4/13	Ohio State	L, 5-6 (11)
4/14	Ohio State	L, 4-7
4/16	Arkansas (DH)	W, 3-0
4/16	Arkansas (DH)	W, 4-2
4/20	at Purdue (DH)	W, 10-2
4/20	at Purdue (DH)	W, 10-4
4/21	at Purdue	W, 12-2
4/24	Kansas State	L, 10-13
4/26	at Creighton	L, 3-5

4/27	vs. Oklahoma St. (DH)	L, 3-5 (10)
4/27	vs. Oklahoma St. (DH)	L, 0-4
4/28	vs. Rutgers	W, 3-1
5/4	Indiana	L, 6-8
5/5	Indiana	W, 3-2
5/6	Indiana	L, 2-10
5/10	at Minnesota	W, 6-0
5/11	at Minnesota	L, 3-4
5/12	at Minnesota	W, 8-0
5/14	at Creighton	W, 12-9
5/16	Michigan	L, 5-7
5/17	Michigan	W, 9-6
5/18	Michigan	L, 9-19

**BIG TEN TOURNAMENT
at Minneapolis, Minn.**

5/22	vs. Michigan	W, 11-2
5/23	vs. Ohio State	L, 2-3
5/24	vs. Minnesota	W, 7-4
5/25	vs. Ohio State	W, 5-0
5/25	vs. Indiana	W, 7-6 (11)
5/26	vs. Indiana	L, 3-4

**2014
(41-21, 18-6 Big Ten)
NCAA Tournament**

2/14	vs. Pacific	W, 5-3
2/15	vs. Oregon State	L, 7-15
2/15	vs. Gonzaga	W, 7-4
2/16	vs. Gonzaga	L, 3-5
2/21	vs. Oregon State	W, 9-2
2/22	vs. Washington	W, 13-3
2/23	vs. Utah	L, 3-4
2/28	at The Citadel	L, 3-6
3/1	at The Citadel	L, 8-12
3/2	at The Citadel	W, 4-0
3/7	St. John's	W, 12-4
3/8	St. John's	W, 7-6
3/9	St. John's	W, 14-7
3/11	Northern Colorado	W, 10-2
3/12	Northern Colorado	L, 2-9
3/14	UC Irvine	L, 6-7
3/15	UC Irvine (DH)	W, 13-4
3/15	UC Irvine (DH)	W, 7-4
3/19	Creighton	W, 5-4 (10)
3/21	at Iowa	L, 1-2
3/22	at Iowa	W, 5-1
3/23	at Iowa	L, 4-8
3/25	at Wichita State	W, 7-3
3/26	at Kansas State	L, 6-12
3/28	UNLV	L, 2-5
3/29	UNLV	L, 4-5
3/30	UNLV	W, 5-3
4/1	at Arkansas	L, 3-4
4/2	at Arkansas	W, 6-4
4/4	Ohio State	W, 3-2
4/5	Ohio State	W, 4-3
4/6	Ohio State	W, 2-1
4/8	at Creighton	W, 4-2
4/9	Kansas State	L, 6-10
4/11	at Minnesota	W, 8-6
4/12	at Minnesota	W, 5-2
4/13	at Minnesota	W, 3-2 (10)
4/15	Kansas State	W, 14-5
4/16	Omaha	W, 17-6
4/18	Northwestern	L, 1-2 (12)
4/19	Northwestern (DH)	L, 2-3
4/20	Northwestern (DH)	W, 10-9
4/25	at Michigan	W, 6-4
4/26	at Michigan	W, 3-1
4/27	at Michigan	L, 5-7
4/30	at Omaha	W, 4-1
5/2	Penn State	W, 13-3
5/3	Penn State	W, 9-2
5/4	Penn State	W, 8-5
5/10	at Michigan State	W, 5-3
5/11	at Michigan State	W, 4-1
5/12	at Michigan State	W, 4-1 (7)
5/15	Illinois	W, 2-1
5/16	Illinois	L, 1-5
5/17	Illinois	W, 7-4 (10)

**BIG TEN TOURNAMENT
at Omaha, Neb.**

5/21	vs. Ohio State	W, 7-6
5/22	vs. Michigan State	W, 3-2
5/24	vs. Michigan	W, 6-1

5/25	vs. Indiana	L, 4-8
------	-------------	--------

NCAA STILLWATER REGIONAL

5/30	vs. Cal State Fullerton	L, 1-5
5/31	vs. Binghamton	W, 8-6
6/1	vs. Cal State Fullerton	L, 3-4

**2015
(34-23, 9-14 Big Ten)**

2/13	at UNLV	W, 2-0
2/14	at UNLV	L, 3-5
2/15	at UNLV	L, 0-3
2/19	vs. BYU	W, 6-3
2/20	vs. BYU (DH)	L, 3-8
2/20	vs. BYU (DH)	W, 3-1 (11)
2/21	vs. BYU	W, 9-1
2/27	at Loyola Marymount	L, 1-4
2/28	at Loyola Marymount	W, 8-1
3/1	at Loyola Marymount	W, 5-1
3/6	vs. Texas A&M	L, 1-2
3/7	vs. Hawaii	W, 4-3
3/8	vs. LSU	L, 2-4
3/10	Northern Colorado	W, 9-3
3/11	Northern Colorado	W, 9-2
3/13	Florida Gulf Coast	W, 6-3
3/14	Florida Gulf Coast	W, 8-2
3/15	Florida Gulf Coast	W, 3-2
3/17	Indiana State	W, 4-3
3/18	Indiana State	W, 3-2
3/20	Michigan	W, 14-3
3/21	Michigan	W, 5-1
3/22	Michigan	W, 6-3
3/24	Cal State Fullerton	W, 7-2
3/25	Cal State Fullerton	L, 3-4
3/27	Texas	W, 3-1
3/28	Texas	W, 1-0 (15)
3/29	Texas	W, 6-2
3/31	Creighton	W, 5-1
4/1	at Omaha	W, 3-2 (10)
4/4	at Maryland (DH)	L, 3-8
4/4	at Maryland (DH)	L, 2-8
4/5	at Maryland	L, 5-6
4/7	at Kansas State	W, 5-4 (10)
4/10	Minnesota	L, 0-3
4/11	Minnesota	W, 7-4
4/12	Minnesota	W, 12-3
4/14	at Creighton	W, 7-6
4/15	Omaha	W, 8-6
4/17	Ohio State	W, 5-2
4/18	Ohio State	L, 1-2 (10)
4/19	Ohio State	L, 2-5 (10)
4/21	Kansas State	W, 10-4
4/25	at Iowa	L, 3-4
4/26	at Iowa (DH)	L, 2-3 (10)
4/26	at Iowa (DH)	L, 1-5
4/28	at Creighton	W, 7-6
5/1	at Northwestern	W, 4-2
5/2	at Northwestern	L, 0-5
5/3	at Northwestern	W, 11-0
5/9	Purdue	W, 9-6
5/10	Purdue	L, 1-2
5/11	Purdue	L, 6-9
5/14	at Illinois	L, 3-6
5/15	at Illinois	L, 9-10

**BIG TEN TOURNAMENT
at Minneapolis, Minn.**

5/20	vs. Illinois	L, 2-3
5/21	vs. Michigan State	L, 7-9

**2016
(37-22, 16-8 Big Ten)
NCAA Tournament**

2/19	at College of Charleston	W, 4-0
2/20	at College of Charleston	L, 5-13
2/21	at College of Charleston	L, 3-7
2/26	at San Diego	L, 5-17
2/27	vs. Arizona	L, 10-11 (10)
2/28	vs. Tulane	W, 11-5
3/4	at Long Beach St.	W, 9-2
3/5	at Long Beach St. (DH)	L, 0-1 (13)
3/5	at Long Beach St. (DH)	L, 1-3
3/8	Northern Colorado	W, 8-0
3/9	Northern Colorado	W, 7-1
3/11	Loyola Marymount (DH)	W, 6-4
3/11	Loyola Marymount (DH)	W, 7-0
3/12	Loyola Marymount	W, 3-0



3/13	Loyola Marymount	W, 5-4
3/18	Wichita State	L, 5-17
3/19	Wichita State	W, 4-0
3/20	Wichita State	W, 7-3
3/22	at Indiana State	W, 10-4
3/23	at Indiana State	W, 11-4
3/25	at Purdue	W, 9-5
3/26	at Purdue	W, 11-6
3/27	at Purdue	W, 9-8
3/29	Creighton	W, 8-2
4/1	Illinois	L, 4-6
4/2	Illinois	W, 9-8
4/3	Illinois	W, 9-7
4/5	Kansas State	L, 2-4
4/6	at Omaha	W, 11-6
4/8	Northwestern	W, 3-2
4/9	Northwestern	W, 8-7
4/10	Northwestern	L, 3-11
4/12	at Creighton	L, 3-4
4/15	at Michigan	L, 6-10
4/16	at Michigan	L, 2-7
4/17	at Michigan	L, 1-6
4/19	at Kansas State	W, 5-1 (11)
4/22	Nicholls State	W, 6-1
4/23	Nicholls State	L, 1-7
4/24	Nicholls State	W, 4-2
4/27	vs. Kansas	W, 3-1
4/29	at Rutgers	L, 2-3
4/30	at Rutgers (DH)	W, 8-1
4/30	at Rutgers (DH)	W, 8-4
5/7	at Michigan State	W, 6-3
5/8	at Michigan State	L, 2-4
5/9	at Michigan State	W, 7-4
5/11	Omaha	W, 8-2
5/13	Penn State	L, 4-7
5/14	Penn State	W, 6-0
5/15	Penn State	W, 8-1
5/17	at Creighton	W, 15-2
5/19	Indiana	W, 4-1
5/20	Indiana	W, 2-0
5/21	Indiana	W, 3-0
BIG TEN TOURNAMENT		
at Omaha, Neb.		
5/25	vs. Michigan State	L, 1-5
5/26	vs. Indiana	L, 2-6
NCAA CLEMSON REGIONAL		
6/3	vs. Oklahoma State	L, 0-6
6/4	vs. Western Carolina	L, 1-4
2017		
(35-22-1, 16-7-1 Big Ten)		
Big Ten Regular Season Champions		
NCAA Tournament		
2/17	vs. UC Riverside (DH)	L, 3-4
2/17	vs. UC Riverside (DH)	W, 5-4
2/23	vs. Oregon State	L, 1-10
2/24	vs. Utah	L, 5-7
2/25	vs. Oregon State	L, 2-5
2/26	vs. Utah	W, 4-3
3/3	vs. Oklahoma State	L, 0-1
3/4	vs. Arkansas	L, 5-15
3/5	vs. Arizona	W, 1-0
3/7	Northern Colorado	W, 8-2
3/8	Northern Colorado	W, 12-2
3/10	Western Carolina	L, 2-5
3/11	Western Carolina	L, 2-8
3/12	Western Carolina	W, 10-0
3/17	College of Charleston	W, 10-1
3/18	College of Charleston	W, 6-1
3/19	College of Charleston	W, 6-2
3/21	at CSU Bakersfield	L, 6-8
3/23	at Cal Poly	W, 3-2
3/24	at Cal Poly	L, 2-3
3/25	at Cal Poly (DH)	W, 6-5
3/25	at Cal Poly (DH)	W, 6-4
3/28	Kansas State	W, 11-1
3/31	at Indiana	W, 7-3
4/1	at Indiana	W, 3-1
4/2	at Indiana	T, 1-1 (11)
4/4	Creighton	W, 14-6
4/5	at Omaha	W, 3-1
4/7	Maryland	W, 3-1
4/8	Maryland	L, 5-8
4/9	Maryland	W, 8-4
4/11	at Kansas State	W, 6-1

4/14	Iowa	L, 6-7 (10)
4/15	Iowa	L, 3-5
4/16	Iowa	W, 8-6
4/18	at Creighton	L, 2-5
4/21	at Minnesota	W, 5-3
4/22	at Minnesota	L, 3-5
4/23	at Minnesota	W, 9-4
4/25	Omaha	W, 13-2
4/28	at Ohio State	L, 7-9
4/29	at Ohio State	W, 3-1
4/30	at Ohio State	W, 11-9
5/5	Rutgers	W, 8-5
5/6	Rutgers	W, 9-3
5/7	Rutgers	W, 7-6
5/10	at Creighton	W, 4-0
5/12	Michigan State	L, 3-6
5/13	Michigan State	W, 5-2
5/14	Michigan State	W, 8-7
5/18	at Penn State	L, 7-8
5/19	at Penn State	W, 3-1
5/20	at Penn State	W, 21-3

BIG TEN TOURNAMENT
at Bloomington, Ind.

5/24	vs. Purdue	W, 15-9
5/26	vs. Iowa	L, 0-2
5/26	vs. Maryland	L, 5-8

NCAA CORVALLIS REGIONAL

6/2	vs. Yale	L, 1-5
6/3	vs. Holy Cross	L, 4-7

2018
(24-28, 8-14 Big Ten)

2/16	vs. UC Riverside	W, 8-3
2/17	vs. Washington State	W, 8-3
2/17	vs. UC Riverside	L, 1-8
2/18	vs. Washington State	W, 5-3
2/22	vs. Oregon State	L, 1-9
2/23	vs. Utah	W, 4-2 (10)
2/24	vs. Oregon State	L, 3-10
2/25	vs. Utah	W, 7-4
3/2	at Wichita State	L, 1-9
3/3	at Wichita State	L, 3-6
3/4	at Wichita State	W, 10-9 (10)
3/8	Cal Poly	L, 8-14
3/9	Cal Poly	W, 4-0
3/10	Cal Poly (DH)	W, 22-3
3/10	Cal Poly (DH)	W, 13-2
3/13	Northern Colorado	L, 3-6
3/14	Northern Colorado	W, 14-2
3/17	Northwestern State	L, 2-6
3/18	Northwestern State	W, 7-6
3/20	at Oral Roberts	L, 4-11
3/21	at Oral Roberts	W, 11-10
3/23	Minnesota	L, 1-5
3/24	Minnesota	W, 8-2
3/25	Minnesota	L, 0-2
3/27	at Creighton	L, 1-3
3/30	at Ohio State	W, 7-3
3/31	at Ohio State	L, 4-7
4/1	at Ohio State	L, 14-15
4/7	at Michigan State	L, 5-17
4/8	at Michigan State	L, 3-5
4/10	at Kansas State	W, 11-9
4/13	Iowa (DH)	L, 1-7
4/13	Iowa (DH)	W, 10-4
4/17	Kansas State	L, 3-4
4/18	Omaha	L, 7-8
4/20	at Rutgers	L, 2-4
4/21	at Rutgers	W, 12-4
4/22	at Rutgers	L, 4-8
4/24	Creighton	L, 9-12
4/26	Nevada	W, 9-5
4/27	Nevada	W, 9-6
4/28	Nevada	W, 12-5
5/4	Maryland	L, 7-15
5/5	Maryland	W, 17-8
5/6	Maryland	W, 5-2
5/8	at Creighton	L, 4-5
5/11	Indiana	W, 5-2
5/12	Indiana	L, 3-6
5/13	Indiana	L, 6-8
5/17	at Illinois	L, 2-5
5/18	at Illinois	L, 6-13
5/19	at Illinois	W, 11-8

2019		
(32-24, 15-9 Big Ten)		
NCAA Tournament		
2/15	at UC Riverside	W, 21-6
2/16	at UC Riverside (DH)	L, 9-10
2/16	at UC Riverside (DH)	W, 10-6
2/17	at UC Riverside	W, 7-1
2/22	vs. Oregon State (DH)	L, 2-8
2/22	vs. Oregon State (DH)	L, 3-5
2/23	vs. Oregon State	L, 1-17
2/24	vs. Oregon State	L, 3-8
3/1	vs. Texas Tech	W, 2-1
3/2	vs. Sam Houston State	L, 10-11
3/8	at Baylor	W, 12-4
3/9	at Baylor	W, 2-0
3/10	at Baylor	L, 3-10
3/19	Air Force	W, 7-6
3/20	Air Force	W, 12-3
3/22	Michigan State (DH)	W, 4-1
3/22	Michigan State (DH)	W, 5-2
3/24	Michigan State	W, 6-2
3/26	at Creighton	W, 6-3
3/29	at Minnesota	L, 2-5 (10)
3/31	at Minnesota (DH)	W, 10-1
3/31	at Minnesota (DH)	L, 2-3
4/2	at Kansas State	W, 7-0
4/5	Purdue	W, 17-0
4/6	Purdue	W, 13-4
4/7	Purdue	W, 9-5
4/9	Creighton	L, 2-10
4/12	at Penn State	W, 3-2
4/13	at Penn State (DH)	W, 4-2
4/13	at Penn State (DH)	W, 3-1
4/16	Kansas State	L, 0-5
4/17	at Omaha	W, 8-5
4/19	at Iowa	L, 2-3
4/20	at Iowa	L, 9-17
4/21	at Iowa	W, 3-2
4/23	at Creighton	L, 1-2
4/26	Illinois	L, 1-8
4/27	Illinois	W, 4-3
4/28	Illinois	L, 5-6
5/4	at Northwestern	L, 2-4
5/5	at Northwestern	L, 2-10
5/6	at Northwestern	W, 6-4
5/10	Arizona State	L, 6-15
5/11	Arizona State	W, 2-1
5/12	Arizona State	W, 8-5
5/16	Michigan	W, 5-2
5/17	Michigan (DH)	W, 7-0
5/17	Michigan (DH)	L, 8-10

BIG TEN TOURNAMENT
at Omaha, Neb.

5/22	vs. Minnesota	W, 8-2
5/24	vs. Iowa	W, 11-1 (8)
5/25	vs. Michigan	L, 8-18
5/25	vs. Michigan	W, 7-3
5/26	vs. Ohio State	L, 1-3

NCAA OKLAHOMA CITY REGIONAL

5/31	vs. UConn	W, 8-5
6/1	vs. Oklahoma State	L, 5-6
6/2	vs. UConn	L, 1-16

2020
(7-8, 0-0 Big Ten)
Season canceled after 15 games due to COVID-19

2/14	at Baylor	W, 19-9
2/15	at Baylor	L, 7-8 (10)
2/16	at Baylor	L, 2-7
2/21	at San Diego	L, 11-12
2/22	at San Diego St.	L, 2-4
2/23	vs. Arizona	L, 2-3
2/28	at Arizona State	L, 5-13
2/29	at Arizona State	L, 1-14
3/1	at Arizona State	W, 18-10
3/6	Columbia	W, 5-3
3/7	Columbia (DH)	W, 7-3
3/7	Columbia (DH)	L, 2-3
3/8	Columbia	W, 12-5
3/10	Northern Colorado	W, 1-0
3/11	Northern Colorado	W, 8-1

2021		
(34-14, 31-12 Big Ten)		
Big Ten Regular Season Champions		
NCAA Tournament		
3/5	vs. Purdue	L, 5-6
3/6	vs. Purdue (DH)	W, 7-2 (7)
3/6	vs. Purdue (DH)	W, 10-0 (7)
3/7	vs. Purdue	W, 4-0
3/12	vs. Ohio State	W, 10-4
3/13	vs. Iowa	W, 4-0
3/14	vs. Ohio State (DH)	L, 4-6
3/14	vs. Iowa (DH)	L, 1-3
3/19	at Iowa	L, 0-3
3/20	at Iowa	W, 10-8
3/21	at Iowa	W, 13-8
3/26	Minnesota	W, 6-1
3/27	Minnesota (DH)	W, 6-4 (7)
3/27	Minnesota (DH)	W, 17-5 (7)
3/28	Minnesota	W, 10-2
4/2	at Illinois	W, 8-6
4/3	at Illinois	L, 8-10
4/4	at Illinois	W, 12-7
4/9	Maryland	W, 6-2
4/10	Maryland	L, 7-10
4/11	Maryland	W, 14-3
4/16	at Penn State	W, 8-2
4/17	at Penn State	W, 11-2
4/18	at Penn State	W, 5-3
4/23	at Michigan State	W, 4-0
4/24	at Michigan State	L, 2-4
4/25	at Michigan State	W, 9-6 (12)
4/30	Rutgers	L, 4-9
5/1	Rutgers	L, 5-6
5/2	Rutgers	L, 0-6
5/8	vs. Indiana	W, 7-6
5/9	vs. Indiana	L, 2-4
5/9	at Rutgers	W, 15-5
5/10	at Rutgers	W, 7-6 (13)
5/14	Northwestern	W, 12-2
5/15	Northwestern	W, 11-5
5/21	at Indiana	W, 8-5
5/22	vs. Ohio State	W, 11-9
5/22	at Indiana	W, 3-1
5/23	vs. Ohio State	W, 9-0
5/28	Michigan	W, 1-0
5/29	Michigan (DH)	L, 0-2
5/29	Michigan (DH)	W, 5-3

NCAA FAYETTEVILLE REGIONAL

6/4	vs. Northeastern	W, 8-6
6/5	at Arkansas	L, 1-5
6/6	vs. NJIT	W, 18-4
6/6	at Arkansas	W, 5-3
6/7	at Arkansas	L, 2-6

2022
(23-30, 10-14 Big Ten)

2/18	at Sam Houston	L, 5-8
2/19	at Sam Houston (DH)	L, 1-5
2/19	at Sam Houston (DH)	W, 12-9
2/20	at Sam Houston	L, 3-6
2/25	vs. TCU	L, 1-4
2/26	vs. TCU	L, 3-8
2/27	vs. TCU	L, 3-5
3/4	vs. Northwestern State	W, 2-0
3/4	at UT Arlington	L, 3-4
3/5	vs. Northwestern State	W, 6-0
3/5	at UT Arlington	W, 8-2
3/9	at Kansas State	L, 4-6
3/13	at Omaha	L, 3-4
3/14	Omaha	W, 6-5
3/15	New Mexico State	W, 12-6
3/16	New Mexico State	W, 6-5
3/18	Texas A&M-CC	W, 13-12
3/19	Texas A&M-CC	L, 1-4
3/20	Texas A&M-CC	L, 4-21
3/25	Michigan	W, 13-9
3/26	Michigan	L, 6-8
3/27	Michigan	L, 1-6
3/29	at Creighton	L, 2-3
4/1	at Ohio State	W, 5-3
4/2	at Ohio State	W, 10-5
4/3	at Ohio State	W, 17-5
4/6	at Omaha	L, 5-6
4/8	Rutgers	L, 5-7
4/9	Rutgers	L, 4-5
4/10	Rutgers	L, 1-19

4/14	BYU	W, 1-0
4/15	BYU (DH)	L, 2-3 (7)
4/15	BYU (DH)	L, 6-7
4/16	BYU	L, 3-4
4/20	North Dakota State	W, 4-3
4/22	at Indiana	L, 7-8
4/23	at Indiana	L, 1-8
4/24	at Indiana	W, 19-7
4/26	Kansas State	W, 8-6
4/27	Omaha	W, 14-3 (7)
4/29	Iowa	L, 0-1
5/1	Iowa (DH)	W, 12-1 (7)
5/1	Iowa (DH)	L, 3-5 (10)
5/6	at Minnesota	W, 12-5
5/7	at Minnesota	L, 8-9 (12)
5/8	at Minnesota	L, 1-3
5/13	at Illinois	L, 3-8
5/14	at Illinois	W, 11-2
5/15	at Illinois	L, 4-5
5/17	Oral Roberts	W, 9-5
5/19	Michigan State	L, 1-4
5/20	Michigan State	W, 6-3
5/21	Michigan State	W, 10-9

2023

(33-23-1, 15-9 Big Ten)

2/17	at San Diego	L, 7-3
2/18	at San Diego	L, 10-9
2/19	at San Diego	L, 5-3
2/20	at San Diego	T, 16-16 (7)
2/24	at South Alabama	W, 5-4
2/25	at South Alabama	W, 15-3
2/26	at South Alabama	W, 9-3
3/3	vs. Vanderbilt	W, 5-3
3/4	vs. Hawaii	W, 12-3
3/5	vs. Ole Miss	L, 14-5
3/7	Northern Colorado	W, 12-1 (7)
3/8	Northern Colorado	W, 14-3 (7)
3/10	Illinois State	W, 8-3
3/11	Illinois State	W, 12-0
3/14	Omaha	L, 10-6
3/17	vs. Nicholls	W, 2-1 (7)
3/17	vs. Nicholls	W, 17-1
3/19	vs. Nicholls	L, 10-7
3/21	at Creighton	L, 6-5
3/24	Illinois	W, 8-4
3/25	Illinois	W, 8-3
3/26	Illinois	L, 10-7
3/28	North Dakota State	W, 4-1
4/1	vs. Texas A&M-CC	W, 12-1 (8)
4/1	at Abilene Christian	L, 5-3
4/4	at Kansas State	W, 6-1
4/7	at Michigan	W, 3-1 (10)
4/8	at Michigan	L, 8-6
4/9	at Michigan	W, 11-3
4/11	Omaha	L, 6-5 (10)
4/14	Northwestern	W, 8-3
4/15	Northwestern	W, 9-2
4/16	Northwestern	W, 18-5
4/18	Creighton	L, 6-5
4/21	at Iowa	L, 11-6
4/22	at Iowa	L, 8-0
4/23	at Iowa	L, 6-1
4/25	at Omaha	W, 6-3
4/26	South Dakota State	L, 8-3
4/28	Minnesota	L, 9-7
4/29	Minnesota	W, 18-0
4/30	Minnesota	W, 11-5
5/3	North Dakota State	L, 6-5
5/5	at Maryland	L, 8-4
5/6	at Maryland	W, 12-10
5/7	at Maryland	L, 20-5
5/9	at Creighton	W, 7-4
5/12	Penn State	W, 19-5
5/13	Penn State	W, 5-2
5/14	Penn State	W, 8-5
5/18	at Purdue	W, 10-5
5/19	at Purdue	L, 7-3
5/20	at Purdue	W, 6-4

**BIG TEN TOURNAMENT
at Omaha, Neb.**

5/24	vs. Rutgers	W, 9-7
5/25	vs. Maryland	L, 2-1 (10)
5/26	vs. Michigan State	W, 4-0
5/27	vs. Maryland	L, 4-2

2024

(40-22, 16-8 Big Ten)

Big Ten Tournament Champions

2/16	vs. Baylor	W, 4-1
2/17	vs. Texas Tech	L, 6-3
2/18	vs. Oklahoma	L, 7-6
2/22	at Grand Canyon	W, 7-2
2/23	at Grand Canyon	W, 11-1
2/24	at Grand Canyon	L, 7-5
2/25	at Grand Canyon	W, 10-8
2/29	at College of Charleston	W, 6-5 (10)
3/2	at College of Charleston	W, 5-4
3/3	at College of Charleston	W, 5-3
3/8	South Alabama	L, 11-3
3/9	South Alabama	W, 13-2
3/10	South Alabama	W, 12-7
3/12	at Wichita State	W, 8-6
3/13	at Wichita State	L, 9-3
3/15	Nicholls	W, 7-6
3/16	Nicholls	W, 16-0
3/17	Nicholls	W, 11-4
3/19	Omaha	W, 11-5
3/20	North Dakota State	W, 3-1
3/22	New Mexico State	W, 14-2
3/23	New Mexico State	W, 2-1
3/29	at Northwestern	W, 5-2
3/30	at Northwestern	W, 9-5
3/31	at Northwestern	W, 8-7 (10)
4/2	at Creighton	L, 5-3
4/5	Ohio State	W, 3-0
4/6	Ohio State	W, 7-3
4/7	Ohio State	L, 9-3
4/9	at Kansas	L, 13-11
4/12	at Rutgers	L, 7-6 (11)
4/14	at Rutgers	L, 6-4
4/16	Creighton	L, 6-4
4/19	Maryland	W, 6-3
4/20	Maryland	L, 11-2
4/21	Maryland	W, 16-4 (7)
4/23	Kansas	L, 9-4
4/26	Iowa	W, 7-4
4/27	Iowa	W, 12-2 (7)
4/28	Iowa	L, 4-1
4/30	at Creighton	L, 9-5
5/1	Kansas State	W, 8-0
5/3	at Minnesota	W, 10-7
5/4	at Minnesota	W, 7-3
5/5	at Minnesota	L, 6-2
5/8	South Dakota State	L, 10-6
5/10	Indiana	L, 10-5
5/11	Indiana	W, 5-2 (10)
5/12	Indiana	W, 4-2
5/16	at Michigan State	W, 2-1
5/17	at Michigan State	W, 11-3
5/18	at Michigan State	L, 11-6

**BIG TEN TOURNAMENT
at Omaha, Neb.**

5/21	vs. Ohio State	L, 15-2 (7)
5/22	vs. Purdue	W, 6-2
5/24	vs. Ohio State	W, 12-5
5/25	vs. Indiana	W, 4-2
5/25	vs. Indiana	W, 10-4
5/26	vs. Penn State	W, 2-1

NCAA STILLWATER REGIONAL

5/31	vs. Florida	L, 5-2
6/1	vs. Niagara	W, 7-5
6/2	vs. Florida	L, 17-11

2025

(33-29, 15-15 Big Ten)

Big Ten Tournament Champions

2/14	vs. UC Irvine	L, 10-5
2/15	vs. Vanderbilt	W, 6-4
2/16	vs. San Diego State	W, 13-0
2/17	at Grand Canyon	L, 3-1
2/21	at Louisiana	W, 6-1
2/22	at Louisiana (DH)	L, 4-1
2/22	at Louisiana (DH)	L, 10-2
2/28	vs. Sam Houston	W, 8-3
3/1	vs. LSU	L, 11-6
3/2	vs. Kansas State	L, 9-6
3/8	Washington (DH)	L, 11-5
3/8	Washington (DH)	L, 6-3
3/9	Washington	W, 6-2

3/11	Wichita State	W, 10-1
3/12	Wichita State	W, 5-4
3/14	at UCLA	L, 5-2
3/15	at UCLA	L, 11-3
3/16	at UCLA	L, 5-3
3/18	at Pepperdine	W, 9-6
3/19	at Pepperdine	W, 11-4
3/21	at USC	L, 5-3
3/22	at USC	W, 6-5
3/23	at USC	L, 7-1
3/25	at Kansas State	L, 12-8
3/28	Oregon State	W, 7-3
3/29	Oregon State	L, 16-5 (7)
3/30	Oregon State	W, 16-7 (8)
4/1	Creighton	L, 9-5
4/2	at Omaha	L, 11-9
4/4	Rutgers	W, 8-5
4/5	Rutgers	W, 10-5
4/6	Rutgers	L, 7-5
4/8	at Kansas	W, 7-5
4/11	at Iowa	L, 1-0
4/12	at Iowa	L, 11-6
4/13	at Iowa	W, 6-4
4/15	at Creighton	W, 6-3
4/18	Northwestern	L, 9-7
4/19	Northwestern (DH)	W, 14-4 (7)
4/19	Northwestern (DH)	W, 5-2
4/22	Kansas	L, 4-0
4/25	at Maryland	L, 12-5
4/26	at Maryland	W, 7-2
4/27	at Maryland	W, 21-5 (7)
4/29	Kansas State	W, 7-6
5/2	Minnesota	L, 6-4 (10)
5/3	Minnesota	W, 5-4
5/4	Minnesota	W, 8-3
5/6	Creighton	L, 8-7
5/9	Michigan	W, 3-2
5/10	Michigan	W, 5-2
5/11	Michigan	L, 3-1
5/15	at Purdue	W, 11-9
5/16	at Purdue	L, 5-4
5/17	at Purdue	W, 14-2 (8)

**BIG TEN TOURNAMENT
at Omaha, Neb.**

5/20	vs. Michigan State	W, 5-4 (10)
5/24	vs. Oregon	W, 7-3
5/24	vs. Penn State	W, 6-3
5/25	vs. UCLA	W, 5-0

NCAA CHAPEL HILL REGIONAL

5/30	vs. Oklahoma	L, 7-4
5/31	vs. Holy Cross	W, 4-1
6/1	vs. Oklahoma	L, 17-1

ALL-TIME PLAYER STATISTICS

The all-time individual statistics list includes players listed on a roster from 1976 to 2024. Players listed on the 1975 roster or earlier are excluded from the list.

MITCH ABEITA CATCHER • DALLAS, TEXAS (DUNCANVILLE)

Year	Avg.	GP-S	AB	R	H	2B	3B	HR	RBI	BB	SO	SB-A	PO	A	E	FLD%
2007	.286	46-40	133	24	38	10	0	1	20	16	23	1-2	305	55	7	.981
2008	.337	56-54	187	45	63	7	0	10	49	43	29	7-7	433	40	8	.983
TOTAL	.316	102-94	320	69	101	17	0	11	69	59	52	8-9	738	95	15	.982

ANDREW ABRAHAMOVICZ PITCHER • LORAIN, OHIO (ELYRIA CATHOLIC)

Year	ERA	W-L	G-GS	CG	SV	IP	H	R	ER	BB	SO	HR	B/AVG.	WP	HBP	BK
2018	4.88	1-0	15-0	0	0	24.0	21	18	13	12	19	4	.228	6	6	1

JASON ABRAMAVICIUS PITCHER • BERWYN, ILL. (FENWICK)

Year	ERA	W-L	G-GS	CG	SV	IP	H	R	ER	BB	SO	HR	B/AVG.	WP	HBP	BK
1989	7.15	2-2	8-4	0	1	22.2	24	23	18	17	16	3	-	0	2	0

DARREN ABRAMS CATCHER • SAN DIEGO, CALIF.

Year	Avg.	GP-S	AB	R	H	2B	3B	HR	RBI	BB	SO	SB-A	PO	A	E	FLD%
1987	.316	20-0	57	14	18	3	1	2	12	9	14	1-1	110	16	2	.984

JOE ACKER OUTFIELDER • WAUKESHA, WIS. (MARQUETTE)

Year	Avg.	GP-S	AB	R	H	2B	3B	HR	RBI	BB	SO	SB-A	PO	A	E	FLD%
2017	.154	15-3	13	3	2	1	0	0	2	2	5	0-0	9	0	1	.900
2018	.192	24-15	52	9	10	0	0	0	3	9	10	0-0	51	0	0	1.000
2019	.260	46-44	169	25	44	8	1	0	20	22	47	8-9	118	1	4	.967
2020	.306	15-15	49	12	15	3	0	2	8	4	12	0-1	38	0	0	1.000
2021	.283	48-48	191	49	54	15	1	6	26	25	48	7-7	73	1	1	.987
TOTAL	.264	148-125	474	98	125	27	2	8	59	62	122	15-17	289	2	6	.980

DEREK ADAIR PITCHER • COLUMBUS, NEB. (COLUMBUS)

Year	ERA	W-L	G-GS	CG	SV	IP	H	R	ER	BB	SO	HR	B/AVG.	WP	HBP	BK
1997	10.38	0-1	8-1	0	0	13.0	21	16	15	8	8	3	-	1	2	0

CHASE ADAMS PITCHER • MINEOLA, TEXAS (MINEOLA)

Year	ERA	W-L	G-GS	CG	SV	IP	H	R	ER	BB	SO	HR	B/AVG.	WP	HBP	BK
2010	7.76	3-1	17-1	0	0	26.2	29	24	23	16	22	6	.274	7	3	0
2011	4.00	0-0	9-0	0	0	9.0	10	5	4	5	3	2	.278	1	0	0
TOTAL	6.81	3-1	26-1	0	1	35.2	39	29	27	21	27	9	.275	8	3	0

TREY ADAMS OUTFIELDER • COPPELL, TEXAS (COPPELL)

Year	Avg.	GP-S	AB	R	H	2B	3B	HR	RBI	BB	SO	SB-A	PO	A	E	FLD%
2005	.238	52-25	101	18	24	3	3	1	9	19	15	7-8	54	4	2	.967

MIKE ADDANTE OUTFIELDER • ALGONQUIN, ILL. (HARRY D. JACOBS)

Year	Avg.	GP-S	AB	R	H	2B	3B	HR	RBI	BB	SO	SB-A	PO	A	E	FLD%
2018	.133	17-7	30	5	4	1	0	0	7	6	9	0-1	8	0	0	1.000
2019	.200	13-5	15	3	3	0	0	0	0	5	5	1-1	9	1	0	1.000
2020	.200	4-1	5	0	1	0	0	0	0	0	3	0-0	5	0	0	1.000
TOTAL	.160	34-13	50	8	8	1	0	0	7	11	17	1-2	22	1	0	1.000

KURT ALDERMAN CATCHER • DAVIS, CALIF. (DAVIS)

Year	Avg.	GP-S	AB	R	H	2B	3B	HR	RBI	BB	SO	SB-A	PO	A	E	FLD%
1993	.231	32-21	78	21	18	8	0	2	16	10	17	3-5	153	13	6	.965

JASON ALLEN PITCHER • PAPILLION, NEB. (PAPILLION-LA VISTA)

Year	ERA	W-L	G-GS	CG	SV	IP	H	R	ER	BB	SO	HR	B/AVG.	WP	HBP	BK
1995	10.89	1-1	6-3	0	0	19.0	19	25	23	14	8	2	-	1	5	0
1996	5.63	2-2	15-6	0	1	38.1	43	27	24	19	25	2	-	1	5	0
TOTAL	7.38	3-3	21-9	0	1	57.1	62	52	47	33	33	4	-	2	10	0

JEFF ALLEN INFIELDER • OMAHA, NEB.

Year	Avg.	GP-S	AB	R	H	2B	3B	HR	RBI	BB	SO	SB-A	PO	A	E	FLD%
1989	.296	57-0	142	26	42	7	0	2	26	51	30	2-3	29	102	20	.868

ANGELO ALTAVILLA INFIELDER • LAKEVILLE, MINN. (LAKEVILLE NORTH)

Year	Avg.	GP-S	AB	R	H	2B	3B	HR	RBI	BB	SO	SB-A	PO	A	E	FLD%
2016	.211	14-2	19	2	4	0	0	0	3	4	4	1-1	4	3	0	1.000
2017	.316	57-56	212	38	67	14	1	1	39	30	53	2-3	85	135	12	.948
2018	.228	48-46	162	35	37	3	1	5	28	30	27	6-8	56	102	4	.975
2019	.257	56-56	202	39	52	11	1	4	40	41	50	9-10	72	117	11	.945
TOTAL	.269	175-160	595	114	160	28	3	10	110	105	134	18-22	217	357	27	.955

LUIS ALVARADO OUTFIELDER/PITCHER • SALINAS, PUERTO RICO

Year	Avg.	GP-S	AB	R	H	2B	3B	HR	RBI	BB	SO	SB-A	PO	A	E	FLD%
2015	.303	35-25	89	11	27	6	0	1	11	9	15	1-2	56	1	0	1.000
2016	.251	53-44	179	28	45	5	0	2	14	17	32	4-6	74	16	4	.957
2017	.283	57-57	226	39	64	12	2	2	25	12	38	5-5	112	4	1	.991
2018	.214	4-4	14	1	3	0	0	0	2	3	0-0	31	9	1	.976	
TOTAL	.274	149-130	508	79	139	23	2	5	50	40	88	10-13	273	30	6	.981

BEN AMAYA INFIELDER/PITCHER • SANTA ANA, CALIF.

Year	ERA	W-L	G-GS	CG	SV	IP	H	R	ER	BB	SO	HR	B/AVG.	WP	HBP	BK
2017	1.72	0-0	16-0	0	10	15.2	10	3	3	7	15	0	.182	2	2	0
2018	4.89	3-7	14-14	0	0	70.0	69	46	38	28	65	8	.256	7	13	0
TOTAL	4.31	3-7	30-14	0	10	85.2	79	49	41	35	80	8	.243	9	15	0

BEN AMAYA INFIELDER/PITCHER • SANTA ANA, CALIF.

Year	Avg.	GP-S	AB	R	H	2B	3B	HR	RBI	BB	SO	SB-A	PO	A	E	FLD%
1982	.298	52--	178	44	53	6	1	7	37	20	29	6--	216	52	7	.975
1983	.324	48--	139	53	45	12	2	5	39	50	30	5--	48	96	24	.857
TOTAL	.309	100--	317	97	98	18	3	12	76	70	59	11--	264	148	31	.930

BEN AMAYA INFIELDER/PITCHER • SANTA ANA, CALIF.

Year	ERA	W-L	G-GS	CG	SV	IP	H	R	ER	BB	SO	HR	B/AVG.	WP	HBP	BK
1982	2.29	1-0	9-1	0	2	19.2	14	5	5	7	16	0	-	0	0	1
1983	1.78	4-3	17-0	0	2	30.1	20	8	6	10	28	0	-	0	3	0
TOTAL	1.98	5-3	26-1	0	4	50.0	34	13	11	17	44	0	-	0	3	1

DREW ANDERSON OUTFIELDER • KEARNEY, NEB. (KEARNEY)

Year	Avg.	GP-S	AB	R	H	2B	3B	HR	RBI	BB	SO	SB-A	PO	A	E	FLD%
2001	.293	27-7	41	13	12	0	0	1	10	5	8	9-9	6	0	0	1.000
2002	.266	63-47	188	36	50	5	1	1	32	29	40	8-12	83	0	3	.965
2003	.238	57-28	126	17	30	4	0	3	19	14	30	7-12	60	2	3	.954
TOTAL	.259	147-82	355	66	92	9	1	5	61	48	78	24-33	149	2	6	.962

EDGAR ANDERSON OUTFIELDER • DOLTON, ILL.

Year	Avg.	GP-S	AB	R	H	2B	3B	HR	RBI	BB	SO	SB-A	PO	A	E	FLD%
1990	.303	62--	198	58	60	7	5	2	15	30	34	41-47	93	3	0	1.000
1991	.308	45--	130	36	40	7	2	2	15	22	22	16-19	32	1	4	.892
TOTAL	.305	107--	328	94	100											

LEIGHTON BANJOFF INFILDER/OUTFIELDER • SHEFFIELD VILLAGE, OHIO (ELYRIA CATHOLIC)

YEAR	AVG.	GP-S	AB	R	H	2B	3B	HR	RBI	BB	SO	SB-A	PO	A	E	FLD%
2020	.341	15-13	44	12	15	4	0	3	13	13	16	3-4	4	11	0	1.000
2021	.255	22-15	55	12	14	2	0	1	7	10	21	0-1	17	0	0	1.000
2022	.233	47-38	133	18	31	4	0	2	17	33	41	4-5	68	3	1	.986
TOTAL	.259	84-66	232	42	60	10	0	6	37	56	78	7-10	89	14	1	.990

BRANDON BANUELOS PITCHER • SUNNYVALE, CALIF. (WILCOX)

YEAR	ERA	W-L	G-GS	CG	SV	IP	H	R	ER	BB	SO	HR	B/AVG.	WP	HBP	BK
1997	7.25	2-2	11-3	0	0	22.1	29	22	18	14	15	4	-	1	2	0

DAVID BARNES INFILDER • KENNEWICK, WASH. (KAMIKAJIN)

YEAR	AVG.	GP-S	AB	R	H	2B	3B	HR	RBI	BB	SO	SB-A	PO	A	E	FLD%
1993	.231	27-9	52	10	12	3	0	1	2	7	19	0-0	36	30	7	.904

TERRANCE BATISTE OUTFIELDER • DALY CITY, CALIF.

YEAR	AVG.	GP-S	AB	R	H	2B	3B	HR	RBI	BB	SO	SB-A	PO	A	E	FLD%
1988	.280	49--	100	47	28	2	0	0	15	44	34	22-30	63	1	5	.928

CHRIS BAUER PITCHER • CULBERTSON, NEB. (CULBERTSON)

YEAR	ERA	W-L	G-GS	CG	SV	IP	H	R	ER	BB	SO	HR	B/AVG.	WP	HBP	BK
1994	4.21	2-0	10-1	0	0	25.2	25	12	12	6	8	2	-	6	4	0
1995	7.63	1-0	15-1	0	0	30.2	43	36	26	10	17	7	-	2	2	1
TOTAL	6.07	3-0	25-2	0	0	56.1	68	48	38	16	25	9	-	8	6	1

JASON BEAUCHAMP PITCHER • RANCHO CORDOVA, CALIF. (CORDOVA)

YEAR	ERA	W-L	G-GS	CG	SV	IP	H	R	ER	BB	SO	HR	B/AVG.	WP	HBP	BK
1992	5.79	4-4	14-8	2	0	51.1	63	38	33	20	46	6	-	2	4	0

JAROD BEARINGER PITCHER • OMAHA, NEB. (WESTSIDE)

YEAR	ERA	W-L	G-GS	CG	SV	IP	H	R	ER	BB	SO	HR	B/AVG.	WP	HBP	BK
1996	7.62	1-1	17-3	0	1	39.0	54	33	33	8	22	6	-	3	2	0
1997	6.68	3-3	18-4	0	0	31.0	38	28	23	11	16	4	-	4	2	0
1998	6.75	4-1	13-3	1	0	34.2	43	29	26	8	18	5	-	1	1	0
1999	4.58	3-1	22-1	0	1	55.0	73	42	28	13	43	6	.332	1	4	1
TOTAL	6.20	11-6	70-11	1	2	159.2	208	132	110	40	99	21	-	9	9	1

JASON BEAUCHAMP PITCHER • RANCHO CORDOVA, CALIF. (CORDOVA)

YEAR	AVG.	GP-S	AB	R	H	2B	3B	HR	RBI	BB	SO	SB-A	PO	A	E	FLD%
1996	1.000	8-0	1	0	1	1	0	0	1	0	0-0	1	6	0	0	1.000
1997	.138	8-7	29	2	4	1	0	0	0	2	6	0-0	11	3	0	1.000
TOTAL	.167	16-7	30	2	5	2	0	0	1	2	6	0-0	12	9	0	1.000

BURT BEATTIE CATCHER/PITCHER • ABERDEEN, S.D.

YEAR	AVG.	GP-S	AB	R	H	2B	3B	HR	RBI	BB	SO	SB-A	PO	A	E	FLD%
1985	.318	69--	261	52	83	15	2	6	64	33	25	3-3	71	94	32	.838
1986	.344	47--	192	39	66	24	0	4	37	11	17	2-4	280	42	12	.964
TOTAL	.329	116--	453	91	149	39	2	10	101	44	42	5-7	351	136	44	.917

JEREMY BECKER PITCHER • SCOTTSBLUFF, NEB. (SCOTTSBLUFF)

YEAR	ERA	W-L	G-GS	CG	SV	IP	H	R	ER	BB	SO	HR	B/AVG.	WP	HBP	BK
2002	5.94	2-2	19-0	0	3	16.2	18	12	11	5	14	4	.269	1	2	0
2003	5.65	0-1	15-0	0	0	14.1	14	11	9	6	10	4	.255	1	2	0
2004	5.06	0-1	22-0	0	0	16.0	16	9	9	9	19	3	.258	0	0	0
2005	2.57	1-0	10-0	0	0	7.0	8	2	2	0	5	2	.286	0	0	0
TOTAL	5.17	3-4	66-0	0	3	54.0	56	34	31	20	48	13	.264	2	3	0

TROY BECKMAN PITCHER • CENTERVILLE, UTAH (VIEWMONT)

YEAR	ERA	W-L	G-GS	CG	SV	IP	H	R	ER	BB	SO	HR	B/AVG.	WP	HBP	BK
1996	12.60	0-0	6-0	0	0	5.0	8	8	7	2	3	2	-	0	0	1

BRETT BEEDE PITCHER • PLYMOUTH, N.H. (PLYMOUTH)

YEAR	ERA	W-L	G-GS	CG	SV	IP	H	R	ER	BB	SO	HR	B/AVG.	WP	HBP	BK
1985	12.75	1-2	14-1	0	0	24.0	30	36	34	24	17	0	-	4	3	1

KEVIN BELCHER OUTFIELDER • LAKE FOREST, ILL. (LAKE FOREST)

YEAR	AVG.	GP-S	AB	R	H	2B	3B	HR	RBI	BB	SO	SB-A	PO	A	E	FLD%
2004	.000	10-3	8	2	0	0	0	0	2	0	2	0-0	2	0	0	1.000

DJ BELFONTE OUTFIELDER • KANSAS CITY, MO. (ROCKHURST)

YEAR	AVG.	GP-S	AB	R	H	2B	3B	HR	RBI	BB	SO	SB-A	PO	A	E	FLD%
2007	.307	58-56	205	46	63	8	1	0	16	34	19	10-15	95	3	3	.980
2008	.241	58-58	220	47	53	15	3	1	37	22	28	14-17	106	3	2	.972
2009	.256	50-43	156	34	40	8	3	3	26	21	27	9-9	97	1	1	.990
2010	.376	54-54	218	49	82	13	3	7	37	20	23	13-17	138	2	3	.979
TOTAL	.298	220-211	799	176	238	44	10	11	116	97	97	46-58	436	9	9	.980

MIKE BELLOWES PITCHER • LINCOLN, NEB. (LINCOLN SOUTHEAST)

YEAR	ERA	W-L	G-GS	CG	SV	IP	H	R	ER	BB	SO	HR	B/AVG.	WP	HBP	BK
1994	3.88	8-3	36-0	0	10	69.2	75	36	30	21	71	4	-	4	6	1

PRYCE BENDER PITCHER • EDMOND, OKLA. (EDMOND NORTH HS)

YEAR	ERA	W-L	G-GS	CG	SV	IP	H	R	ER	BB	SO	HR	B/AVG.	WP	HBP	BK
2025	5.76	2-0	20-0	0	0	25.0	26	16	16	10	16	5	.257	1	6	0

BOBBY BENJAMIN OUTFIELDER • COLUMBUS, OHIO (ST. CHARLES)

YEAR	AVG.	GP-S	AB	R	H	2B	3B	HR	RBI	BB	SO	SB-A	PO	A	E	FLD%
1988	.288	71--	215	71	62	12	2	21	78	91	70	18-25	82	7	6	.937
1989	.253	58--	182	56	46	7	2	9	38	66	66	18-22	100	1	7	.935
1990	.335	68--	221	61	74	14	1	18	73	66	47	8-10	549	33	10	.983
TOTAL	.294	197--	618	188	182	33	5	48	189	223	183	44-57	731	41	23	.971

CHANDLER BENSON PITCHER • FRISCO, TEXAS (LIBERTY)

YEAR	ERA	W-L	G-GS	CG	SV	IP	H	R	ER	BB	SO	HR	B/AVG.	WP	HBP	BK
2022	5.25	0-0	15-0	0	0	12.0	17	7	7	4	10	2	.333	0	3	0

ANDY BENT PITCHER • BEATRICE, NEB. (BEATRICE)

YEAR	ERA	W-L	G-GS	CG	SV	IP	H	R	ER	BB	SO	HR	B/AVG.	WP	HBP	BK
2000	3.27	2-0	11-0	0	0	11.0	8	5	4	3	15	0	.190	1	1	0

TOM BERGAN PITCHER • GRANITE FALLS, WASH. (GRANITE FALLS)

YEAR	ERA	W-L	G-GS	CG	SV	IP	H	R	ER	BB	SO	HR	B/AVG.	WP	HBP	BK
1993	8.92	2-6	14-8	1	1	39.1	46	44	39	43	23	1	-	5	2	0
1994	4.75	5-7	17-17	0	0	102.1	119	62	54	50	68	6	-	9	6	1
TOTAL	5.91	7-13	31-25	1	1	141.2	165	106	93	93	91	7	-	14	9	1

AUSTIN BERGGREN PITCHER • OLATHE, KAN. (OLATHE EAST)

YEAR	ERA	W-L	G-GS	CG	SV	IP	H	R	ER	BB	SO	HR	B/AVG.	WP	HBP	BK
2023	8.10	0-0	3-0	0	0	3.1	4	5	3	2	5	0	.333	1	0	0

SERGIO BETANCOURT PITCHER • NORCO, CALIF. (NORCO)

YEAR	ERA	W-L	G-GS	CG	SV	IP	H	R	ER	BB	SO	HR	B/AVG.	WP	HBP	BK
1995	6.75	0-2	7-1	0	0	8.0	9	6	6	3	6	0	-	0	1	0
1996	9.00	0-1														

RYAN BOHANAN PITCHER • GODDARD, KAN. (GODDARD)

YEAR	AVG.	GP-S	AB	R	H	2B	3B	HR	RBI	BB	SO	SB-A	PO	A	E	FLD%
2005	.311	28-14	61	11	19	3	0	1	14	7	9	0-2	3	5	0	1.000
Year	ERA	W-L	G-GS	CG	SV	IP	H	R	ER	BB	SO	HR	B/AVG.	WP	HBP	BK
2005	2.79	1-1	21-1	0	1	29.0	25	11	9	10	22	1	.231	1	3	0

RYAN BOLDT OUTFIELDER • RED WING, MINN. (RED WING)

YEAR	AVG.	GP-S	AB	R	H	2B	3B	HR	RBI	BB	SO	SB-A	PO	A	E	FLD%
2014	.311	61-60	238	47	74	12	6	2	31	25	35	7-11	150	1	2	.987
2015	.344	55-55	218	45	75	7	2	1	21	27	27	9-13	117	2	2	.983
2016	.288	59-59	257	48	74	14	2	5	30	20	36	20-29	142	2	2	.986
TOTAL	.313	175-174	713	140	223	33	10	8	82	72	98	36-53	409	5	6	.986

RYAN BONESIO INFILDER/PITCHER • CARROLLTON, TEXAS (THE COLONY)

YEAR	AVG.	GP-S	AB	R	H	2B	3B	HR	RBI	BB	SO	SB-A	PO	A	E	FLD%
2002	.222	16-5	27	3	6	1	0	0	3	3	6	0-0	16	1	0	1.000

MATE BORGOGNO INFILDER • WEST COVINA, CALIF. (NOGALES)

YEAR	AVG.	GP-S	AB	R	H	2B	3B	HR	RBI	BB	SO	SB-A	PO	A	E	FLD%
1988	.360	65--	186	44	67	13	2	4	50	39	12	6-7	124	148	18	.938

EVAN BORST PITCHER • DES MOINES, IOWA (IOWA CENTRAL CC)

YEAR	ERA	W-L	G-GS	CG	SV	IP	H	R	ER	BB	SO	HR	B/AVG.	WP	HBP	BK
2024	7.62	2-0	16-0	0	0	13.0	10	13	11	12	16	0	.208	5	4	0

JOHNNY BOWDEN CATCHER • SPRINGFIELD, ORE. (THURSTON)

YEAR	AVG.	GP-S	AB	R	H	2B	3B	HR	RBI	BB	SO	SB-A	PO	A	E	FLD%
2004	.360	65--	186	44	67	13	2	4	50	39	12	6-7	124	148	18	.938

DREW BOWMAN PITCHER • MORRISON, COLO.

YEAR	ERA	W-L	G-GS	CG	SV	IP	H	R	ER	BB	SO	HR	B/AVG.	WP	HBP	BK
2007	4.31	4-1	14-8	0	0	39.2	46	20	19	11	30	1	.288	1	3	0

STEVE BOYD PITCHER • HASTINGS, NEB. (HASTINGS)

YEAR	ERA	W-L	G-GS	CG	SV	IP	H	R	ER	BB	SO	HR	B/AVG.	WP	HBP	BK
1992	4.03	3-4	25-1	0	9	38.0	28	18	17	24	37	4	-	2	2	0
1993	4.45	3-5	28-3	0	5	54.2	49	32	27	31	61	4	-	3	8	1
TOTAL	4.27	6-9	53-4	0	14	92.2	77	50	44	55	98	8	-	5	10	1

JESSE BOYER OUTFIELDER • LITTLETON, COLO. (COLUMBINE)

YEAR	AVG.	GP-S	AB	R	H	2B	3B	HR	RBI	BB	SO	SB-A	PO	A	E	FLD%
2004	.302	51-47	172	40	52	5	0	0	20	27	41	14-18	66	1	2	.971
2005	.271	49-45	177	34	48	11	1	1	17	20	29	4-6	64	0	1	.985
TOTAL	.287	100-92	349	74	100	16	1	1	37	47	70	18-24	130	1	3	.978

LUKE BOYNTON FIRST BASEMAN • MARIETTA, GA. (GEORGE WALTON)

YEAR	AVG.	GP-S	AB	R	H	2B	3B	HR	RBI	BB	SO	SB-A	PO	A	E	FLD%
2020	.423	9-6	26	2	11	1	0	0	4	1	7	1-1	51	0	0	1.000

CLAY BRADFORD OUTFIELDER • HUMBLE, TEXAS (ST. MARY'S (TX))

YEAR	AVG.	GP-S	AB	R	H	2B	3B	HR	RBI	BB	SO	SB-A	PO	A	E	FLD%
2024	.238	30-9	42	12	10	5	0	3	7	10	18	2-2	3	1	2	.667

ETHAN BRADFORD PITCHER • LAWRENCE, KAN. (FREE STATE)

YEAR	ERA	W-L	G-GS	CG	SV	IP	H	R	ER	BB	SO	HR	B/AVG.	WP	HBP	BK
2020	6.75	0-0	2-0	0	0	2.2	1	2	2	3	4	0	.111	0	0	0
2021	0.00	0-0	3-0	0	0	3.1	1	2	0	6	3	0	.100	1	0	0
2022	4.76	0-0	4-0	0	0	5.2	6	3	3	3	3	0	.300	1	0	0
TOTAL	3.86	0-0	9-0	0	0	11.2	8	7	5	12	10	0	.205	2	0	0

JARRON BRADLEY INFILDER • BELLEVUE, NEB. (BELLEVUE)

YEAR	AVG.	GP-S	AB	R	H	2B	3B	HR	RBI	BB	SO	SB-A	PO	A	E	FLD%
1987	.375	12-0	8	8	3	1	1	0	2	0	2	3-3	1	0	0	1.000

BRAXTON BRAGG PITCHER • KANSAS CITY, MO. (LIBERTY)

YEAR	ERA	W-L	G-GS	CG	SV	IP	H	R	ER	BB	SO	HR	B/AVG.	WP	HBP	BK
2020	10.12	0-1	4-1	0	0	5.1	7	6	6	4	6	0	.304	2	2	0
2021	8.04	1-2	11-0	0	0	15.2	21	15	14	6	18	5	.323	1	1	0
2022	3.28	2-6	17-1	0	5	35.2	31	18	13	8	37	2	.235	2	2	0
TOTAL	5.24	3-9	32-2	0	5	56.2	59	39	33	18	61	7	.268	5	5	0

HAROLD BRIGHT OUTFIELDER • DETROIT, MICH. (MUMFORD)

YEAR	AVG.	GP-S	AB	R	H	2B	3B	HR	RBI	BB	SO	SB-A	PO	A	E	FLD%
1979	.242	36--	66	7	16	2	1	0	11	6	18	4--	15	0	1	.938
1980	.302	42--	96	19	29	5	3	1	20	15	15	3--	40	1	6	.872
1981	.256	54--	156	34	40	12	0	2	19	21	27	6--	75	6	6	.931
1982	.297	57--	202	45	60	13	7	4	34	16	17	8--	84	6	5	.947
TOTAL	.279	189--	520	105	145	32	11	7	84	58	77	21--	214	13	18	.927

JACKSON BROCKETT PITCHER • OMAHA, NEB. (BUFORD (GA.))

YEAR	ERA	W-L	G-GS	CG	SV	IP	H	R	ER	BB	SO	HR	B/AVG.	WP	HBP	BK
2022	5.23	0-1	12-5	0	0	31.0	28	19	18	15	29	3	.237	5	4	0
2023	4.65	2-2	16-7	0	0	40.2	36	24	21	24	35	1	.234	5	2	0
2024	4.91	3-3	13-7	1	0	36.2	38	23	20	8	29	4	.264	4	2	0
2025	3.66	4-4	16-15	0	0	64.0	73	33	26	23	45	8	.283	6	5	0
TOTAL	4.44	9-10	57-34	1	0	172.1	175	99	85	70	138	16	.260	20	15	0

LUKE BRODERICK PITCHER • OMAHA, NEB. (IOWA WESTERN CC)

YEAR	ERA	W-L	G-GS	CG	SV	IP	H	R	ER	BB	SO	HR	B/AVG.	WP	HBP	BK
2025	3.25	4-2	27-0	0	13	36.0	29	14	13	22	43	3	.225	6	1	0

JOE BROEKEMEIER PITCHER • AURORA, NEB. (AURORA)

YEAR	ERA	W-L	G-GS	CG	SV	IP	H	R	ER	BB	SO	HR	B/AVG.	WP	HBP	BK
2009	5.91	1-0	8-1	0	0	10.2	9	11	7	5	2	0	.243	1	2	0

TROY BROHAWN PITCHER • WOOLFORD, MD. (CAMBRIDGE SOUTH DORCHESTER)

YEAR	ERA	W-L	G-GS	CG	SV	IP	H	R	ER	BB	SO	HR	B/AVG.	WP	HBP	BK
1993	3.16	13-0	15-14	9	0	111.0	90	43	39	56	123	8	-	7	5	1
1994	3.36	4-4	8-8	2	0	56.1	43	21	21	18	42	4	-	1	3	0
TOTAL	3.23	17-4	23-22	11	0	167.1	133	64	60	74	165	12	-	8	8	1

ANDREW BROWN INFILDER • CARROLLTON, TEXAS

YEAR	AVG.	GP-S	AB	R	H	2B	3B	HR	RBI	BB	SO	SB-A	PO	A	E	FLD%
1992	.311	56-56	180	40	56	7	3	2	22	33	38	6-9	331	21	6	.983
1993	.329	58-58	219	45	72	15	1	3	34	33	24	7-12	160	17	2	.989
1994	.250	35-35	136	16	34	8	0	0	9	22	13	0-1	61	22	0	1.000
TOTAL	.303	149-149	535	101	162	30	4	5	65	88	75	13-22	552	60	8	.987

JOHN BROWNELL PITCHER • OMAHA, NEB. (MILLARD WEST)

YEAR	ERA	W-L	G-GS	CG	SV	IP	H	R	ER	BB	SO	HR	B/AVG.	WP	HBP	BK
2003	9.00	0-0	2-0	0	0	4.0	6	4	4	0	5	1	.333	1	2	0

JAKE BUNZ PITCHER • ELKHORN, NEB. (HUTCHINSON CC)

YEAR	ERA	W-L	G-GS	CG	SV	IP	H	R	ER	BB	SO	HR	B/AVG.	WP	HBP	BK
2021	2.20	2-1	20-3	0	1	32.2	19	8	8	20	42	2	.168	3	1	0
2022	0.00	0-0	1-0	0	0	0.1	0	0	0	0	1	0	.000	0	0	0
2023	3.86	1-0	15-0	0	0	14.0	12	12	6	9	18	3	.235	0	0	0
TOTAL	2.68	3-1	36-3	0	1	47.0	31	20	14	29	61	5	.188	3	1	0

JASON BURCH PITCHER • PAPILLION, NEB. (PAPILLION-LA VISTA)

YEAR	ERA	W-L	G-GS	CG	SV	IP	H	R	ER	BB	SO	HR	B/AVG.	WP	HBP	BK
2001	7.65	1-0	7-4	0	0	20.0	33	22	17	5	19	2	.371	2	4	0
2002	5.19	3-2	17-2	0	1	34.2	40	28	20	14	21	3	.292	3	3	0
2003	2.89	4-1	18-1	0	5	28.0	29	17	9	11	32	2	.269	3	7	1
TOTAL	5.01	8-3	42-7	0	6	82.2	102	67	46	30	72	7	.305	8	14	1

DEREK BURKAMPER PITCHER • MUSCATINE, IOWA (MUSCATINE)

YEAR	ERA	W-L	G-GS	CG	SV	IP	H	R	ER	BB	SO	HR	B/AVG.	WP	HBP	BK
2014	8.59	0-1	5-1	0	0	7.1	14	8	7	1	3	0	.452	0	1	0
2015	3.84	5-3	12-12	0	0	65.2	69	29	28	17	44	5	.267	2	4	0
2016	3.09	6-3	15-12	0	0	70.0	55	30	24	34	55	3	.219	8	3	0
2017	3.53	6-6	15-15	0	0	71.1	79	32	28	29	49	4	.281	3	4	0
TOTAL	3.65	17-13	47-40	0	0	211.1	217	99	87	81	151	12	.264	13	12	0

TIM BURKE PITCHER • OMAHA, NEB. (RONCALLI)

YEAR	ERA	W-L	G-GS	CG	SV	IP	H	R	ER	BB	SO	HR	B/AVG.	WP	HBP	BK
1978	2.23	4-1	7-5	4	0	36.1	15	14	9	36	32	0	-	1	2	1
1979	2.47	7-3	13-12	4	0	69.1	53	32	19	35	78	0	-	4	5	0
1980	3.02	8-6	15-13	8	0	86.1	70	35	29	35	68	0	-	3	3	0
TOTAL	2.67	19-10	35-30	16	0	192.0	138	81	57	106	178	0	-	8	10	1

CORY BURLESON CATCHER • MIDLAND, TEXAS (MIDLAND CHRISTIAN)

YEAR	AVG.	GP-S	AB	R	H	2B	3B	HR	RBI	BB	SO	SB-A	PO	A	E	FLD%
2009	.275	32-24	80	16	22	3	0	1	8	8	32	2-3	153	11	2	.988
2010	.274	33-23	73	14	20	2	0	1	9	16	20	1-3	157	25	4	.978
2011	.223	40-34	121	14	27	7	0	2	21	13	33	1-3	187	36	1	.996
2012	.273	44-38	132	25	36	7	0	1	22	9	32	3-3	198	46	2	.992
TOTAL	.259	149-119	406	69	105	19	0	5	60	46	117	7-12	695	118	9	.989

CASEY BURNHAM OUTFIELDER • GRAND ISLAND, NEB. (GRAND ISLAND/KANSAS)

YEAR	AVG.	GP-S	AB	R	H	2B	3B	HR	RBI	BB	SO	SB-A	PO	A	E	FLD%
2023	.273	52-51	165	46	45	10	3	2	24	21	46	9-9	122	0	1	.992

MATT BUTCHER INFILDER • LOS ANGELES, CALIF.

YEAR	AVG.	GP-S	AB	R	H	2B	3B	HR	RBI	BB	SO	SB-A	PO	A	E	FLD%
1983	.333	26--	60	16	20	4	2	1	12	7	7	2--	19	53	10	.878

WAYLON BYERS PITCHER • MILO, IOWA (SOUTHEAST WARREN)

YEAR	ERA	W-L	G-GS	CG	SV	IP	H	R	ER	BB	SO	HR	B/AVG.	WP	HBP	BK
2000	10.38	0-0	5-0	0	0	4.1	7	5	5	6	2	0	.389	0	0	0
2001	3.43	3-0	14-2	0	0	21.0	24	10	8	8	17	1	.293	1	1	0
2002	3.45	1-5	22-1	0	3	28.2	27	13	11	4	24	2	.255	5	2	0
TOTAL	4.00	4-5	41-3	0	3	54.0	58	28	24	18	43	3	.282	6	3	0

DYLAN CAREY INFILDER • CASTLE ROCK, COLO. (PONDEROSA)

YEAR	AVG.	GP-S	AB	R	H	2B	3B	HR	RBI	BB	SO	SB-A	PO	A	E	FLD%
2023	.275	53-53	207	33	57	9	2	4	30	16	49	4-5	33	97	5	.963
2024	.255	61-61	235	30	60	18	0	7	31	17	63	3-6	84	128	9	.959
2025	.288	62-62	222	49	64	20	0	8	41	21	54	5-8	76	168	13	.949
TOTAL	.273	176-176	664	112	181	47	2	19	102	54	166	12-19	193	393	27	.956

DANIEL CARLSON INFILDER • OMAHA, NEB. (RYAN)

YEAR	AVG.	GP-S	AB	R	H	2B	3B	HR	RBI	BB	SO	SB-A	PO	A	E	FLD%
1986	.500	1-0	2	1	1	0	1	0	1	0	0	0-0	0	0	0	.000

JOSH CARON CATCHER • SUN PRAIRIE, WIS. (SUN PRAIRIE)

YEAR	AVG.	GP-S	AB	R	H	2B	3B	HR	RBI	BB	SO	SB-A	PO	A	E	FLD%
2022	.179	26-22	78	10	14	3	0	0	7	11	19	1-1	93	13	1	.991
2023	.256	48-48	180	33	46	11	0	7	29	19	31	1-1	327	29	2	.994
2024	.308	60-59	240	46	74	15	1	16	65	25	51	3-4	454	44	4	.992
TOTAL	.269	134-129	498	89	134	29	1	23	101	55	101	5-6	874	86	7	.993

TIM CARROLL OUTFIELDER • DENVER, COLO.

YEAR	AVG.	GP-S	AB	R	H	2B	3B	HR	RBI	BB	SO	SB-A	PO	A	E	FLD%
1977	.317	38--	123	26	39	9	2	3	11	8	20	4--	42	2	1	.978
1978	.295	49--	139	27	41	8	2	3	37	24	15	5--	56	4	2	.968
TOTAL	.305	87--	262	53	80	17	4	6	48	32	35	9--	98	6	3	.972

JEFF CARTER INFILDER/OUTFIELDER • EVANSTON, ILL. (TOWNSHIP)

YEAR	AVG.	GP-S	AB	R	H	2B	3B	HR	RBI	BB	SO	SB-A	PO	A	E	FLD%
1982	.250	24--	20	6	5	1	0	0	5	0	2	0--	2	0	0	1.000
1983	.291	42--	110	33	32	3	1	2	19	27	20	18--	41	5	3	.939
1984	.274	66--	237	53	65	8	6	1	26	53	32	43--	71	140	31	.872
1985	.293	69--	242	85	71	11	4	8	44	81	48	41--	112	8	10	.923
TOTAL	.284	201--	609	177	172	23	11	11	94	161	102	102--	226	153	44	.896

JAMES CASTRO PITCHER • COLTON, CALIF. (COLTON)

YEAR	ERA	W-L	G-GS	CG	SV	IP	H	R	ER	BB	SO	HR	B/AVG.	WP	HBP	BK
1995	6.71	3-2	16-6	0	0	53.2	59	44	40	33	30	7	-	4	6	0

EFRY CERVANTES INFILDER • TUCSON, ARIZ. (SOUTH MOUNTAIN CC)

YEAR	AVG.	GP-S	AB	R	H	2B	3B	HR	RBI	BB	SO	SB-A	PO	A	E	FLD%
2021	.082	36-14	49	7	4	0	0	0	4	8	12	1-2	19	25	1	.978
2022	.187	40-37	107	12	20	4	0	1	10	13	20	0-1	35	79	3	.974
2023	.274	32-16	73	16	20	3	0	3	12	4	8	0-0	69	11	0	1.000
TOTAL	.192	108-67	229	35	44	7	0	4	26	25	40	1-3	123	115	4	.983

JOBA CHAMBERLAIN PITCHER • LINCOLN, NEB. (NORTHEAST)

YEAR	ERA	W-L	G-GS	CG	SV	IP	H	R	ER	BB	SO	HR	B/AVG.	WP	HBP	BK
2005	2.81	10-2	18-18	1	0	118.2	94	44	37	33	130	7	.218	4	8	3
2006	3.93	6-5	14-14	0	0	89.1	84	41	39	34	102	8	.255	5	6	1
TOTAL	3.29	16-7	32-32	1	0	208.0	175	85	76	67	232	15	-	9	14	4

SEAN CHANDLER PITCHER • BELLEVUE, NEB. (PAPILLION-LA VISTA)

YEAR	ERA	W-L	G-GS	CG	SV	IP	H	R	ER	BB	SO	HR	B/AVG.	WP	HBP	BK
2016	9.64	0-0	7-0	0	0	9.1	11	11	10	17	9	0	.282</			

TJ COATS PITCHER • OVERLAND PARK, KAN. (CLOUD COUNTY CC)

YEAR	ERA	W-L	G-GS	CG	SV	IP	H	R	ER	BB	SO	HR	B/AVG.	WP	HBP	BK
2025	7.15	0-0	8-3	0	0	11.1	9	10	9	13	15	2	.220	5	3	0

JOHN COLE INFILDER • KANATA, ONTARIO (EARL OF MARCH)

YEAR	AVG.	GP-S	AB	R	H	2B	3B	HR	RBI	BB	SO	SB-A	PO	A	E	FLD%
1999	.396	49-31	144	48	57	3	3	7	46	11	18	15-15	69	36	3	.972
2000	.323	54-51	201	41	65	11	2	2	38	18	27	16-20	85	86	9	.950
2001	.418	63-56	239	71	100	15	4	11	61	20	26	28-30	100	41	6	.959
TOTAL	.380	166-138	584	160	222	29	9	20	145	49	71	59-65	254	163	18	.959

BOOMER COLLINS OUTFIELDER • WAXAHACHIE, TEXAS (WAXAHACHIE)

YEAR	AVG.	GP-S	AB	R	H	2B	3B	HR	RBI	BB	SO	SB-A	PO	A	E	FLD%
2009	.245	40-24	94	19	23	3	1	1	11	13	21	6-8	35	0	3	.921
2010	.215	31-20	79	14	17	3	0	2	6	13	16	5-7	37	1	2	.950
TOTAL	.231	71-44	173	33	40	6	1	3	17	26	37	11-15	72	1	5	.936

FRANCIS COLLINS OUTFIELDER • SAN FRANCISCO, CALIF. (SACRED HEART)

YEAR	AVG.	GP-S	AB	R	H	2B	3B	HR	RBI	BB	SO	SB-A	PO	A	E	FLD%
1995	.000	1-0	0	0	0	0	0	0	0	0	0	0-0	0	0	0	.000
1996	.424	55-50	217	60	92	10	2	1	37	42	21	19-26	113	4	2	.983
1997	.384	62-62	284	83	109	17	3	3	34	29	39	13-17	153	12	3	.982
TOTAL	.401	118-112	501	143	201	27	5	4	71	71	60	32-43	266	16	5	.983

Year	ERA	W-L	G-GS	CG	SV	IP	H	R	ER	BB	SO	HR	B/AVG.	WP	HBP	BK
1996	0.00	0-0	1-0	0	0	1.0	1	0	0	1	0	0	-	0	0	0

CHARLIE COLON CATCHER • LINCOLN, NEB. (LINCOLN NORTHEAST)

YEAR	AVG.	GP-S	AB	R	H	2B	3B	HR	RBI	BB	SO	SB-A	PO	A	E	FLD%
1988	.167	14--	6	4	1	0	0	0	0	5	2	0-0	25	3	0	1.000
1989	.167	40--	60	13	10	1	0	0	12	22	21	1-2	141	13	4	.975
1990	.400	17--	5	2	2	0	0	0	0	0	1	0-0	10	5	1	.938
TOTAL	.183	71--	71	19	13	1	0	0	12	27	24	1-2	176	21	5	.975

YEAR	ERA	W-L	G-GS	CG	SV	IP	H	R	ER	BB	SO	HR	B/AVG.	WP	HBP	BK
1990	7.34	3-3	12-5	0	0	30.2	47	37	25	13	14	1	-	0	3	0

BEN COLUMBUS INFILDER/CATCHER • NORTH VANCOUVER, B.C. (WHARTON COUNTY JC)

YEAR	AVG.	GP-S	AB	R	H	2B	3B	HR	RBI	BB	SO	SB-A	PO	A	E	FLD%
2023	.262	47-38	141	24	37	8	0	0	19	25	40	2-2	269	15	1	.996
2024	.309	44-34	123	21	38	5	0	7	29	23	34	0-0	188	14	4	.981
TOTAL	.284	91-72	264	45	75	13	0	7	48	48	74	2-2	457	29	5	.990

KELLY COMBS INFILDER • SANTA ANA, CALIF.

YEAR	AVG.	GP-S	AB	R	H	2B	3B	HR	RBI	BB	SO	SB-A	PO	A	E	FLD%
1979	.271	33--	59	11	16	2	0	0	6	6	9	4--	15	46	12	.836
1980	.286	29--	21	2	6	2	0	0	6	2	1	0-0	4	11	4	.789
TOTAL	.275	62--	80	13	22	4	0	0	12	8	10	4--	19	57	16	.826

DERRICK CONTE PITCHER • OKLAHOMA CITY, OKLA. (HERITAGE HALL)

YEAR	ERA	W-L	G-GS	CG	SV	IP	H	R	ER	BB	SO	HR	B/AVG.	WP	HBP	BK
2001	3.05	2-1	12-1	0	0	20.2	14	17	7	16	16	2	.182	1	6	0

KHIRY COOPER OUTFIELDER • SHREVEPORT, LA. (CALVARY BAPTIST ACADEMY)

YEAR	AVG.	GP-S	AB	R	H	2B	3B	HR	RBI	BB	SO	SB-A	PO	A	E	FLD%
2009	.229	35-20	70	14	16	2	0	2	9	5	22	3-5	29	0	3	.906
2010	.258	30-16	62	11	16	5	0	0	8	2	22	1-1	39	0	0	1.000
2011	.260	37-34	96	19	25	7	0	0	12	14	37	6-7	71	4	1	.987
TOTAL	.250	102-70	228	44	57	14	0	2	29	21	81	10-13	139	4	4	.973

CRAIG CORRISTON INFILDER • PARIS, TEXAS

YEAR	AVG.	GP-S	AB	R	H	2B	3B	HR	RBI	BB	SO	SB-A	PO	A	E	FLD%
2007	.320	54-53	206	33	66	10	2	5	41	10	31	7-9	60	90	14	.915
2008	.277	45-42	155	29	43	13	0	5	33	11	36	5-6	297	25	1	.997
TOTAL	.302	99-95	361	62	109	23	2	10	74	21	67	12-15	357	115	15	.969

JEFF COSTELLO PITCHER • OMAHA, NEB. (OMAHA BENSON)

YEAR	ERA	W-L	G-GS	CG	SV	IP	H	R	ER	BB	SO	HR	B/AVG.	WP	HBP	BK
1976	4.97	2-1	10-6	1	0	38.0	38	29	21	2	27	-	-	2	0	1
1977	4.44	4-5	12-8	4	0	52.2	58	32	26	17	48	-	-	4	2	0
1978	3.31	6-4	13-12	6	0	68.0	69	40	25	17	32	-	-	0	1	0
1979	2.49	5-0	12-6	5	0	50.2	50	17	14	16	32	-	-	1	0	1
TOTAL	3.70	17-10	47-32	16	0	209.1	215	118	86	70	139	-	-	7	3	2

ANDY COTTON INFILDER • LINCOLN, NEB. (SOUTHWEST)

YEAR	AVG.	GP-S	AB	R	H	2B	3B	HR	RBI	BB	SO	SB-A	PO	A	E	FLD%
2008	.200	23-11	35	3	7	0	1	0	2	2	8	0-0	14	41	5	.917

JARON COTTON INFILDER • LEANDER, TEXAS (BARTON COUNTY CC)

YEAR	AVG.	GP-S	AB	R	H	2B	3B	HR	RBI	BB	SO	SB-A	PO	A	E	FLD%
2025	.000	17-0	4	5	0	0	0	0	0	0	2	0-0	3	1	0	1.000

BOB COURTER PITCHER • KANSAS CITY, MO. (ROCKHURST)

YEAR	ERA	W-L	G-GS	CG	SV	IP	H	R	ER	BB	SO	HR	B/AVG.	WP	HBP	BK
1994	12.19	1-0	7-0	0	0	10.1	11	17	14	13	9	4	-	5	6	0
1995	5.90	4-1	14-10	0	0	61.0	64	50	40	40	57	4	-	4	1	1
TOTAL	6.81	5-1	21-10	0	0	71.1	75	67	54	53	66	8	-	9	7	1

JUSTIN COWAN CATCHER • TUMWATER, WASH. (TUMWATER)

YEAR	AVG.	GP-S	AB	R	H	2B	3B	HR	RBI	BB	SO	SB-A	PO	A	E	FLD%
1999	.312	58-57	221	52	69	21	1	9	60	21	30	7-8	156	16	2	.989
2000	.271	60-59	240	61	89	23	0	10	74	24	31	7-7	335	34	6	.984
TOTAL	.343	118-116	461	113	158	44	1	19	134	45	61	14-15	491	50	8	.985

CHRISTIAN COX OUTFIELDER • ABERDEEN, S.D. (RONCALLI)

YEAR	AVG.	GP-S	AB	R	H	2B	3B	HR	RBI	BB	SO	SB-A	PO	A	E	FLD%
2014	.300	34-12	60	17	18	1	0	0	6	5	12	1-1	19	0	0	1.000
2015	.147	33-18	68	7	10	2	0	3	11	8	16	0-0	31	1	0	1.000
TOTAL	.219	67-30	128	24	28	3	0	3	17	13	28	1-1	50	1	0	1.000

YEAR	ERA	W-L	G-GS	CG	SV	IP	H	R	ER	BB	SO	HR	B/AVG.	WP	HBP	BK
2014	5.40	0-0	2-0	0	0											

TIMOTHY DEHART PITCHER • SANTA CLARA, CALIF. (CUPERTINO)

YEAR	ERA	W-L	G-GS	CG	SV	IP	H	R	ER	BB	SO	HR	B/AVG.	WP	HBP	BK
1998	5.40	0-0	4-0	0	0	6.2	5	4	4	4	3	1	-	0	2	0

CHRISTIAN DELEON PITCHER • RICHMOND, TEXAS (FOSTER)

YEAR	ERA	W-L	G-GS	CG	SV	IP	H	R	ER	BB	SO	HR	B/AVG.	WP	HBP	BK
2013	3.21	7-4	14-14	1	0	92.2	101	34	33	15	46	6	.285	6	7	0
2014	2.46	5-2	11-11	2	0	80.1	71	25	22	16	39	4	.240	1	3	1
TOTAL	2.86	12-6	25-25	3	0	173.0	172	59	55	31	85	10	.264	7	10	1

CASEY DESKINS PITCHER • TUMWATER, WASH. (TUMWATER)

YEAR	ERA	W-L	G-GS	CG	SV	IP	H	R	ER	BB	SO	HR	B/AVG.	WP	HBP	BK
1993	4.15	0-0	2-1	0	0	8.2	5	5	4	7	12	0	-	3	2	0

VINCE DI GRANDI INFILDER • MAHOPAC, N.Y. (MAHOPAC)

YEAR	AVG.	GP-S	AB	R	H	2B	3B	HR	RBI	BB	SO	SB-A	PO	A	E	FLD%
1990	.200	45--	100	15	20	2	1	1	11	8	33	4-5	47	102	16	.903
1991	.216	37--	88	13	19	3	0	1	9	14	21	0-0	37	77	18	.864
TOTAL	.207	82--	188	28	39	5	1	2	20	22	54	4-5	84	179	34	.886

MARK DIBENEDETTI PITCHER • LOS ANGELES, CALIF.

YEAR	ERA	W-L	G-GS	CG	SV	IP	H	R	ER	BB	SO	HR	B/AVG.	WP	HBP	BK
1978	3.56	5-1	9-8	0	3	43.0	36	26	17	44	33	-	-	3	1	2

SAYER DIEDERICH PITCHER • OMAHA, NEB. (ELKHORN SOUTH)

YEAR	ERA	W-L	G-GS	CG	SV	IP	H	R	ER	BB	SO	HR	B/AVG.	WP	HBP	BK
2020	4.91	0-0	3-0	0	0	3.2	3	2	2	4	2	0	.300	2	2	0
2021	9.00	0-0	3-0	0	0	2.0	1	2	2	2	0	0	.167	1	0	0
TOTAL	6.35	0-0	6-0	0	0	5.2	4	4	4	6	4	0	2.50	3	2	0

CRAIG DIETZ PITCHER • LINCOLN, NEB. (LINCOLN NORTHEAST)

YEAR	ERA	W-L	G-GS	CG	SV	IP	H	R	ER	BB	SO	HR	B/AVG.	WP	HBP	BK
1980	3.34	3-1	9-4	2	0	29.2	12	15	11	24	41	-	-	3	4	0

ELIJAH DILDAY OUTFILDER • ST. CHARLES, MO. (FRANCIS HOWELL)

YEAR	AVG.	GP-S	AB	R	H	2B	3B	HR	RBI	BB	SO	SB-A	PO	A	E	FLD%
2015	.205	20-12	44	6	9	2	1	0	5	2	10	2-2	21	0	0	1.000
2016	.226	19-18	62	11	14	1	2	0	5	3	15	1-1	32	1	0	1.000
TOTAL	.217	39-30	106	17	23	3	3	0	10	5	25	3-3	53	1	0	1.000

TOM DINGES CATCHER • SAN MATEO, CALIF. (SERRA)

YEAR	AVG.	GP-S	AB	R	H	2B	3B	HR	RBI	BB	SO	SB-A	PO	A	E	FLD%
1991	1.000	7-0	1	0	1	0	0	0	0	0	0	0-0	5	1	0	1.000
1992	.091	12-2	22	3	2	1	0	0	2	1	4	0-1	40	7	0	1.000
TOTAL	.130	19-2	23	3	3	1	0	0	2	1	4	0-1	45	8	0	1.000

DAN DIXON OUTFILDER • SPRING VALLEY, CALIF.

YEAR	AVG.	GP-S	AB	R	H	2B	3B	HR	RBI	BB	SO	SB-A	PO	A	E	FLD%
1978	.288	56--	177	33	51	10	2	7	35	27	35	15--	89	4	6	.939

MIKE DOBBS PITCHER • LINCOLN, NEB. (LINCOLN EAST)

YEAR	ERA	W-L	G-GS	CG	SV	IP	H	R	ER	BB	SO	HR	B/AVG.	WP	HBP	BK
1983	1.96	0-3	7-4	0	0	23.0	14	6	5	12	15	-	-	0	0	0
1984	5.30	3-3	15-6	1	1	37.1	41	27	17	26	-	-	-	0	0	0
1985	4.38	6-1	16-10	3	0	74.0	80	49	36	30	56	-	-	0	0	2
1986	5.51	4-6	12-10	3	0	63.2	68	45	39	35	39	-	-	4	4	1
TOTAL	4.64	13-13	50-30	7	1	198.0	203	127	102	94	136	-	-	4	4	3

BRIAN DOERR PITCHER • RALSTON, NEB. (RALSTON)

YEAR	ERA	W-L	G-GS	CG	SV	IP	H	R	ER	BB	SO	HR	B/AVG.	WP	HBP	BK
1997	6.35	0-0	5-1	0	0	5.2	9	7	4	6	7	1	-	4	0	0

AARON DOLNEY CATCHER • PLYMOUTH, MICH. (DETROIT COUNTRY DAY)

YEAR	AVG.	GP-S	AB	R	H	2B	3B	HR	RBI	BB	SO	SB-A	PO	A	E	FLD%
2020	.000	2-0	1	1	0	0	0	0	0	1	0	0-0	0	0	0	.000

NICK DOLSKY PITCHER • APPLE VALLEY, MINN. (EASTVIEW)

YEAR	ERA	W-L	G-GS	CG	SV	IP	H	R	ER	BB	SO	HR	B/AVG.	WP	HBP	BK
2011	1.04	0-0	7-0	0	0	8.2	3	1	1	6	10	0	.107	1	0	0

JOHNNY DORN PITCHER • GRAND ISLAND, NEB. (GRAND ISLAND)

YEAR	ERA	W-L	G-GS	CG	SV	IP	H	R	ER	BB	SO	HR	B/AVG.	WP	HBP	BK
2005	2.16	12-2	20-13	1	1	104.0	75	33	25	21	76	5	.199	2	9	1
2006	3.89	9-4	14-14	2	0	83.1	89	45	36	26	49	5	.274	3	5	1
2007	5.23	10-3	16-16	2	0	93.0	93	58	54	38	71	10	.270	7	14	0
2008	2.45	6-2	15-15	2	0	106.1	82	34	29	29	102	4	.214	7	17	0
TOTAL	3.35	37-11	65-58	7	1	386.2	339	170	144	114	298	24	.237	19	45	2

BRIAN DOWNING PITCHER • THOUSAND OAKS, CALIF. (THOUSAND OAKS)

YEAR	ERA	W-L	G-GS	CG	SV	IP	H	R	ER	BB	SO	HR	B/AVG.	WP	HBP	BK
1998	6.75	2-3	8-3	0	0	21.1	28	17	16	7	15	5	-	1	0	0

MATT DREVO PITCHER • LINCOLN, NEB. (LINCOLN CHRISTIAN)

YEAR	ERA	W-L	G-GS	CG	SV	IP	H	R	ER	BB	SO	HR	B/AVG.	WP	HBP	BK
1997	7.71	0-0	6-0	0	0	7.0	9	6	6	1	2	0	-	5	2	0

PATRICK DRISCOLL PITCHER • OMAHA, NEB. (OMAHA CENTRAL)

YEAR	ERA	W-L	G-GS	CG	SV	IP	H	R	ER	BB	SO	HR	B/AVG.	WP	HBP	BK
1996	4.95	3-5	17-7	4	0	63.2	67	48	35	29	44	5	-	4	3	1
1997	6.08	3-8	16-14	2	0	90.1	126	77	61	33	78	9	-	1	8	1
TOTAL	5.61	6-13	33-21	6	0	154.0	193	125	96	62	122	14	-	5	11	2

KENNY DUEBELBEIS PITCHER • LOS GATOS, CALIF. (LOS GATOS)

YEAR	ERA	W-L	G-GS	CG	SV	IP	H	R	ER	BB	SO	HR	B/AVG.	WP	HBP	BK
1997	7.39	3-5	13-9	1	0	56.0	60	47	46	37	39	14	-	5	0	1
1998	6.09	2-3	12-9	0	0	54.2	72	40	37	21	31	11	-	1	4	1
TOTAL	6.75	5-8	25-18	1	0	110.2	132	87	83	58	70	25	-	6	4	2

BRIAN DUENSING PITCHER • OMAHA, NEB. (MILLARD SOUTH)

YEAR	ERA	W-L	G-GS	CG	SV	IP	H	R	ER	BB	SO	HR	B/AVG.	WP	HBP	BK
2002	4.73	6-2	18-12	0	0	78.0	82	42	41	25	60	6	.270	3	2	0
2003	2.42	3-0	4-4	1	0	22.1	14	8	6	6	24	0	.179	0	3	0
2005	3.00	8-0	23-10	1	0	84.0	69	28	28	28	52	5	.228	2	7	2
TOTAL	3.66	17-2	45-26	2	0	184.1	165	78	75	59	136	11	.241	5	12	2

DEREK DUKART INFILDER • MILWAUKIE, ORE. (REX PUTNAM)

YEAR	AVG.	GP-S	AB	R	H	2B	3B	HR	RBI	BB	SO	SB-A	PO	A	E	F
------	------	------	----	---	---	----	----	----	-----	----	----	------	----	---	---	---

GABE GARCIA FIRST BASEMAN • SAN JOSE, CALIF. (DEL MAR)

YEAR	AVG.	GP-S	AB	R	H	2B	3B	HR	RBI	BB	SO	SB-A	PO	A	E	FLD%
1997	.321	47-65	184	33	59	22	0	7	58	22	41	1-2	67	2	2	.972

JAMES GARCIA OUTFIELDER • COLTON, CALIF. (COLTON)

YEAR	AVG.	GP-S	AB	R	H	2B	3B	HR	RBI	BB	SO	SB-A	PO	A	E	FLD%
1992	.243	48-30	111	25	27	4	2	2	17	18	27	3-5	40	1	1	.976
1993	.313	46-33	134	21	42	12	0	2	24	16	24	9-12	54	0	2	.964
TOTAL	.282	94-63	245	46	69	16	2	4	41	34	51	12-17	94	1	3	.969

ARMANDO GARZA PITCHER • ALLIANCE, NEB.

YEAR	ERA	W-L	G-GS	CG	SV	IP	H	R	ER	BB	SO	HR	B/AVG.	WP	HBP	BK
1990	6.44	2-6	26-5	0	1	50.1	47	50	36	51	63	6	-	11	7	1

MICHAEL GARZA PITCHER • CORPUS CHRISTI, TEXAS (CARROLL/INCARNATE WORD)

YEAR	ERA	W-L	G-GS	CG	SV	IP	H	R	ER	BB	SO	HR	B/AVG.	WP	HBP	BK
2023	6.84	2-3	12-4	0	0	26.1	42	22	20	10	25	4	.344	8	1	1

BOB GEBLER OUTFIELDER • WESTERLY, R.I. (WESTERLY)

YEAR	AVG.	GP-S	AB	R	H	2B	3B	HR	RBI	BB	SO	SB-A	PO	A	E	FLD%
1977	.250	29--	44	11	11	4	2	1	6	15	8	6--	13	3	0	1.000
1978	.309	49--	152	46	47	8	7	2	22	35	26	11--	16	1	3	.850
1979	.317	64--	221	61	70	8	4	4	30	32	25	18--	13	1	1	.933
TOTAL	.307	142--	417	118	128	20	13	7	58	82	59	35--	42	5	4	.922

STEVE GEHRKE PITCHER • MURRAY, UTAH (MURRAY)

YEAR	ERA	W-L	G-GS	CG	SV	IP	H	R	ER	BB	SO	HR	B/AVG.	WP	HBP	BK
1980	2.51	8-2	13-11	6	0	68.0	54	23	19	27	60	-	-	5	0	0
1981	4.13	7-4	13-12	7	0	80.2	87	47	37	33	76	-	-	5	2	0
1982	5.79	2-1	5-5	0	0	23.1	24	17	15	9	28	-	-	3	1	0
1983	0.00	0-0	2-0	0	0	6.0	2	0	0	7	3	-	-	0	0	0
TOTAL	3.79	17-7	33-28	13	0	178.0	167	87	71	76	167	-	-	13	3	0

ANDY GERCH OUTFIELDER • LINCOLN, NEB. (PIUS X)

YEAR	AVG.	GP-S	AB	R	H	2B	3B	HR	RBI	BB	SO	SB-A	PO	A	E	FLD%
2005	.364	57-38	151	33	55	7	2	4	35	14	23	3-6	64	9	2	.973
2006	.290	37-33	131	25	38	8	2	4	18	9	21	0-2	1	0	0	1.000
2007	.304	58-57	224	30	68	14	1	5	32	18	37	7-9	75	7	4	.953
TOTAL	.318	152-128	506	88	161	29	5	13	85	41	81	10-17	140	16	6	.963

STEVE GEWECKE PITCHER • ARCADIA, CALIF.

YEAR	ERA	W-L	G-GS	CG	SV	IP	H	R	ER	BB	SO	HR	B/AVG.	WP	HBP	BK
1987	7.99	0-3	9-3	0	0	32.2	37	38	29	30	33	3	-	3	1	0

DREW GILIN INFILDER • OMAHA, NEB. (MILLARD SOUTH)

YEAR	AVG.	GP-S	AB	R	H	2B	3B	HR	RBI	BB	SO	SB-A	PO	A	E	FLD%
2019	.100	8-1	10	0	1	0	0	0	0	0	9	0-1	2	3	0	1.000
2020	.200	5-2	10	1	2	0	0	0	2	0	3	0-0	2	6	1	.889
TOTAL	.150	13-3	20	1	3	0	0	0	2	0	12	0-1	4	9	1	.929

TURNER GILL INFILDER • FT. WORTH, TEXAS (ARLINGTON HEIGHTS)

YEAR	AVG.	GP-S	AB	R	H	2B	3B	HR	RBI	BB	SO	SB-A	PO	A	E	FLD%
1983	.284	48--	169	33	48	10	5	2	30	18	24	8-8	64	133	16	.925

KURT GILLER PITCHER • MANHATTAN, KAN. (MANHATTAN)

YEAR	ERA	W-L	G-GS	CG	SV	IP	H	R	ER	BB	SO	HR	B/AVG.	WP	HBP	BK
2010	11.20	0-1	8-0	0	1	13.2	20	17	17	9	11	2	.351	0	1	0

PHIL GOGUEN PITCHER • SAN DIEGO, CALIF. (SOUTHWEST)

YEAR	ERA	W-L	G-GS	CG	SV	IP	H	R	ER	BB	SO	HR	B/AVG.	WP	HBP	BK
1986	2.77	3-0	10-2	1	0	26.0	26	13	8	25	20	0	-	2	2	0
1987	6.21	7-3	12-9	4	1	62.1	53	52	43	58	75	8	-	18	4	0
1988	7.39	2-1	16-2	0	0	35.1	35	32	29	26	41	8	-	2	3	0
TOTAL	5.82	12-4	38-13	5	1	123.2	114	97	80	109	136	16	-	22	9	0

COLBY GOMES INFILDER/PITCHER • OMAHA, NEB. (MILLARD WEST)

YEAR	AVG.	GP-S	AB	R	H	2B	3B	HR	RBI	BB	SO	SB-A	PO	A	E	FLD%
2019	.209	44-43	148	19	31	8	0	1	18	16	54	0-2	326	17	4	.988
2022	.333	28-23	84	17	28	6	0	7	20	4	28	1-1	189	12	3	.985
TOTAL	.254	72-66	232	36	59	14	0	8	38	20	82	1-3	516	31	7	.987

JUSTIN GOMES PITCHER • EUGENE, ORE. (SHELDON)

YEAR	ERA	W-L	G-GS	CG	SV	IP	H	R	ER	BB	SO	HR	B/AVG.	WP	HBP	BK
2019	4.09	0-3	19-2	0	13	22.0	23	12	10	8	19	1	.271	2	2	0
2020	6.89	0-1	4-4	0	0	15.2	20	12	12	7	5	4	.328	0	1	0
2022	27.00	0-1	2-0	0	0	1.1	5	4	4	1	0	0	.556	0	1	0
TOTAL	6.00	0-5	25-6	0	13	39.0	48	28	26	16	24	5	.310	2	4	0

DAVID GONZALEZ OUTFIELDER • IRVINE, CALIF. (MATER DEI)

YEAR	AVG.	GP-S	AB	R	H	2B	3B	HR	RBI	BB	SO	SB-A	PO	A	E	FLD%
1994	.188	13-9	32	2	6	1	0	0	5	10	11	1-1	12	1	1	.929

ALEX GORDON INFILDER • LINCOLN, NEB. (LINCOLN SOUTHWEST)

YEAR	AVG.	GP-S	AB	R	H	2B	3B	HR	RBI	BB	SO	SB-A	PO	A	E	FLD%
2003	.319	62-58	216	45	69	13	2	7	48	29	34	8-17	32	93	11	.919
2004	.365	59-59	211	64	77	18	5	18	75	47	34	12-14	50	126	12	.936
2005	.372	72-72	253	79	94	22	4	19	66	63	38	23-26	48	172	15	.936
TOTAL	.353	193-189	680	188	240	53	11	44	189	139	106	43-57	130	391	38	.932

LUKE GORSETT OUTFIELDER • DENVER, COLO.

YEAR	AVG.	GP-S	AB	R	H	2B	3B	HR	RBI	BB	SO	SB-A	PO	A	E	FLD%
2006	.348	56-54	207	44	72	14	1	15	48	20	31	8-13	98	6	5	.954

AARON GOZART CATCHER • ABERDEEN, WASH. (ABERDEEN)

YEAR	AVG.	GP-S	AB	R	H	2B	3B	HR	RBI	BB	SO	SB-A	PO	A	E	FLD%
2000	.226	33-23	62	15	14	1	0	0	5	27	27	5-6	155	14	4	.977

BOB GRECO PITCHER • PAPILLION, NEB. (PAPILLION-LA VISTA SOUTH)

YEAR	ERA	W-L	G-GS	CG	SV	IP	H	R	ER	BB	SO	HR	B/AVG.	WP	HBP	BK
2014	3.63	3-2	26-0	0	1	39.2	38	16	16	14	32	2	.260	2	4	1

JOHN GROSE CATCHER • HENDERSON, NEV. (GREEN VALLEY)

YEAR	AVG.	GP-S	AB	R	H	2B	3B	HR	RBI	BB	SO	SB-A	PO	A	E	FLD%
2002	.384	44-37	125	28	48	14	0	4	38	21	20	2-2	221	32	5	.981
2003	.302	45-41	149	32	45	3	0	4	22	12	21	7-8	176	18	4	.980
2004	.192	52-50	177	25	34	4	0	6	28	17	38	3-6	292	40	5	.985
TOTAL	.282	141-128	451	85	127	21	0	14	88	50	79	12-16	689	90	14	.982

KIP GROSS PITCHER • GERING, NEB. (MURRAY STATE)

YEAR	ERA	W-L	G-GS	CG	SV	IP	H	R	ER	BB	SO	HR	B/AVG.	WP	HBP	BK
1986	4.26	5-5	21-7	0	0	67.2	55	46	32	51	50	0	-	6	3	0

MIKE HANSEN PITCHER • GRAND ISLAND, NEB. (GRAND ISLAND)

YEAR	ERA	W-L	G-GS	CG	SV	IP	H	R	ER	BB	SO	HR	B/AVG.	WP	HBP	BK
1977	5.40	1-0	5-2	1	0	15.0	13	10	9	11	15	-	-	0	1	1
1978	8.84	1-1	5-4	1	0	18.1	25	21	18	12	15	-	-	4	1	0
TOTAL	7.29	2-1	10-6	2	0	33.1	38	31	27	23	30	-	-	4	2	0

JED HANSON PITCHER/CATCHER • HAMLAKE, MINN. (COLLEGE OF SOUTHERN IDAHO)

YEAR	AVG.	GP-S	AB	R	H	2B	3B	HR	RBI	BB	SO	SB-A	PO	A	E	FLD%
2009	.444	5-3	9	3	4	0	0	3	3	2	2	1-1	25	4	2	.935

MIKE HARLANDER PITCHER • ST. CLOUD, MINN. (APOLLO)

YEAR	ERA	W-L	G-GS	CG	SV	IP	H	R	ER	BB	SO	HR	B/AVG.	WP	HBP	BK
1979	2.97	5-2	10-5	2	0	39.1	28	18	13	25	36	-	-	3	1	1
1980	3.66	5-1	14-6	2	0	46.2	38	24	19	30	38	-	-	2	2	1
1981	5.06	4-3	12-12	1	0	58.2	64	45	33	40	43	-	-	2	1	0
TOTAL	4.04	14-6	36-23	5	0	144.2	130	87	65	95	117	-	-	7	4	2

MIKE HARMELINK PITCHER • OMAHA, NEB. (CREIGHTON PREP)

YEAR	ERA	W-L	G-GS	CG	SV	IP	H	R	ER	BB	SO	HR	B/AVG.	WP	HBP	BK
2005	3.00	0-0	5-0	0	0	6.0	5	2	2	4	8	0	.238	3	0	0
2006	5.68	0-0	8-0	0	0	12.2	13	9	8	2	13	1	.260	1	3	0
2007	3.24	0-1	9-0	0	0	8.1	6	3	3	8	9	0	.200	2	3	0
TOTAL	4.33	0-1	22-0	0	0	27.0	24	14	13	14	30	1	.238	6	6	0

RYAN HARRAHILL PITCHER • ELKHORN, NEB. (ELKHORN NORTH)

YEAR	ERA	W-L	G-GS	CG	SV	IP	H	R	ER	BB	SO	HR	B/AVG.	WP	HBP	BK
2024	27.00	0-1	1-1	0	0	1.0	4	4	3	1	2	0	.500	0	0	0
2025	4.61	0-0	11-2	0	0	13.2	14	8	7	4	7	0	.264	1	3	0
TOTAL	6.14	0-1	12-3	0	0	14.2	18	12	10	5	9	0	.295	1	3	0

KEVIN HARRINGTON INFILDER • HALF MOON BAY, CALIF. (HALF MOON BAY)

YEAR	AVG.	GP-S	AB	R	H	2B	3B	HR	RBI	BB	SO	SB-A	PO	A	E	FLD%
1997	.288	53-41	226	39	65	15	1	8	55	15	34	1-2	87	148	5	.979
1998	.291	38-34	127	22	37	11	0	1	12	7	28	6-7	61	108	2	.988
TOTAL	.289	91-75	353	61	102	26	1	9	67	22	62	7-9	148	256	7	.983

PHIL HARRISON PITCHER • GLENDORA, CALIF. (GLENDDORA)

YEAR	ERA	W-L	G-GS	CG	SV	IP	H	R	ER	BB	SO	HR	B/AVG.	WP	HBP	BK
1984	2.66	10-3	23-11	4	0	74.1	41	27	22	64	63	-	-	0	0	0
1986	3.39	8-4	13-11	6	0	90.1	59	51	34	72	98	-	-	3	0	2
TOTAL	3.06	18-7	36-22	10	0	164.2	100	78	56	136	161	-	-	3	0	2

LARRY HARTZELL INFILDER • MIRA LOMA, CALIF. (JUROPA VALLEY)

YEAR	AVG.	GP-S	AB	R	H	2B	3B	HR	RBI	BB	SO	SB-A	PO	A	E	FLD%
1996	.283	45-34	127	23	36	4	2	4	26	19	26	6-8	40	102	12	.922

KEN HARVEY FIRST BASEMAN • LOS ANGELES, CALIF. (BEVERLY HILLS)

YEAR	AVG.	GP-S	AB	R	H	2B	3B	HR	RBI	BB	SO	SB-A	PO	A	E	FLD%
1997	.388	37-22	103	23	40	11	0	5	28	7	16	3-4	0	1	4	.200
1998	.373	39-37	150	33	56	11	2	7	39	10	26	5-5	159	9	1	.994
1999	.478	57-55	224	77	107	15	1	23	86	38	23	13-14	400	45	2	.996
TOTAL	.426	133-114	477	133	203	37	3	35	153	55	65	21-23	559	55	7	.989

JOE HATASAKI PITCHER • MOUNTAIN VIEW, CALIF. (MOUNTAIN VIEW)

YEAR	ERA	W-L	G-GS	CG	SV	IP	H	R	ER	BB	SO	HR	B/AVG.	WP	HBP	BK
2008	8.00	1-0	8-0	0	0	9.0	12	8	8	6	1	3	.353	0	2	0

CASEY HAUPTMAN PITCHER • OMAHA, NEB. (MILLARD SOUTH)

YEAR	ERA	W-L	G-GS	CG	SV	IP	H	R	ER	BB	SO	HR	B/AVG.	WP	HBP	BK
2008	4.34	1-0	10-1	0	1	18.2	16	10	9	6	16	0	.235	0	1	0
2009	5.60	4-6	21-6	0	1	62.2	75	45	39	12	41	5	.302	3	7	0
2010	4.28	2-5	23-4	0	3	73.2	79	41	35	21	58	8	.273	7	1	1
2011	2.45	6-3	28-0	0	8	62.1	62	22	17	3	57	1	.259	7	1	0
TOTAL	4.14	13-14	82-11	0	13	217.1	232	118	100	42	172	14	.275	17	10	1

JEFF HAUSMANN PITCHER • WAYNE, NEB. (WAYNE)

YEAR	ERA	W-L	G-GS	CG	SV	IP	H	R	ER	BB	SO	HR	B/AVG.	WP	HBP	BK
1988	54.00	0-0	1-0	0	0	0.2	0	4	4	6	1	0	-.	0	0	0

BARRY HAWKINS PITCHER • LAGUNA NIGUEL, CALIF. (SANTA MARGARITA)

YEAR	ERA	W-L	G-GS	CG	SV	IP	H	R	ER	BB	SO	HR	B/AVG.	WP	HBP	BK
1996	99.00	0-0	1-0	0	0	0.0	0	3	3	4	0	0	.000	2	0	0

CALEB HAWKINS PITCHER • QUEEN CITY, TEXAS (QUEEN CITY)

YEAR	ERA	W-L	G-GS	CG	SV	IP	H	R	ER	BB	SO	HR	B/AVG.	WP	HBP	BK
2013	8.68	0-1	15-0	0	0	9.1	13	9	9	3	6	0	.351	4	5	0

CORBIN HAWKINS PITCHER • OMAHA, NEB. (MILLARD WEST)

YEAR	ERA	W-L	G-GS	CG	SV	IP	H	R	ER	BB	SO	HR	B/AVG.	WP	HBP	BK
2022	6.97	0-2	13-0	0	0	10.1	15	14	8	2	11	2	.313	0	1	0
2023	2.23	4-0	23-1	0	1	44.1	45	13	11	11	33	0	.269	1	4	1
TOTAL	3.13	4-2	36-1	0	1	54.2	60	27	19	13	44	2	.279	1	5	1

BLAKE HEADLEY INFILDER • 6-1 • 200 • OMAHA, NEB. (MILLARD SOUTH)

YEAR	AVG.	GP-S	AB	R	H	2B	3B	HR	RBI	BB	SO	SB-A	PO	A	E	FLD%
2012	.304	25-8	46	6	14	0	0	0	6	6	10	1-4	11	27	2	.950
2013	.284	49-43	169	27	48	6	0	1	25	18	34	1-2	72	69	3	.979
2014	.323	54-51	201	22	65	8	2	2	27	16	30	2-3	319	51	6	.984
2015	.271	56-56	221	35	60	18	5	2	41	26	39	0-5	49	102	7	.956
TOTAL	.294	184-158	637	90	187	32	7	5	99	66	113	4-14	451	249	18	.975

JEFF HEDMAN FIRST BASEMAN • SALT LAKE CITY, UTAH (TAYLORSVILLE)

YEAR	AVG.	GP-S	AB	R	H	2B	3B	HR	RBI	BB	SO	SB-A	PO	A	E	FLD%
1998	.307	36-32	114	20	35	10	1	8	27	9	34	2-4	22	0	3	.880
1999	.371	49-45	167	42	62	8	2	13	48	29	33	0-2	55	4	2	.967
TOTAL	.345	85-77	281	62	97	18	3	21	75	38	67	2-6	77	4	5	.942

CURTIS HEFLIN INFILDER • SAN DIEGO, CALIF. (SAN DIEGO CITY COLLEGE)

YEAR	AVG.	GP-S	AB	R	H	2B	3B	HR	RBI	BB	SO	SB-A	PO	A	E	FLD%
1985	.253	31--	75	14	19	3	1	2	16	25	20	4-5	42	59	12	.894
1986	.268	58--	168	40	45	8	2	3	20	44	55	11-18	69	142	29	.879
TOTAL	.263	89--	243	54	64	11	3	5	36	69	75	15-23	111	201	41	.884

ERIC HELFAND INFILDER • SAN DIEGO, CALIF. (PATRICK HENRY)

YEAR	AVG.	GP-S	AB	R	H	2B	3B	HR	RBI	BB	SO	SB-A	PO	A	E	FLD%
1988	.230	45--	87	19	20	4	0	2	16	19	29	3-4	139	25	2	.988

HOGAN HELLEGSO CATCHER • ELKHORN, NEB. (CREIGHTON)

YEAR	AVG.	GP-S	AB	R	H	2B
------	------	------	----	---	---	----

PAT HIRSCHBERG **OUTFIELDER • PARKER, COLO. (CHAPARRAL)**

YEAR	AVG.	GP-S	AB	R	H	2B	3B	HR	RBI	BB	SO	SB-A	PO	A	E	FLD%
2011	.300	9-1	10	1	3	0	0	0	3	1	4	0-1	1	0	0	1.000

DARREN HOFFART **CATCHER • OMAHA, NEB. (BURKE)**

YEAR	AVG.	GP-S	AB	R	H	2B	3B	HR	RBI	BB	SO	SB-A	PO	A	E	FLD%
2002	.400	8-2	10	5	4	2	0	0	2	2	1	0-0	15	3	0	1.000

JAKE HOHENSEE **PITCHER • LINCOLN, NEB. (EAST)**

YEAR	ERA	W-L	G-GS	CG	SV	IP	H	R	ER	BB	SO	HR	B/AVG.	WP	HBP	BK
2014	5.08	0-3	18-3	0	0	28.1	30	20	16	18	22	1	.273	3	4	0
2015	2.08	1-0	12-0	0	0	17.1	10	4	4	6	14	2	.167	1	1	0
2017	4.39	7-3	14-14	0	0	80.0	74	48	39	28	57	7	.243	4	4	0
2018	1.05	1-0	19-0	0	13	25.2	12	3	3	6	28	1	.141	5	1	0
TOTAL	3.69	9-6	63-17	0	13	151.1	126	75	62	58	121	11	.225	13	10	0

TOM HOLMES **PITCHER • MILLARD, NEB. (MILLARD)**

YEAR	ERA	W-L	G-GS	CG	SV	IP	H	R	ER	BB	SO	HR	B/AVG.	WP	HBP	BK
1981	3.38	1-0	4-1	0	0	8.0	7	3	4	6	-	-	-	0	0	0
1982	4.11	5-0	8-5	1	0	35.0	23	18	16	18	29	-	-	0	2	0
1983	0.00	0-0	1-0	0	0	2.0	1	0	0	0	2	-	-	0	0	0
TOTAL	3.80	6-0	13-6	1	0	45.0	31	21	19	22	37	-	-	0	2	0

MARK HONNOR **PITCHER • LINCOLN, NEB. (NORTHEAST)**

YEAR	ERA	W-L	G-GS	CG	SV	IP	H	R	ER	BB	SO	HR	B/AVG.	WP	HBP	BK
1982	2.19	0-0	8-0	0	0	12.1	15	7	3	8	12	-	-	0	0	0
1984	3.93	3-2	17-10	2	0	52.2	53	26	23	26	57	-	-	0	0	0
1986	4.14	3-2	14-11	1	0	74.0	83	53	34	51	59	-	-	4	0	0
TOTAL	3.88	6-4	39-21	3	0	139.0	151	86	60	85	130	-	-	4	0	0

BYRON HOOD **PITCHER • ROCA, NEB. (NORRIS)**

YEAR	ERA	W-L	G-GS	CG	SV	IP	H	R	ER	BB	SO	HR	B/AVG.	WP	HBP	BK
2016	8.00	1-0	7-0	0	0	9.0	4	8	8	8	9	1	.133	1	2	0
2017	1.50	0-0	5-0	0	0	6.0	5	1	1	5	5	0	.217	1	0	0
2018	15.58	0-0	14-0	0	0	8.2	14	20	15	16	8	1	.378	3	5	0
2019	13.50	0-0	3-0	0	0	1.1	0	2	2	5	1	0	.000	0	0	0
TOTAL	9.36	1-0	29-0	0	0	25.0	23	31	26	34	23	2	.245	5	7	0

CJ HOOD **PITCHER • HICKMAN, NEB. (NORRIS)**

YEAR	ERA	W-L	G-GS	CG	SV	IP	H	R	ER	BB	SO	HR	B/AVG.	WP	HBP	BK
2022	4.26	2-0	18-0	0	1	12.2	8	8	6	13	12	1	.200	5	2	0

SCOTT HOOPER **INFILDER • PARK FOREST, ILL. (CRETE-MONEE)**

YEAR	AVG.	GP-S	AB	R	H	2B	3B	HR	RBI	BB	SO	SB-A	PO	A	E	FLD%
1981	.184	31--	49	11	9	0	1	0	2	4	10	2--	13	27	2	.952
1982	.241	41--	116	23	28	6	1	0	21	8	17	14--	45	76	11	.917
1983	.225	38--	89	22	20	5	2	0	18	19	6	14--	35	42	3	.963
1984	.257	66--	230	65	59	10	1	1	28	36	32	60--	29	123	12	.927
TOTAL	.240	176--	484	121	116	21	5	1	69	67	65	90--	122	268	28	.933

MATT HOPPER **FIRST BASEMAN • GOLDEN, COLO. (BEAR CREEK)**

YEAR	AVG.	GP-S	AB	R	H	2B	3B	HR	RBI	BB	SO	SB-A	PO	A	E	FLD%
2000	.352	64-61	236	55	83	14	0	21	71	35	47	5-5	27	12	3	.929
2001	.358	64-62	254	65	91	19	1	12	85	42	41	3-3	91	3	2	.979
2002	.309	64-62	243	52	75	10	2	9	49	29	56	3-4	507	39	3	.995
2003	.382	62-62	233	74	89	12	0	22	66	53	49	5-6	488	30	6	.989
TOTAL	.350	254-247	966	246	338	55	3	64	271	159	193	16-18	1113	84	14	.988

MICHAEL HOPPES **PITCHER • SCOTTSBUFF, NEB. (SCOTTSBLUFF)**

YEAR	ERA	W-L	G-GS	CG	SV	IP	H	R	ER	BB	SO	HR	B/AVG.	WP	HBP	BK
2013	14.62	1-1	10-0	0	0	8.0	14	13	13	4	2	1	.389	0	5	1

TY HORN **PITCHER • HALSTEAD, KAN. (EISENHOWER)**

YEAR	ERA	W-L	G-GS	CG	SV	IP	H	R	ER	BB	SO	HR	B/AVG.	WP	HBP	BK
2024	5.91	1-1	13-4	0	1	21.1	29	25	14	8	19	3	.305	2	2	0
2025	4.94	4-4	18-17	0	0	85.2	86	52	47	32	76	15	.262	1	4	2
TOTAL	5.13	5-5	31-21	0	1	107.0	115	77	61	40	95	18	.272	3	6	2

COLTON HOWELL **PITCHER • O'FALLON, MO. (FORT ZUMWALT WEST)**

YEAR	ERA	W-L	G-GS	CG	SV	IP	H	R	ER	BB	SO	HR	B/AVG.	WP	HBP	BK
2013	10.12	0-1	11-0	0	0	10.2	16	15	12	12	9	0	.333	2	1	0
2014	4.12	1-0	11-0	0	0	19.2	24	12	9	10	18	0	.304	1	1	0
2015	2.08	2-4	25-0	0	2	30.1	23	11	7	16	31	0	.215	2	0	0
2016	10.90	0-1	6-4	0	0	17.1	25	21	21	14	8	1	.342	1	1	1
TOTAL	5.65	3-6	53-4	0	2	78.0	88	59	49	52	66	1	.287	6	3	1

CHANCE HROCH **PITCHER • TEMECULA, CALIF. (NEW MEXICO STATE)**

YEAR	ERA	W-L	G-GS	CG	SV	IP	H	R	ER	BB	SO	HR	B/AVG.	WP	HBP	BK
2021	4.15	5-3	14-14	1	0	78.0	82	38	36	19	64	6	.268	5	11	0

TRAVIS HUBER **PITCHER • WEST JORDAN, UTAH (WEST JORDAN)**

YEAR	ERA	W-L	G-GS	CG	SV	IP	H	R	ER	BB	SO	HR	B/AVG.	WP	HBP	BK
2012	3.32	1-2	20-0	0	7	21.2	25	11	8	10	17	0	.284	1	0	0

DYLAN HUFFT **INFILDER • PARKVILLE, MO. (JOHNSON COUNTY CC)**

YEAR	AVG.	GP-S	AB	R	H	2B	3B	HR	RBI	BB	SO	SB-A	PO	A	E	FLD%
2024	.278	21-5	18	4	5	0	0	0	1	6	7	1-1	16	21	0	1.000

BRYCE HUGHES **INFILDER • CHANNELVIEW, TEXAS (ALVIN CC)**

YEAR	AVG.	GP-S	AB	R	H	2B	3B	HR	RBI	BB	SO	SB-A	PO	A	E	FLD%
2024	.000	12-0	2	3	0	0	0	0	1	0	0	2-2	0	2	0	1.000

RYAN HUGHES **PITCHER • PLEASANTON, CALIF. (FOOTHILL)**

YEAR	ERA	W-L	G-GS	CG	SV	IP	H	R	ER	BB	SO	HR	B/AVG.	WP	HBP	BK
2010	5.40	0-0	10-0	0	0	10.0	11	6	6	11	6	1	.314	4	3	0

CHRIS HUMPHREY **CATCHER • OMAHA, NEB.**

YEAR	AVG.	GP-S	AB	R	H	2B	3B	HR	RBI	BB	SO	SB-A	PO	A	E	FLD%
1989	.227	31-0	44	12	10	3	0	3	15	22	17	1-2	105	7	2	.982

BRIAN HUNT **OUTFIELDER • RAPID CITY, S.D. (STEVENS)**

YEAR	AVG.	GP-S	AB	R	H	2B	3B	HR	RBI	BB	SO	SB-A	PO	A	E	FLD%
1997	.179	26-14	56	11	10	2	1	0	8	10	16	2-2	28	35	2	.969
1998	.167	11-7	24	3	4	0	0	0	4	2	4	0-0	0	0	0	.000
TOTAL	.175	37-21	80	14	14	2	1	0	12	12	20	2-2	28	35	2	.969

JEFF HUNTER **INFILDER • OMAHA, NEB. (MILLARD)**

YEAR	AVG.	GP-S	AB	R	H	2B	3B	HR	RBI	BB	SO	SB-A	PO	A	E	FLD%
1979	.339	62--	186	52	63	12	5	8	64	43	40	6--	49	91	15	.903
1980	.303	64--	195	49	59	8	2	11	62	4						

ALL-TIME PLAYER STATISTICS

DAN JOHNSON FIRST BASEMAN • COON RAPIDS, MINN. (BLAINE)

YEAR	AVG.	GP-S	AB	R	H	2B	3B	HR	RBI	BB	SO	SB-A	PO	A	E	FLD%
2000	.368	55-43	152	48	56	8	1	21	53	38	31	1-1	361	28	4	.990
2001	.361	62-62	230	77	83	13	1	25	86	63	49	7-7	459	55	15	.972
TOTAL	.364	117-105	382	125	139	21	2	46	139	101	80	8-8	820	83	19	.979

JEFF JOHNSON PITCHER • PASADENA, CALIF. (GLENDALE JC)

YEAR	ERA	W-L	G-GS	CG	SV	IP	H	R	ER	BB	SO	HR	B/AVG.	WP	HBP	BK
1982	3.86	1-0	2-1	0	0	4.2	2	2	2	8	4	0	-	0	0	0

MARCEL JOHNSON INFILDER • VALLEJO, CALIF. (LANEY COLLEGE)

YEAR	AVG.	GP-S	AB	R	H	2B	3B	HR	RBI	BB	SO	SB-A	PO	A	E	FLD%
1988	.340	46--	103	39	35	7	0	6	45	32	27	1-1	172	10	6	.968

PATRICK JOHNSON INFILDER • SALT LAKE CITY, UTAH (TAYLORSVILLE)

YEAR	AVG.	GP-S	AB	R	H	2B	3B	HR	RBI	BB	SO	SB-A	PO	A	E	FLD%
1994	.188	31-23	80	7	15	0	1	0	7	10	33	1-1	150	10	5	.970
1995	.289	28-25	97	14	28	4	1	1	10	8	21	3-3	169	23	6	.970
TOTAL	.243	59-48	177	21	43	4	2	1	17	18	54	4-4	319	33	11	.970

ROCKY JOHNSON PITCHER • OMAHA, NEB. (MURRAY STATE)

YEAR	ERA	W-L	G-GS	CG	SV	IP	H	R	ER	BB	SO	HR	B/AVG.	WP	HBP	BK
1986	3.16	2-1	19-1	0	4	37.0	32	19	13	27	38	0	-	8	0	0
1987	6.48	5-2	13-11	3	0	73.2	82	60	53	36	44	12	-	8	5	0
1988	6.91	1-6	16-8	0	0	41.2	51	36	32	15	26	5	-	2	3	0
TOTAL	5.79	8-9	48-20	3	4	152.1	165	115	98	78	108	17	-	12	8	0

DAN JOHNSTON INFILDER • PAPIILLON, NEB. (PAPIILLON-LA VISTA)

YEAR	AVG.	GP-S	AB	R	H	2B	3B	HR	RBI	BB	SO	SB-A	PO	A	E	FLD%
2008	.260	33-11	50	10	13	3	0	0	11	1	11	2-3	15	0	2	.882

WILLIE JONES INFILDER • TORRINGTON, WYO. (TORRINGTON)

YEAR	AVG.	GP-S	AB	R	H	2B	3B	HR	RBI	BB	SO	SB-A	PO	A	E	FLD%
2001	.250	44-11	48	21	12	1	0	0	8	5	3	4-5	24	21	5	.900

KEVIN JORDAN INFILDER • SAN FRANCISCO, CALIF.

YEAR	AVG.	GP-S	AB	R	H	2B	3B	HR	RBI	BB	SO	SB-A	PO	A	E	FLD%
1990	.348	68--	250	51	87	19	3	14	70	31	30	8-9	148	169	18	.946

MALCOLM JORDAN OUTFIELDER • SANTA ROSA, CALIF.

YEAR	AVG.	GP-S	AB	R	H	2B	3B	HR	RBI	BB	SO	SB-A	PO	A	E	FLD%
1991	.289	24--	45	14	13	2	1	4	13	9	12	0-2	1	3	0	1.000

KASH KALKOWSKI UTILITY • GRAND ISLAND, NEB. (GRAND ISLAND)

YEAR	AVG.	GP-S	AB	R	H	2B	3B	HR	RBI	BB	SO	SB-A	PO	A	E	FLD%
2009	.000	2-2	3	0	0	0	0	0	0	0	0	0-0	2	4	0	1.000
2011	.299	52-50	194	30	58	12	3	5	42	10	29	11-13	61	2	5	.926
2012	.310	48-42	174	25	54	8	0	4	37	4	17	7-8	167	11	2	.989
2013	.304	59-57	214	40	65	13	3	3	44	10	41	7-11	494	32	4	.992
TOTAL	.303	161-151	585	95	177	33	6	12	123	24	87	25-32	724	49	11	.986

YEAR ERA W-L G-GS CG SV IP H R ER BB SO HR B/AVG. WP HBP BK

2009	7.08	1-2	19-2	0	0	34.1	43	32	27	21	32	6	.312	5	7	0
------	------	-----	------	---	---	------	----	----	----	----	----	---	------	---	---	---

DOUG KALTENBERGER PITCHER • LINCOLN, NEB. (SOUTHEAST)

YEAR	ERA	W-L	G-GS	CG	SV	IP	H	R	ER	BB	SO	HR	B/AVG.	WP	HBP	BK
1978	19.29	0-0	1-1	0	0	2.1	2	6	5	6	1	-	-	1	0	0

JACE KAMINSKA PITCHER • CANEY, KAN. (WICHITA STATE)

YEAR	ERA	W-L	G-GS	CG	SV	IP	H	R	ER	BB	SO	HR	B/AVG.	WP	HBP	BK
2023	4.12	7-3	14-14	0	0	72.0	67	36	33	15	57	10	.235	4	5	0

BRADEN KEITH OUTFIELDER • ELBERT, COLO. (FALCON)

YEAR	AVG.	GP-S	AB	R	H	2B	3B	HR	RBI	BB	SO	SB-A	PO	A	E	FLD%
2004	.287	40-32	108	22	31	4	1	1	11	11	15	2-5	45	1	0	1.000

JON KELLER PITCHER • CEDAR RAPIDS, IOWA (XAVIER)

YEAR	ERA	W-L	G-GS	CG	SV	IP	H	R	ER	BB	SO	HR	B/AVG.	WP	HBP	BK
2011	3.62	3-6	15-14	0	0	64.2	69	35	26	37	54	2	.279	1	6	1
2012	5.37	4-1	13-10	0	0	52.0	66	41	31	25	33	3	.311	2	9	1
TOTAL	4.40	7-7	28-24	0	0	116.2	135	76	57	62	87	5	.294	3	15	2

ANTHONY KELLEY PITCHER • CHICAGO, ILL. (REZIN ORR)

YEAR	ERA	W-L	G-GS	CG	SV	IP	H	R	ER	BB	SO	HR	B/AVG.	WP	HBP	BK
1981	3.54	3-3	12-8	1	0	48.1	40	29	19	33	33	-	-	1	3	0
1982	3.61	5-2	11-9	2	0	62.1	63	32	25	21	34	-	-	2	4	0
1983	4.86	5-5	11-11	5	0	53.2	66	36	29	23	42	-	-	1	3	0
TOTAL	4.00	13-10	34-28	8	0	164.1	169	97	73	77	109	-	-	4	10	0

PAT KELLY INFILDER • RED WING, MINN. (RED WING)

YEAR	AVG.	GP-S	AB	R	H	2B	3B	HR	RBI	BB	SO	SB-A	PO	A	E	FLD%
2012	.313	45-41	163	27	51	6	2	8	37	6	24	5-5	66	104	6	.966
2013	.331	59-59	257	33	85	12	1	2	33	14	36	5-7	164	175	9	.974
2014	.311	62-62	244	37	76	10	1	4	55	21	26	3-5	123	189	3	.990
TOTAL	.319	166-162	664	97	212	28	4	14	125	41	86	13-17	353	468	18	.979

BRIAN KENT CATCHER • DOWNERS GROVE, ILL. (DOWNERS GROVE)

YEAR	AVG.	GP-S	AB	R	H	2B	3B	HR	RBI	BB	SO	SB-A	PO	A	E	FLD%
1999	.250	6-0	4	3	1	0	0	1	1	0	1	0-0	9	0	0	1.000

NATE KERKHOFF PITCHER • OVERLAND PARK, KAN. (BLUE VALLEY)

YEAR	ERA	W-L	G-GS	CG	SV	IP	H	R	ER	BB	SO	HR	B/AVG.	WP	HBP	BK
2009	6.00	1-0	16-0	0	0	18.0	22	17	12	12	14	3	.328	0	3	1

TY KILDOW OUTFIELDER • OMAHA, NEB. (MILLARD SOUTH)

YEAR	AVG.	GP-S	AB	R	H	2B	3B	HR	RBI	BB	SO	SB-A	PO	A	E	FLD%
2012	.182	23-5	22	8	4	0	0	0	0	4	8	2-2	20	0	1	.952
2013	.105	16-4	19	3	2	0	0	0	0	0	4	6-8	6	0	0	1.000
2014	.270	37-17	63	13	17	1	0	0	8	7	3	5-8	23	2	1	.962
TOTAL	.221	76-26	104	24	23	1	0	0	8	11	15	13-18	49	2	2	.962

DANNY KIMURA INFILDER • KAILHUA, HAWAII (IOLANI)

YEAR	AVG.	GP-S	AB	R	H	2B	3B	HR	RBI	BB	SO	SB-A	PO	A	E	FLD%
1998	.340	43-41	159	32	54	15	2	8	41	17	31	1-2	26	66	13	.876
1999	.259	58-46	193	43	50	8	4	4	45	32	32	2-2	20	112	20	.868
TOTAL	.295	101-87	352	75	104	23	6	12	86	49	63	3-4	46	178	33	.872

GARETT KING PITCHER • ANAHEIM HILLS, CALIF. (ORANGE LUTHERAN)

YEAR	ERA	W-L	G-GS	CG	SV	IP	H	R	ER
------	-----	-----	------	----	----	----	---	---	----

CHRIS KNUST PITCHER • OMAHA, NEB. (CREIGHTON PREP)

YEAR	ERA	W-L	G-GS	CG	SV	IP	H	R	ER	BB	SO	HR	B/AVG.	WP	HBP	BK
1982	3.48	5-0	11-4	1	0	31.0	24	20	12	13	25	-	-	2	4	0
1983	4.24	2-0	8-4	1	0	23.1	23	12	11	6	17	-	-	1	0	0
1984	4.88	3-3	14-7	0	0	31.1	33	17	17	13	20	-	-	0	0	0
TOTAL	4.20	10-3	33-15	2	0	85.2	80	49	40	32	62	-	-	3	4	0

MICHAEL KNUST CATCHER • OMAHA, NEB. (WESTSIDE)

YEAR	AVG.	GP-S	AB	R	H	2B	3B	HR	RBI	BB	SO	SB-A	PO	A	E	FLD%
1997	.271	47-32	129	25	35	9	0	2	24	21	25	2-3	62	6	4	.944

MAX KNUTSON PITCHER • ARDEN HILLS, MINN. (MOUNDS VIEW)

YEAR	ERA	W-L	G-GS	CG	SV	IP	H	R	ER	BB	SO	HR	B/AVG.	WP	HBP	BK
2014	5.06	0-0	6-0	0	0	5.1	11	4	3	1	3	0	.407	0	1	0
2015	2.33	1-1	10-2	2	0	19.1	18	6	5	11	14	1	.265	1	1	0
2016	4.38	3-1	17-5	0	0	37.0	35	19	18	22	34	1	.250	9	3	0
TOTAL	3.79	4-2	33-7	2	0	61.2	64	29	26	34	51	2	.272	10	5	0

JEFF KOENIGSMAN PITCHER • OMAHA, NEB. (CREIGHTON PREP)

YEAR	ERA	W-L	G-GS	CG	SV	IP	H	R	ER	BB	SO	HR	B/AVG.	WP	HBP	BK
1982	2.39	6-1	14-7	0	0	52.2	39	21	14	25	45	-	-	3	3	1
1983	3.16	4-3	12-5	2	0	42.2	37	20	15	35	32	-	-	5	1	0
1984	3.44	5-1	18-11	2	0	65.1	40	30	25	45	59	-	-	0	0	0
TOTAL	3.02	15-5	44-23	4	0	160.2	116	71	54	105	136	-	-	8	4	1

JOHN KOHLI PITCHER • DEL MAR, CALIF. (MIRA COSTA JC)

YEAR	ERA	W-L	G-GS	CG	SV	IP	H	R	ER	BB	SO	HR	B/AVG.	WP	HBP	BK
1987	7.01	4-1	12-9	2	1	61.2	71	54	48	47	48	6	-	18	0	1
1988	6.39	6-2	19-14	2	0	63.1	80	52	45	51	54	11	-	8	5	0
TOTAL	6.70	10-3	31-23	4	1	125.0	151	106	93	98	102	17	-	26	5	1

SHANE KOMINE PITCHER • HONOLULU, HAWAII (KALANI)

YEAR	ERA	W-L	G-GS	CG	SV	IP	H	R	ER	BB	SO	HR	B/AVG.	WP	HBP	BK
1999	3.58	6-2	18-11	2	2	78.0	84	42	31	37	79	6	.281	5	8	1
2000	2.24	11-4	17-17	6	0	124.2	90	39	31	31	159	6	.200	8	6	1
2001	3.35	14-2	18-18	7	0	131.2	129	61	49	36	157	8	.250	11	6	5
2002	2.33	10-0	15-13	3	0	96.2	62	30	25	30	115	6	.178	8	7	0
TOTAL	2.84	41-8	68-59	18	2	431.0	365	172	136	134	510	26	.227	32	27	7

TANNER KRIETEMEIER OUTFIELDER • CASTLE ROCK, COLO. (ROCK CANYON)

YEAR	AVG.	GP-S	AB	R	H	2B	3B	HR	RBI	BB	SO	SB-A	PO	A	E	FLD%
2011	.154	32-18	65	9	10	1	0	0	2	8	16	2-2	45	2	1	.979

ZACH KROENKE PITCHER • OMAHA, NEB. (NORTHWEST)

YEAR	ERA	W-L	G-GS	CG	SV	IP	H	R	ER	BB	SO	HR	B/AVG.	WP	HBP	BK
2003	2.72	6-2	15-10	1	0	59.2	53	20	18	19	35	3	.239	7	5	3
2004	3.03	7-5	15-15	2	0	104.0	91	40	35	32	73	4	.238	11	7	0
2005	2.78	7-2	20-16	4	1	97.0	80	37	30	28	88	4	.229	7	11	0
TOTAL	2.87	20-9	50-41	7	1	260.2	224	97	83	79	196	11	.235	25	23	3

KYLE KUBAT PITCHER • 6-1 • 160 • ARCADIA, CALIF.

YEAR	ERA	W-L	G-GS	CG	SV	IP	H	R	ER	BB	SO	HR	B/AVG.	WP	HBP	BK
2012	2.63	5-1	15-8	0	0	51.1	56	18	15	19	31	1	.287	1	4	0
2013	1.81	5-0	8-8	0	0	49.2	36	12	10	14	25	1	.208	5	4	0
2014	4.55	5-2	12-12	0	0	57.1	57	32	29	22	34	3	.271	1	7	1
2015	2.97	4-5	15-15	0	0	94.0	102	36	31	15	63	3	.279	1	6	0
TOTAL	3.03	19-8	50-43	0	0	252.1	251	98	85	70	153	8	.266	8	21	1

CORTY KULHANEK INFILDER • COZAD, NEB. (GARDEN CITY CC)

YEAR	AVG.	GP-S	AB	R	H	2B	3B	HR	RBI	BB	SO	SB-A	PO	A	E	FLD%
1991	.319	45--	113	21	36	5	0	2	21	19	25	3-4	199	16	10	.956
1992	.297	40-38	128	28	38	7	0	5	31	20	19	3-4	40	7	3	.940
TOTAL	.307	85--	241	49	74	12	0	7	52	39	44	6-8	239	23	13	.953

SCOTT KUTA PITCHER • COLUMBUS, NEB. (COLUMBUS)

YEAR	ERA	W-L	G-GS	CG	SV	IP	H	R	ER	BB	SO	HR	B/AVG.	WP	HBP	BK
1991	0.00	0-0	2-0	0	0	3.0	1	1	0	1	4	0	-	0	0	0

JEFF LANNING CATCHER • ANKENY, IOWA (ANKENY)

YEAR	AVG.	GP-S	AB	R	H	2B	3B	HR	RBI	BB	SO	SB-A	PO	A	E	FLD%
2006	.300	14-6	20	4	6	2	0	0	2	2	3	2-2	34	5	0	1.000
2007	.242	27-18	62	11	15	3	0	1	5	8	10	3-4	137	9	2	.973
TOTAL	.256	41-24	82	15	21	5	0	1	7	10	13	5-6	171	14	4	.979

TYLER LANSANGAN PITCHER • KANSAS CITY, MO. (OAK PARK)

YEAR	ERA	W-L	G-GS	CG	SV	IP	H	R	ER	BB	SO	HR	B/AVG.	WP	HBP	BK
2011	0.00	0-0	1-0	0	0	0.2	0	0	0	0	1	0	.000	0	1	0

JIM LARKIN PITCHER • OMAHA, NEB. (WESTSIDE)

YEAR	ERA	W-L	G-GS	CG	SV	IP	H	R	ER	BB	SO	HR	B/AVG.	WP	HBP	BK
1977	1.93	2-0	4-2	0	0	9.1	6	2	2	10	8	-	-	1	0	0
1978	5.28	3-0	4-2	1	0	15.1	15	10	9	8	11	-	-	1	1	0
TOTAL	4.45	5-0	8-4	1	0	22.2	21	12	11	18	19	-	-	2	1	0

SCOTT LARSEN OUTFIELDER • OMAHA, NEB. (OKLAHOMA BAPTIST)

YEAR	AVG.	GP-S	AB	R	H	2B	3B	HR	RBI	BB	SO	SB-A	PO	A	E	FLD%
1998	.257	39-35	105	36	27	5	2	0	15	33	32	1-1	85	1	7	.925
1999	.222	15-1	18	5	4	1	1	1	8	3	6	0-0	4	0	2	.667
TOTAL	.252	54-36	123	41	31	6	3	1	23	36	38	1-1	89	1	9	.909

JOSH LATIMER PITCHER • DEKALB, ILL. (KISAWAKEE COLLEGE)

YEAR	ERA	W-L	G-GS	CG	SV	IP	H	R	ER	BB	SO	HR	B/AVG.	WP	HBP	BK
1999	10.38	0-0	3-0	0	0	4.1	9	5	5	0	3	2	.391	1	0	0

CURTIS LEDBETTER INFILDER • LAWRENCE, KAN. (GARDEN CITY CC)

YEAR	AVG.	GP-S	AB	R	H	2B	3B	HR	RBI	BB	SO	SB-A	PO	A	E	FLD%
2003	.348	53-48	187	42	65	13	2	13	54	16	27	3-3	122	5	2	.984
2004	.297	56-55	222	31	66	16	0	8	56	15	42	2-4	439	33	1	.998
2005	.319	71-70	288	52	92	18	1	13	55	15	47	3-6	655	31	11	.984
TOTAL	.320	180-173	697	125	223	47	3	34	165	46	116	8-13	1216	69	14	.989

JOHN LEE OUTFIELDER • MASON CITY, IOWA (MASON CITY)

YEAR	AVG.	GP-S	AB	R	H	2B	3B	HR	RBI	BB	SO	SB-A	PO	A	E	FLD%
2007	.333	4-0	3	0	1	0	0	0	1	0	2	0-0	0	0	0	.000

PAT LEINEN PITCHER • OMAHA, NEB. (RALSTON)

YEAR	ERA	W-L	G-GS	CG	SV	IP	H	R	ER	BB	SO	HR	B/AVG.	WP	HBP	BK

PETER LYTHGOE PITCHER • FULLERTON, CALIF. (CYPRESS COLLEGE)

YEAR	ERA	W-L	G-GS	CG	SV	IP	H	R	ER	BB	SO	HR	B/AVG.	WP	HBP	BK
1996	9.30	2-1	12-2	0	0	20.1	28	23	21	17	11	2	-	4	4	0
1997	1.50	1-0	2-1	0	0	6.0	3	1	1	4	7	0	-	0	0	0
1998	6.63	1-0	12-7	0	0	38.0	41	30	28	18	36	9	-	2	6	0
TOTAL	6.99	4-1	26-10	0	0	64.1	72	54	50	39	54	11	-	6	10	0

DREW MACKIE OUTFIELDER • LIBERTY, MO. (LIBERTY)

YEAR	AVG.	GP-S	AB	R	H	2B	3B	HR	RBI	BB	SO	SB-A	PO	A	E	FLD%
2020	.000	3-1	4	1	0	0	0	0	0	0	1	0-1	0	0	0	.000

JERRY MADISON PITCHER • BEATRICE, NEB. (BEATRICE)

YEAR	ERA	W-L	G-GS	CG	SV	IP	H	R	ER	BB	SO	HR	B/AVG.	WP	HBP	BK
1989	3.38	1-1	9-3	1	0	26.2	19	13	10	16	25	1	-	2	2	0
1991	3.18	1-0	3-0	0	0	5.2	6	3	2	9	6	0	-	2	0	0
TOTAL	3.34	2-1	12-3	1	0	32.1	25	16	12	25	31	1	-	4	2	0

TONY MANGANARO PITCHER • OMAHA, NEB. (NORTHWEST)

YEAR	ERA	W-L	G-GS	CG	SV	IP	H	R	ER	BB	SO	HR	B/AVG.	WP	HBP	BK
1997	27.00	0-0	1-0	0	0	1.0	4	3	3	1	0	1	-	0	1	0

MICHAEL MARIOT PITCHER • SOUTHLAKE, TEXAS (CARROLL)

YEAR	ERA	W-L	G-GS	CG	SV	IP	H	R	ER	BB	SO	HR	B/AVG.	WP	HBP	BK	
2008	6.75	2-0	8-0	0	0	13.1	16	11	10	5	5	1	-	.291	0	1	0
2009	7.06	2-2	19-8	0	0	51.0	67	42	40	28	36	5	-	.319	0	7	0
2010	4.70	6-6	14-14	1	0	95.2	100	54	50	30	82	13	-	.272	7	8	0
TOTAL	5.62	10-8	41-22	1	0	160.0	183	107	100	63	123	19	-	.289	7	16	0

AARON MARSDEN PITCHER • GRAND FORKS, N.D. (HUTCHINSON CC)

YEAR	ERA	W-L	G-GS	CG	SV	IP	H	R	ER	BB	SO	HR	B/AVG.	WP	HBP	BK	
2002	2.70	8-1	20-13	3	0	100.0	80	39	30	40	75	4	-	.219	2	16	0
2003	2.90	8-3	16-16	5	0	115.0	110	45	37	21	113	9	-	.249	7	3	0
TOTAL	2.80	16-4	36-29	8	0	215.0	190	84	67	61	188	13	-	.235	9	19	0

BRIAN MARTIN PITCHER • LONGMONT, COLO. (COLORADO STATE)

YEAR	ERA	W-L	G-GS	CG	SV	IP	H	R	ER	BB	SO	HR	B/AVG.	WP	HBP	BK
1993	5.20	9-4	16-13	3	0	98.2	112	68	57	48	49	11	-	.4	3	0

TYLER MARTIN PITCHER • WEBB CITY, MO. (WEBB CITY)

YEAR	ERA	W-L	G-GS	CG	SV	IP	H	R	ER	BB	SO	HR	B/AVG.	WP	HBP	BK	
2019	8.44	0-0	8-0	0	0	10.2	14	12	10	5	8	2	-	.311	0	2	0
2020	8.44	0-0	5-0	0	0	5.1	4	5	7	3	0	0	-	.222	5	0	0
2021	2.16	2-0	10-0	0	0	8.1	6	2	2	2	7	0	-	.214	2	3	0
2022	4.32	2-0	20-0	0	0	25.0	19	15	12	11	24	1	-	.192	2	5	0
TOTAL	5.29	4-0	43-0	0	0	49.1	43	34	29	25	42	3	-	.226	9	10	0

JOHN MASON OUTFIELDER • GREENVILLE, TEXAS (GREENVILLE)

YEAR	AVG.	GP-S	AB	R	H	2B	3B	HR	RBI	BB	SO	SB-A	PO	A	E	FLD%
1981	.229	47-	96	20	22	3	1	1	12	8	27	18-	27	2	7	.806
1982	.000	5-	4	1	0	0	0	0	0	0	1	0-	0	0	0	.000
TOTAL	.220	52--	100	21	22	3	1	1	12	8	28	18--	27	2	7	.806

QUINN MASON PITCHER • GRETN, NEB. (GRETN)

YEAR	ERA	W-L	G-GS	CG	SV	IP	H	R	ER	BB	SO	HR	B/AVG.	WP	HBP	BK	
2020	1.50	1-0	3-1	0	0	6.0	4	2	1	1	8	0	-	.182	1	0	0
2021	81.00	0-0	2-0	0	0	0.1	2	3	3	2	0	0	-	.667	0	0	0
2022	0.00	0-0	3-0	0	0	1.1	2	0	0	4	0	0	-	.400	1	0	0
TOTAL	4.70	1-0	8-1	0	0	7.2	8	5	4	7	8	0	-	.267	2	0	0

TAYLOR MASSEY PITCHER • FORT WORTH, TEXAS (WEATHERFORD)

YEAR	ERA	W-L	G-GS	CG	SV	IP	H	R	ER	BB	SO	HR	B/AVG.	WP	HBP	BK	
2009	99.00	0-0	1-0	0	0	0.1	1	6	6	5	0	0	-	.500	0	0	1

DAVE MATRANGA PITCHER • FAIR OAKS, CALIF. (SACRAMENTO CITY JC)

YEAR	ERA	W-L	G-GS	CG	SV	IP	H	R	ER	BB	SO	HR	B/AVG.	WP	HBP	BK
1990	2.16	10-3	34-2	0	4	87.1	81	30	21	36	75	3	-	.3	4	3
1991	3.08	8-6	35-0	0	7	73.0	77	39	25	30	54	2	-	.3	5	7
TOTAL	2.58	18-9	69-2	0	11	160.1	158	69	46	66	129	5	-	.6	9	10

BRICE MATTHEWS INFILDER • HUMBLE, TEXAS (ATASCOCITA)

YEAR	AVG.	GP-S	AB	R	H	2B	3B	HR	RBI	BB	SO	SB-A	PO	A	E	FLD%
2021	.273	39-36	132	28	36	8	1	5	34	23	44	7-10	50	74	6	.954
2022	.261	45-44	157	31	41	8	0	7	29	25	46	12-13	62	112	15	.921
2023	.359	54-54	206	61	74	11	2	20	67	47	53	20-27	71	118	21	.900
TOTAL	.305	138-134	495	120	151	27	3	32	130	95	153	39-50	183	304	42	.921

MARK MAUER CATCHER • ST. PAUL, MINN. (HARDING)

YEAR	AVG.	GP-S	AB	R	H	2B	3B	HR	RBI	BB	SO	SB-A	PO	A	E	FLD%
1982	.388	30-	80	22	31	5	2	2	26	12	9	1-	1	0	0	1.000

JEFF MAYS PITCHER • SEDALIA, MO. (CROWDER COLLEGE)

YEAR	ERA	W-L	G-GS	CG	SV	IP	H	R	ER	BB	SO	HR	B/AVG.	WP	HBP	BK
1985	4.52	9-2	16-14	5	0	75.2	69	54	38	59	54	-	-	.1	9	0

BRIAN MCARN OUTFIELDER • DAVIS, CALIF. (AMERICAN RIVER JC)

YEAR	AVG.	GP-S	AB	R	H	2B	3B	HR	RBI	BB	SO	SB-A	PO	A	E	FLD%
1990	.354	62--	212	60	75	10	3	5	41	31	28	24-28	84	4	3	.967
1991	.393	46--	135	46	53	11	2	4	26	27	18	15-21	47	1	2	.960
TOTAL	.369	108--	347	106	128	21	5	9	67	58	46	39-49	131	5	5	.965

DAWSON MCCARVILLE PITCHER • GLENDALE, ARIZ. (GRAND CANYON)

YEAR	ERA	W-L	G-GS	CG	SV	IP	H	R	ER	BB	SO	HR	B/AVG.	WP	HBP	BK	
2022	6.47	4-5	12-11	0	0	48.2	61	37	35	18	40	6	-	.313	3	6	0

MASON MCCONNAUGHEY PITCHER • TOPEKA, KAN. (CLOUD COUNTY CC)

YEAR	ERA	W-L	G-GS	CG	SV	IP	H	R	ER	BB	SO	HR	B/AVG.	WP	HBP	BK	
2024	3.45	9-3	17-11	0	0	73.0	65	31	28	24	91	8	-	.239	6	7	0
2025	6.08	1-1	3-3	0	0	13.1	11	9	9	6	19	1	-	.216	0	1	0
TOTAL	3.86	10-4	20-14	0	0	86.1	76	40	37	30	110	9	-	.235	6	8	0

QUINN MCGILL OUTFIELDER • WAHOO, NEB. (WAHOO)

YEAR	AVG.	GP-S	AB	R	H	2B	3B	HR	RBI	BB	SO	SB-A	PO	A	E	FLD%
2014	.167	11-2	12	5	2	1	1	0	3	1	1	0-0	14	0	0	1.000

SHAUN MCGINN INFILDER • OMAHA, NEB. (MILLARD NORTH)

YEAR	AVG.	GP-S	AB	R	H	2B	3B	HR	RBI	BB	SO	SB-A	PO	A	E	FLD%
1990	.250	17-0	8	5	2	0	0	1	2	4	0	1-1	5	14	2	.905

BILL MCGUIRE CATCHER • OMAHA, NEB. (CREIGHTON PREP)

YEAR	AVG.	GP-S	AB	R	H	2B	3B	HR	RBI	BB	SO	SB-A	PO	A	E	FLD%
1983	.322	57--	146	38	47	8	2	0								

PAUL MEYERS **OUTFIELDER • OMAHA, NEB. (WESTSIDE)**

YEAR	AVG.	GP-S	AB	R	H	2B	3B	HR	RBI	BB	SO	SB-A	PO	A	E	FLD%
1984	.298	64-	218	47	65	10	3	4	57	34	18	16-16	85	8	1	.989
1985	.397	65-	252	86	100	15	6	17	86	43	19	25-29	142	8	3	.980
1986	.347	60-	245	55	85	20	2	15	66	23	25	29-37	134	12	2	.986
TOTAL	.350	189-	715	188	250	45	11	36	209	100	62	70-82	351	28	6	.985

DEREK MICKELSON **PITCHER • NORFOLK, NEB. (NORFOLK)**

YEAR	ERA	W-L	G-GS	CG	SV	IP	H	R	ER	BB	SO	HR	B/AVG.	WP	HBP	BK
1992	8.49	1-0	8-1	0	0	11.2	19	17	11	8	9	1	-	4	2	0
1993	5.96	1-2	5-3	1	0	25.2	35	26	17	17	19	3	-	1	0	0
TOTAL	6.75	2-2	13-4	1	0	37.1	54	43	28	25	28	4	-	5	2	0

MCGRW MILHAVEN **PITCHER • NEW YORK, N.Y. (MANHASSET)**

YEAR	ERA	W-L	G-GS	CG	SV	IP	H	R	ER	BB	SO	HR	B/AVG.	WP	HBP	BK
1987	2.40	3-0	8-3	2	0	30.0	25	11	8	14	17	4	-	2	5	0
1988	3.38	2-2	31-0	0	1	48.0	47	28	18	19	28	6	-	1	5	0
1989	8.06	0-2	14-1	0	1	22.1	28	28	20	16	12	5	-	0	2	0
TOTAL	4.13	5-4	53-4	2	2	100.1	100	67	46	49	57	15	-	3	12	0

BEN MILLER **INFILDER/PITCHER • CLIVE, IOWA (WEST DES MOINES VALLEY)**

YEAR	AVG.	GP-S	AB	R	H	2B	3B	HR	RBI	BB	SO	SB-A	PO	A	E	FLD%
2014	.316	41-29	117	19	37	3	0	2	13	13	24	0-0	2	2	0	1.000
2015	.279	56-56	215	16	60	11	1	4	40	18	31	1-1	0	0	0	.000
2016	.317	59-59	243	35	77	16	0	6	46	22	37	0-0	351	23	1	.997
2017	.306	55-55	219	28	67	13	0	3	39	28	37	0-0	430	35	7	.985
TOTAL	.304	211-199	794	98	241	43	1	15	138	81	129	1-1	783	60	8	.991

COREY MILLER **PITCHER/INFILDER • OAKHURST, CALIF. (YOSEMITE)**

YEAR	ERA	W-L	G-GS	CG	SV	IP	H	R	ER	BB	SO	HR	B/AVG.	WP	HBP	BK
2014	10.80	0-1	5-1	0	0	8.1	14	10	10	2	5	2	-.400	1	2	0
2015	12.00	0-0	4-0	0	0	3.0	2	4	4	2	2	0	-.167	0	0	0
2016	0.00	0-0	1-0	0	0	0.2	0	0	0	0	0	0	-.000	1	0	0
2017	1.12	1-0	3-3	0	0	8.0	4	1	7	7	0	0	-.148	1	0	0
TOTAL	6.75	1-1	13-4	0	0	20.0	20	15	15	13	14	2	.267	3	2	0

DOUG MILLER **INFILDER • NORTH PLATTE, NEB.**

YEAR	AVG.	GP-S	AB	R	H	2B	3B	HR	RBI	BB	SO	SB-A	PO	A	E	FLD%
1976	.257	42-	105	12	27	1	0	0	3	14	25	7--	42	80	12	.910
1977	.271	42-	118	19	32	2	0	0	20	12	18	6--	29	86	6	.950
1978	.267	33-	75	15	20	1	0	0	7	6	8	1--	9	45	11	.831
TOTAL	.265	117--	298	46	79	4	0	0	30	32	51	14--	80	211	29	.909

NICK MILLER **INFILDER • LOVELAND, COLO. (MOUNTAIN VIEW)**

YEAR	AVG.	GP-S	AB	R	H	2B	3B	HR	RBI	BB	SO	SB-A	PO	A	E	FLD%
2011	.154	9-1	13	2	2	0	0	0	2	1	6	0-0	9	2	1	.917

LARRY MIMS **INFILDER • CEDAR RAPIDS, IOWA (INDIAN HILLS JC)**

YEAR	AVG.	GP-S	AB	R	H	2B	3B	HR	RBI	BB	SO	SB-A	PO	A	E	FLD%
1985	.337	69-	246	99	83	7	3	4	59	72	18	24-27	75	156	38	.859
1986	.328	60-	238	73	78	15	7	2	46	40	18	37-40	115	172	8	.973
TOTAL	.333	129--	484	172	161	22	10	6	105	112	36	61-67	190	328	46	.918

MICHAEL MIMS **INFILDER • CEDAR RAPIDS, IOWA (KIRKWOOD CC)**

YEAR	AVG.	GP-S	AB	R	H	2B	3B	HR	RBI	BB	SO	SB-A	PO	A	E	FLD%
1991	.000	2-0	1	0	0	0	0	0	0	0	0	0-0	1	1	0	1.000

NIK MIROSHNICHENKO **INFILDER • FOOTHILL RANCH, CALIF. (TRABUCO HILLS)**

YEAR	AVG.	GP-S	AB	R	H	2B	3B	HR	RBI	BB	SO	SB-A	PO	A	E	FLD%
2015	.000	2-0	0	0	0	0	0	0	0	0	0	0-0	0	0	0	.000

CRAIG MOORE **INFILDER • FREMONT, NEB. (BERGAN)**

YEAR	AVG.	GP-S	AB	R	H	2B	3B	HR	RBI	BB	SO	SB-A	PO	A	E	FLD%
1996	.278	43-27	108	27	30	8	0	4	29	28	24	2-5	41	32	8	.901
1997	.336	46-30	110	31	37	9	0	4	35	29	16	3-4	20	3	6	.793
1998	.278	35-30	126	23	35	10	0	2	18	7	25	0-1	205	12	1	.995
1999	.346	19-5	26	11	9	2	0	1	14	9	5	1-1	63	4	1	.985
TOTAL	.300	143-92	370	92	111	29	0	11	96	73	70	6-11	329	51	16	.960

JED MORRIS **CATCHER • SEABROOK, TEXAS (TYLER JC)**

YEAR	AVG.	GP-S	AB	R	H	2B	3B	HR	RBI	BB	SO	SB-A	PO	A	E	FLD%
2001	.341	55-42	164	40	56	16	0	7	42	25	23	5-6	326	33	6	.984
2002	.382	68-68	272	70	104	26	1	23	90	29	25	4-4	222	22	4	.984
TOTAL	.367	123-110	436	110	160	42	1	30	132	54	48	9-10	548	55	10	.984

JAKE MORT **INFILDER • NEBRASKA CITY, NEB. (NEBRASKA CITY)**

YEAR	AVG.	GP-S	AB	R	H	2B	3B	HR	RBI	BB	SO	SB-A	PO	A	E	FLD%
2006	.265	49-42	136	20	36	6	0	0	24	17	28	9-12	33	74	4	.964
2007	.207	33-23	92	10	19	3	0	0	10	8	17	0-0	27	43	3	.959
2008	.262	57-57	210	48	55	15	3	1	13	24	32	10-12	45	116	6	.964
2009	.274	44-33	135	30	37	9	0	6	29	16	18	4-6	24	67	8	.919
TOTAL	.257	183-155	573	108	147	33	3	7	76	65	95	23-30	129	300	21	.953

TODD MOSSER **PITCHER • OMAHA, NEB. (RALSTON)**

YEAR	ERA	W-L	G-GS	CG	SV	IP	H	R	ER	BB	SO	HR	B/AVG.	WP	HBP	BK
1990	4.72	1-1	11-2	0	0	26.2	27	18	14	18	16	1	-	1	1	0
1991	4.30	2-1	15-3	2	0	46.0	56	34	22	26	21	3	-	4	3	2
1992	8.39	0-1	14-0	0	0	24.2	38	28	23	12	19	4	-	3	0	1
TOTAL	5.46	3-3	40-5	2	0	97.1	121	80	59	56	56	8	-	8	4	3

MEL MOTLEY **OUTFIELDER • RIVERSIDE, CALIF. (RIVERSIDE CC)**

YEAR	AVG.	GP-S	AB	R	H	2B	3B	HR	RBI	BB	SO	SB-A	PO	A	E	FLD%
1995	.357	56-56	227	68	81	16	4	7	58	35	37	13-15	138	6	5	.966
1996	.332	55-55	217	49	72	13	4	6	51	33	32	8-9	99	6	4	.963
TOTAL	.345	111-111	444	117	153	29	8	13	109	68	69	21-24	237	12	9	.965

BLAKE MOZLEY **INFILDER • OZARK, MO. (JOHNSON COUNTY CC)**

YEAR	AVG.	GP-S	AB	R	H	2B	3B	HR	RBI	BB	SO	SB-A	PO	A	E	FLD%
2023	.200	13-4	20	2	4	1	0	0	0	3	6	0-0	17	7	1	.960

BILL MULLIGAN **PITCHER • OMAHA, NEB. (INDIAN HILLS JC)**

Year	ERA	W-L	G-GS	CG	SV	IP	H	R	ER	BB	SO	HR	B/AVG.	WP	HBP	BK
1985	5.53	5-3	28-4	1	3	55.1	58	46	34	33	50	0	-	1	1	3

COLIN NOWACZYK PITCHER • ELKHORN, NEB. (ELKHORN NORTH HS)

YEAR	ERA	W-L	G-GS	CG	SV	IP	H	R	ER	BB	SO	HR	B/AVG.	WP	HBP	BK
2025	7.00	0-1	10-0	0	0	9.0	13	8	7	7	10	2	.342	2	1	0

DEVIN NUNEZ OUTFIELDER • NAVASOTA, TEXAS (NAVASOTA HS)

YEAR	AVG.	GP-S	AB	R	H	2B	3B	HR	RBI	BB	SO	SB-A	PO	A	E	FLD%
2025	.331	41-32	127	21	42	6	0	5	22	15	36	4-6	10	21	2	.939

PETE O'BRIEN INFILDER • PEBBLE BEACH, CALIF. (MONTREY PENINSULA JC)

YEAR	AVG.	GP-S	AB	R	H	2B	3B	HR	RBI	BB	SO	SB-A	PO	A	E	FLD%
1978	.333	47--	141	33	47	6	4	2	22	20	8	0--	255	17	5	.982
1979	.319	63--	191	42	61	15	7	6	65	40	23	5--	475	27	9	.982
TOTAL	.325	110--	332	75	108	21	11	8	87	60	31	5--	730	44	14	.982

PAT O'NEIL PITCHER • LITTLETON, COLO. (GARDEN CITY CC)

YEAR	ERA	W-L	G-GS	CG	SV	IP	H	R	ER	BB	SO	HR	B/AVG.	WP	HBP	BK
2003	3.38	1-1	22-0	0	2	21.1	18	10	8	8	17	2	.225	1	2	0

STEVE OAKLEY OUTFIELDER • LOS ANGELES, CALIF. (ARIZONA WESTERN JC)

YEAR	AVG.	GP-S	AB	R	H	2B	3B	HR	RBI	BB	SO	SB-A	PO	A	E	FLD%
1978	.275	51--	153	28	42	2	7	3	31	22	26	5--	90	107	12	.943
1979	.278	57--	162	36	45	13	2	2	29	35	22	5--	63	8	6	.922
1980	.361	52--	147	35	53	14	2	4	33	28	18	2--	59	4	5	.926
TOTAL	.303	160--	462	99	140	29	11	9	93	85	66	12--	212	119	23	.935

TODD OAKES PITCHER • SPRING GROVE, MINN. (WALDORF JC)

YEAR	ERA	W-L	G-GS	CG	SV	IP	H	R	ER	BB	SO	HR	B/AVG.	WP	HBP	BK
1982	3.31	8-3	12-11	6	0	73.1	65	43	27	28	44	-	-	1	1	0
1983	4.73	8-1	12-10	5	0	66.2	73	38	35	13	36	-	-	2	3	1
TOTAL	3.99	16-4	24-21	11	0	140.0	138	81	62	41	80	-	-	3	4	1

CHASE ODENRIDER INFILDER • OMAHA, NEB. (MILLARD NORTH)

YEAR	AVG.	GP-S	AB	R	H	2B	3B	HR	RBI	BB	SO	SB-A	PO	A	E	FLD%
2003	.216	14-9	37	4	8	1	0	0	6	0	9	2-2	4	14	3	.857

JOHN OFSTUN PITCHER/DESIGNATED HITTER • LINCOLNSHIRE, ILL. (KISHWAUKEE COLLEGE)

YEAR	AVG.	GP-S	AB	R	H	2B	3B	HR	RBI	BB	SO	SB-A	PO	A	E	FLD%
1990	.200	38--	55	6	11	3	1	0	11	4	19	1-0	4	15	3	.864

BOBBY OLSEN PITCHER • POWERSVILLE, S.C. (BROWN)

YEAR	ERA	W-L	G-GS	CG	SV	IP	H	R	ER	BB	SO	HR	B/AVG.	WP	HBP	BK
2024	10.80	0-0	13-0	0	0	8.1	11	10	10	6	9	1	.314	2	5	0

EMMETT OLSON PITCHER • DES PLAINES, ILL. (MAINE WEST)

YEAR	ERA	W-L	G-GS	CG	SV	IP	H	R	ER	BB	SO	HR	B/AVG.	WP	HBP	BK
2021	4.50	1-0	10-0	0	0	12.0	13	9	6	6	16	1	.255	1	0	0
2022	2.86	3-3	19-8	1	1	66.0	61	36	21	16	65	6	.238	5	5	0
2023	4.50	6-3	15-15	1	0	82.0	68	46	41	30	80	14	.227	5	9	0
TOTAL	3.83	10-6	44-23	2	1	160.0	142	91	68	52	161	21	.234	11	14	0

BRYCE ONLY INFILDER • ALGONQUIN, ILL. (HUNTLEY)

YEAR	AVG.	GP-S	AB	R	H	2B	3B	HR	RBI	BB	SO	SB-A	PO	A	E	FLD%
2014	.241	18-11	29	5	7	0	0	0	5	4	7	1-1	27	4	3	.912

JOSH OPHUS PITCHER • SIOUX FALLS, S.D. (LINCOLN)

YEAR	ERA	W-L	G-GS	CG	SV	IP	H	R	ER	BB	SO	HR	B/AVG.	WP	HBP	BK
1993	15.00	0-1	9-2	0	0	15.0	15	30	25	33	9	2	-	9	6	0

JAKE OPITZ INFILDER • LITTLETON, COLO. (HERITAGE)

YEAR	AVG.	GP-S	AB	R	H	2B	3B	HR	RBI	BB	SO	SB-A	PO	A	E	FLD%
2005	.256	52-33	129	19	33	6	0	3	14	17	24	3-5	49	92	7	.953
2006	.293	59-58	205	27	60	9	3	2	27	25	33	8-15	97	169	8	.971
2007	.278	56-56	205	32	57	10	3	5	48	26	42	2-3	100	154	11	.958
2008	.339	58-58	227	51	77	15	2	11	50	37	26	13-15	105	154	12	.956
TOTAL	.296	225-205	766	129	227	40	8	21	139	105	125	26-38	351	569	38	.960

MASON ORNELAS PITCHER • FORT WORTH, TEXAS (TEXAS A&M)

YEAR	ERA	W-L	G-GS	CG	SV	IP	H	R	ER	BB	SO	HR	B/AVG.	WP	HBP	BK
2022	5.31	2-0	17-1	0	1	39.0	37	27	23	20	26	5	.257	6	3	0
2023	2.84	0-0	6-0	0	0	6.1	3	3	2	8	5	1	.143	0	2	0
TOTAL	4.96	2-0	23-1	0	1	45.1	40	30	25	28	31	6	.242	6	5	0

THOM OTT PITCHER • NASSAU, BAHAMAS (JAMES MADISON)

YEAR	ERA	W-L	G-GS	CG	SV	IP	H	R	ER	BB	SO	HR	B/AVG.	WP	HBP	BK
2000	1.26	2-1	24-1	0	6	35.2	24	9	5	12	21	0	.188	0	4	0
2001	3.88	5-2	29-2	0	11	58.0	52	29	25	23	42	4	.235	5	4	0
TOTAL	2.88	7-3	53-3	0	17	93.2	76	38	30	35	63	4	.218	5	8	0

JOSHUA OVERBEEK INFILDER • CINCINNATI, OHIO (CISCO COLLEGE)

YEAR	AVG.	GP-S	AB	R	H	2B	3B	HR	RBI	BB	SO	SB-A	PO	A	E	FLD%
2024	.276	51-49	185	41	51	9	1	6	29	29	53	16-19	30	83	6	.950
2025	.293	52-47	174	28	51	13	1	6	28	12	46	2-5	27	92	9	.930
TOTAL	.284	103-96	359	69	102	22	2	12	57	41	99	18-24	57	175	15	.939

AARON PALENSKY OUTFIELDER • PAPILLION, NEB. (SOUTHEAST CC)

YEAR	AVG.	GP-S	AB	R	H	2B	3B	HR	RBI	BB	SO	SB-A	PO	A	E	FLD%
2019	.320	56-56	222	43	71	11	2	7	35	30	46	6-6	123	4	5	.962
2020	.302	15-15	53	15	16	5	0	4	19	15	9	1-1	28	2	2	.938
TOTAL	.316	71-71	275	58	87	16	2	11	54	45	55	7-7	151	6	7	.957

ROBBIE PALKERT PITCHER • GOLDEN VALLEY, MINN. (HOPKINS)

YEAR	ERA	W-L	G-GS	CG	SV	IP	H	R	ER	BB	SO	HR	B/AVG.	WP	HBP	BK
2016	2.88	0-0	16-0	0	1	25.0	27	8	8	7	19	2	.278	4	2	0
2017	2.61	0-0	24-0	0	2	41.1	35	13	12	12	39	1	.232	2	6	0
2018	0.00	1-0	2-0	0	1	4.2	2	0	0	3	2	0	.143	0	1	0
2019	3.19	6-3	21-0	0	1	36.2	33	16	13	6	37	3	.231	7	6	0
TOTAL	2.76	7-3	63-0	0	5	107.2	97	37	33	28	97	6	.240	13	15	0

TYLER PALMER OUTFIELDER • COLUMBUS, NEB. (SCOTUS CENTRAL CATHOLIC)

YEAR	AVG.	GP-S	AB	R	H	2B	3B	HR	RBI	BB	SO	SB-A	PO	A	E	FLD%
2022	.000	17-1	3	1	0	0	0	0	0	0	0	0	2-4	2	0	.667

JUSTIN PEKAREK PITCHER • STAPLEHURST, NEB. (SEWARD)

YEAR	ERA	W-L	G-GS	CG	SV	IP	H	R	ER	BB	SO	HR	B/AVG.	WP	HBP	BK
2001	3.86	0-1	3-1	0	1	7.0	3	3	3	2	6	1	.125	0	1	1
2003	4.24	2-1	9-2	1	0	17.0	19	11	8	11	11	0	.292	2	1	0
2004	3.16	8-1	18-11	0	0	74.0	66	31	26	17	75	2	.231	1	4	2
TOTAL	3.40	10-3	30-14	1	1	98.0	88	45	37	30	92	3	.235	3	6	3

BRANDON PENAS PITCHER • GRAND ISLAND, NEB. (DOANE)

YEAR	ERA	W-L	G-GS	CG	SV	
------	-----	-----	------	----	----	--



BRENT POTTER PITCHER • RUNNELLS, IOWA (SOUTHEAST POLK)

YEAR	ERA	W-L	G-GS	CG	SV	IP	H	R	ER	BB	SO	HR	B/AVG.	WP	HBP	BK
1999	11.57	0-0	1-1	0	0	2.1	6	6	3	2	0	0	.500	0	0	0
2001	0.00	0-0	3-0	0	0	2.2	4	0	0	2	3	2	.333	0	0	0
TOTAL	5.40	0-0	4-1	0	0	5.0	10	6	3	4	3	0	.417	0	0	0

CADE POVICH PITCHER • BELLEVUE, NEB. (SOUTH MOUNTAIN CC)

YEAR	ERA	W-L	G-GS	CG	SV	IP	H	R	ER	BB	SO	HR	B/AVG.	WP	HBP	BK
2020	5.06	1-2	4-4	0	0	21.1	28	16	12	2	26	5	.315	2	2	0
2021	3.11	6-1	15-15	0	0	81.0	74	29	28	22	88	9	.244	4	3	0
TOTAL	3.52	7-3	19-19	0	0	102.1	102	45	40	24	114	14	.260	6	5	0

AARON PRIBANIC PITCHER • PLANO, TEXAS (EAST)

YEAR	ERA	W-L	G-GS	CG	SV	IP	H	R	ER	BB	SO	HR	B/AVG.	WP	HBP	BK
2008	4.72	3-4	17-12	2	0	74.1	78	47	39	32	59	4	.270	7	9	0

VAL PRIMANTE CATCHER • COVINA, CALIF. (MT. SAN ANTONIO JC)

YEAR	AVG.	GP-S	AB	R	H	2B	3B	HR	RBI	BB	SO	SB-A	PO	A	E	FLD%
1978	.265	54-	155	38	41	7	0	5	42	40	22	0-	131	57	11	.945
1979	.304	63-	148	44	45	7	0	7	44	65	34	6-	354	28	8	.979
TOTAL	.284	117-	303	82	86	18	0	12	86	105	56	6-	485	85	19	.968

MARK PRIOR INFILDER • LOS ANGELES, CALIF. (MT. SAN ANTONIO JC)

YEAR	AVG.	GP-S	AB	R	H	2B	3B	HR	RBI	BB	SO	SB-A	PO	A	E	FLD%
1980	.308	54-	156	48	48	8	2	0	21	34	11	7-	26	53	8	.908
1981	.367	62-	199	57	73	15	4	3	44	34	24	15-	60	115	18	.907
TOTAL	.341	116-	355	105	121	23	6	3	65	68	35	22-	86	168	26	.907

MICHAEL PRITCHARD OUTFIELDER • OMAHA, NEB. (CREIGHTON PREP)

YEAR	AVG.	GP-S	AB	R	H	2B	3B	HR	RBI	BB	SO	SB-A	PO	A	E	FLD%
2011	.304	34-19	92	15	28	1	0	0	7	12	11	1-4	11	0	0	1.000
2012	.387	57-53	212	51	82	10	0	0	22	21	10	6-9	38	2	1	.976
2013	.333	49-49	198	34	66	13	1	0	18	22	18	4-6	34	1	0	1.000
2014	.314	60-60	239	45	75	21	4	3	49	27	24	5-8	119	2	1	.992
TOTAL	.339	200-181	741	145	251	45	5	3	96	82	63	16-27	202	5	2	.990

JOE PURVINE PITCHER • MOORE, OKLA. (YORK COLLEGE)

YEAR	ERA	W-L	G-GS	CG	SV	IP	H	R	ER	BB	SO	HR	B/AVG.	WP	HBP	BK
1989	5.97	3-2	23-1	0	6	34.2	33	28	23	33	19	8	.-	10	4	0

ALEX RABURN INFILDER • DURHAM, N.C. (JORDAN)

YEAR	AVG.	GP-S	AB	R	H	2B	3B	HR	RBI	BB	SO	SB-A	PO	A	E	FLD%
2017	.177	25-19	62	7	11	1	0	0	5	7	17	1-1	17	34	5	.911

CRAIG RADCLIFFE CATCHER • 6-1 • 200 • ORANGE, CALIF. (SANTA ANA JC)

YEAR	AVG.	GP-S	AB	R	H	2B	3B	HR	RBI	BB	SO	SB-A	PO	A	E	FLD%
1984	.247	49-	89	17	22	6	3	1	11	21	25	2-2	114	15	1	.992

TIM RADMACHER PITCHER • ROSEMOUNT, MINN. (ROSEMOUNT)

YEAR	ERA	W-L	G-GS	CG	SV	IP	H	R	ER	BB	SO	HR	B/AVG.	WP	HBP	BK
2006	3.60	1-0	4-3	0	0	10.0	5	4	4	14	9	0	.143	1	0	0
2007	6.00	0-0	3-0	0	0	3.0	2	2	2	2	2	1	.200	0	1	0
TOTAL	4.15	1-0	7-3	0	0	13.0	7	6	6	16	11	1	.156	1	1	0

KEN RAMOS OUTFIELDER • PUEBLO, COLO. (OTERO JC)

YEAR	AVG.	GP-S	AB	R	H	2B	3B	HR	RBI	BB	SO	SB-A	PO	A	E	FLD%
1987	.386	50-	158	42	61	7	6	4	46	30	14	9-12	44	2	5	.902
1988	.372	71-	258	100	96	19	5	5	62	68	30	34-40	90	6	5	.950
1989	.355	58-	203	62	72	11	5	1	25	52	25	46-56	104	2	1	.991
TOTAL	.370	179-	619	204	229	37	16	10	133	150	69	89-108	238	10	11	.958

TYLER RANK INFILDER • ROCHESTER, MINN. (MAYO)

YEAR	AVG.	GP-S	AB	R	H	2B	3B	HR	RBI	BB	SO	SB-A	PO	A	E	FLD%
2008	.192	17-6	26	4	5	1	1	0	5	6	7	1-1	26	2	1	.966
2009	.200	6-0	5	1	1	1	0	0	0	0	1	0-0	0	0	0	.000
TOTAL	.194	23-6	31	5	6	2	1	0	5	6	8	1-1	26	2	1	.966

MARK REIMERS CATCHER • OMAHA, NEB. (MILLARD)

YEAR	AVG.	GP-S	AB	R	H	2B	3B	HR	RBI	BB	SO	SB-A	PO	A	E	FLD%
1982	.667	7-	3	2	2	0	0	1	2	1	0	0-	3	0	3	.500
1983	.333	3-	3	0	1	0	0	0	0	1	1	0-	5	0	0	1.000
TOTAL	.500	10-	6	2	3	0	0	1	2	2	1	0-	8	0	3	.727

ZAC REPINSKI OUTFIELDER • PRIOR LAKE, MINN. (PRIOR LAKE)

YEAR	AVG.	GP-S	AB	R	H	2B	3B	HR	RBI	BB	SO	SB-A	PO	A	E	FLD%
2017	.200	16-3	25	3	5	1	0	0	1	0	9	1-1	0	0	1	.000
2018	.255	42-36	145	36	37	7	0	3	18	17	36	4-4	81	64	8	.948
TOTAL	.247	58-39	170	39	42	8	0	3	19	17	45	5-5	81	64	9	.942

STEVEN REVELS INFILDER • SANTA BARBARA, CALIF. (DOS PUEBLOS)

YEAR	AVG.	GP-S	AB	R	H	2B	3B	HR	RBI	BB	SO	SB-A	PO	A	E	FLD%
2014	.262	54-51	187	33	49	11	0	0	18	14	18	4-6	82	155	16	.937
2015	.255	16-16	55	10	14	4	0	0	3	2	9	4-4	23	47	1	.986
2016	.271	58-58	210	30	57	11	0	4	26	9	25	11-17	93	194	10	.966
TOTAL	.265	128-125	452	73	120	26	0	4	47	25	52	19-27	198	396	27	.957

JEFF RHEIN OUTFIELDER • ANN ARBOR, MICH. (SACRAMENTO CITY JC)

YEAR	AVG.	GP-S	AB	R	H	2B	3B	HR	RBI	BB	SO	SB-A	PO	A	E	FLD%
1991	.307	46-	166	38	51	7	6	8	41	20	38	6-7	117	14	5	.963

NICK RICHARDS CATCHER • OMAHA, NEB. (PAPILLION)

YEAR	AVG.	GP-S	AB	R	H	2B	3B	HR	RBI	BB	SO	SB-A	PO	A	E	FLD%
1980	.154	20-	13	2	2	0	0	0	0	1	5	0-	23	0	1	.958
1981	.267	25-	60	12	16	4	1	0	6	7	12	6-	134	8	4	.973
1982	.233	27-	60	11	14	3	1	1	17	10	12	5-	130	11	2	.986
TOTAL	.241	72-	133	25	32	7	2	1	23	18	29	11-	287	19	7	.978

ADAM RIDDLE OUTFIELDER • ABILENE, TEXAS (NEW MEXICO JC)

YEAR	AVG.	GP-S	AB	R	H	2B	3B	HR	RBI	BB	SO	SB-A	PO	A	E	FLD%
2002	.217	33-8	46	17	10	0	1	0	5	10	12	1-1	12	1	0	1.000

TITO RIVERA CATCHER • SCHENECTADY, N.Y. (LASSEN CC)

YEAR	AVG.	GP-S	AB	R	H	2B	3B	HR	RBI	BB	SO	SB-A	PO	A	E	FLD%
2001	.275	38-24	80	14	22	3	0	1	7	7	12	0-0	174	21	1	.995

WILL RIZZO PITCHER • THE WOODLANDS, TEXAS (TEXAS A&M)

YEAR	ERA	W-L	G-GS	CG	SV	IP	H	R	ER	BB	SO	HR	B/AVG.	WP	HBP	BK
2023	18.00	0-0	5-0	0	0	3.0	6	6	6	3	4	0	.375	2	1	0

QUINTON ROBERTSON PITCHER • RICHLAND, MASS. (TEXARKANA COLLEGE)

YEAR	ERA	W-L	G-GS	CG	SV	IP	H	R
------	-----	-----	------	----	----	----	---	---

RANS SANDERS PITCHER • GRAND ISLAND, NEB. (OMAHA)
 YEAR ERA W-L G-GS CG SV IP H R ER BB SO HR B/AVG. WP HBP BK
 2024 3.86 0-1 18-0 0 2 14.0 10 8 6 5 9 3 2.00 1 1 0

CASE SANDERSON INFILDER • NEVADA, MO. (NEVADA)
 YEAR AVG. GP-S AB R H 2B 3B HR RBI BB SO SB-A PO A E FLD%
 2024 .338 55-43 151 27 51 6 1 3 26 31 42 0-3 42 1 2 .956
 2025 .307 56-52 199 34 61 9 2 3 31 24 37 1-3 382 15 1 .997
TOTAL .320 110-95 350 61 112 15 3 6 57 55 79 1-6 424 16 3 .993

RICH SANGUINETTI INFILDER • 6-1 • 200 • LEAWOOD, KAN. (BLUE VALLEY NORTH)
 YEAR AVG. GP-S AB R H 2B 3B HR RBI BB SO SB-A PO A E FLD%
 2012 .323 55-54 217 44 70 11 2 2 43 16 35 7-12 141 3 1 .993
 2013 .303 58-53 221 41 67 8 1 1 16 29 44 8-10 134 4 0 1.000
TOTAL .313 113-107 438 85 137 19 3 3 59 45 79 15-22 275 7 1 .996

LUKE SARTORI OUTFILDER • LINCOLN, NEB. (HUTCHINSON CC)
 YEAR AVG. GP-S AB R H 2B 3B HR RBI BB SO SB-A PO A E FLD%
 2021 1.000 5-0 1 1 1 0 0 0 1 0 0 0-1 0 0 0 .000
 2022 .192 41-20 73 19 14 1 0 1 9 9 21 5-5 50 1 0 1.000
 2023 .136 37-4 22 11 3 1 0 0 1 4 8 3-3 13 0 0 1.000
TOTAL .188 83-24 96 31 18 2 0 1 11 13 29 8-9 63 1 0 1.000

ANDY SAWYERS CATCHER • WILLITS, CALIF. (MENDOCINO COLLEGE)
 YEAR AVG. GP-S AB R H 2B 3B HR RBI BB SO SB-A PO A E FLD%
 1997 .268 59-59 205 25 55 11 0 5 38 25 56 2-3 373 49 9 .979
 1998 .184 22-17 49 8 9 3 0 0 4 6 6 1-1 98 15 1 .991
TOTAL .252 81-76 254 33 64 14 0 5 42 31 62 3-4 471 64 10 .982

GREG SCHAFER INFILDER • OMAHA, NEB. (CENTRAL ARIZONA)
 YEAR AVG. GP-S AB R H 2B 3B HR RBI BB SO SB-A PO A E FLD%
 1979 .279 56-- 147 23 41 4 1 0 23 15 16 6-- 64 120 13 .934
 1980 .311 56-- 190 48 59 7 3 2 19 25 16 28-- 102 143 10 .961
TOTAL .297 112-- 337 71 100 11 4 2 42 40 39 34-- 166 263 23 .949

SHAY SCHANAMAN PITCHER • GRAND ISLAND, NEB. (GRAND ISLAND)
 YEAR ERA W-L G-GS CG SV IP H R ER BB SO HR B/AVG. WP HBP BK
 2019 3.18 1-2 19-0 0 3 22.2 13 10 8 14 23 3 .163 6 1 0
 2020 6.97 2-2 6-0 0 0 10.1 9 8 8 4 10 0 .231 0 0 0
 2021 5.08 5-2 13-12 0 0 67.1 63 44 38 25 72 7 .242 4 12 0
 2022 4.44 2-8 15-13 2 0 77.0 75 48 38 29 76 12 .251 7 11 1
 2023 3.07 3-6 26-0 0 6 55.2 38 31 19 28 66 2 .189 8 14 0
TOTAL 4.29 13-20 79-25 2 9 233.0 198 141 111 100 247 24 .225 25 38 1

JOSH SCHEFFERT INFILDER • LINCOLN, NEB. (SOUTHEAST)
 YEAR AVG. GP-S AB R H 2B 3B HR RBI BB SO SB-A PO A E FLD%
 2010 .301 36-32 113 27 34 4 0 5 30 17 30 1-2 153 18 4 .977
 2011 .220 43-41 150 19 33 4 4 2 18 11 41 1-1 59 2 3 .953
 2012 .358 50-44 179 37 64 12 0 8 41 15 24 5-5 127 89 5 .977
 2013 .225 43-33 129 15 29 5 0 2 24 7 22 3-3 14 41 0 1.000
TOTAL .280 172-150 571 98 160 25 4 17 113 50 117 10-11 353 150 12 .977

JOE SCHERGER OUTFILDER • BILLINGS, MONT. (BILLINGS)
 YEAR AVG. GP-S AB R H 2B 3B HR RBI BB SO SB-A PO A E FLD%
 1977 .364 40-- 118 33 43 2 2 8 41 24 13 13-- 63 3 5 .930
 1978 .311 56-- 177 48 55 8 6 9 52 39 25 16-- 63 3 5 .930
 1979 .337 60-- 181 64 61 6 4 5 33 42 22 15-- 99 3 4 .962
 1980 .290 57-- 183 53 53 13 6 6 47 37 32 31 10-- 56 4 3 .952
TOTAL .322 213-- 659 198 212 29 18 28 173 137 91 54-- 281 13 17 .942

BRYAN SCHMIDT INFILDER • SACRAMENTO, CALIF. (MENDOCINO COLLEGE)
 YEAR AVG. GP-S AB R H 2B 3B HR RBI BB SO SB-A PO A E FLD%
 1997 .285 61-59 207 37 59 10 2 2 27 34 45 3-5 93 185 18 .939
 1998 .324 43-42 173 33 56 7 1 4 25 10 31 3-6 81 124 13 .940
TOTAL .303 104-101 380 70 115 17 3 6 52 44 76 6-11 174 309 31 .940

DAVID SCHMIDT CATCHER • KENNEWICK, WASH. (KENNEWICK)
 YEAR AVG. GP-S AB R H 2B 3B HR RBI BB SO SB-A PO A E FLD%
 1993 .111 12-2 18 3 2 0 0 0 0 1 9 0-0 0 0 0 .000

DAVE SCHNEIDER PITCHER • OMAHA, NEB. (WESTSIDE)
 YEAR ERA W-L G-GS CG SV IP H R ER BB SO HR B/AVG. WP HBP BK
 1999 6.03 2-0 12-2 0 0 31.1 39 21 21 8 26 5 .310 4 4 0
 2000 6.30 0-1 8-2 0 0 10.0 13 9 7 1 7 2 .289 1 0 0
TOTAL 6.10 2-1 20-4 0 0 41.1 52 30 28 9 33 7 .304 5 4 0

JAKE SCHLEPPENBACH INFILDER • LINCOLN, NEB. (PIUS X)
 YEAR AVG. GP-S AB R H 2B 3B HR RBI BB SO SB-A PO A E FLD%
 2015 .300 51-48 190 32 57 9 0 0 16 12 19 4-5 90 170 6 .977
 2016 .220 54-42 173 17 38 7 0 0 18 21 32 4-7 110 198 7 .978
 2017 .292 58-55 192 28 56 13 1 5 34 25 24 7-9 122 192 2 .994
TOTAL .272 163-155 555 77 151 29 1 5 68 58 75 15-21 322 560 15 .983

CHUCK SCHNOOR INFILDER • MINDEN, NEB. (MINDEN)
 YEAR AVG. GP-S AB R H 2B 3B HR RBI BB SO SB-A PO A E FLD%
 1977 .200 18-- 10 4 2 0 0 0 1 4 3 1-- 6 5 2 .846
 1978 .320 30-- 25 12 8 0 0 0 8 9 4 0-- 13 16 1 .967
TOTAL .286 48-- 35 16 10 0 0 0 9 13 7 1-- 19 21 3 .930

TIM SCHOENINGER PITCHER • DENVER, COLO. (MULLEN)
 YEAR ERA W-L G-GS CG SV IP H R ER BB SO HR B/AVG. WP HBP BK
 2003 4.30 4-2 25-1 0 6 46.0 56 29 22 5 34 8 .299 2 4 1
 2004 5.34 3-2 17-0 0 2 30.1 42 20 18 6 26 3 .347 2 8 0
TOTAL 4.72 7-4 42-1 0 8 76.1 98 49 40 11 60 11 .318 4 12 1

J.D. SCHOLTEN PITCHER • SIOUX CITY, IOWA (MORNINGSIDE COLLEGE)
 YEAR ERA W-L G-GS CG SV IP H R ER BB SO HR B/AVG. WP HBP BK
 2002 2.08 0-0 10-0 0 0 13.0 9 3 3 4 10 0 .196 2 1 0

COLE SCHRAMM INFILDER • OMAHA, NEB. (NORTHWEST)
 YEAR AVG. GP-S AB R H 2B 3B HR RBI BB SO SB-A PO A E FLD%
 1995 .000 1-0 0 0 0 0 0 0 0 0 0 0-0 0 1 0 1.000

MAX SCHREIBER PITCHER • CARDINGTON, OHIO (HIGHLAND)
 YEAR ERA W-L G-GS CG SV IP H R ER BB SO HR B/AVG. WP HBP BK
 2018 9.82 1-0 9-0 0 0 11.0 14 12 12 5 5 1 .318 3 3 1
 2019 5.91 0-0 11-0 0 0 10.2 12 8 7 9 11 0 .286 5 3 0
 2020 4.60 0-1 6-1 0 0 15.2 15 10 8 6 19 0 .234 3 3 0
 2021 3.79 2-2 13-0 0 0 19.0 21 10 8 8 20 3 .296 0 3 0
TOTAL 5.59 3-3 39-1 0 1 56.1 62 40 35 28 55 4 .281 11 12 1

SCOTT SCHREIBER INFILDER • MENASHA, WIS. (KIMBERLY)
 YEAR AVG. GP-S AB R H 2B 3B HR RBI BB SO SB-A PO A E FLD%
 2015 .271 40-38 144 25 39 2 2 3 18 12 27 3-4 376 23 3 .993
 2016 .325 48-48 197 34 64 10 1 16 55 15 39 3-6 243 17 2 .992
 2017 .330 57-57 233 45 77 15 1 7 51 13 44 0-0 43 0 1 .977
 2018 .369 52-52 214 62 79 13 1 18 48 28 48 4-5 324 25 3 .991
TOTAL .329 197-195 788 166 259 40 5 44 172 68 158 10-15 986 65 9 .992

MATT SCHULDT PITCHER • SIOUX FALLS, S.D. (BAYLOR)
 YEAR ERA W-L G-GS CG SV IP H R ER BB SO HR B/AVG. WP HBP BK
 1998 3.13 4-2 10-7 2 0 54.2 44 24 19 25 45 5 .222 0 6 0

SCOTT SCHULTZ OUTFILDER • ELKHORN, NEB. (ELKHORN)
 YEAR AVG. GP-S AB R H 2B 3B HR RBI BB SO SB-A PO A E FLD%
 1996 .214 27-17 56 11 12 2 1 1 4 10 20 0-0 89 11 6 .943
 1997 .222 18-14 36 11 8 2 0 0 9 12 12 1-1 23 2 3 .893
TOTAL .217 45-31 92 22 20 4 1 1 13 22 32 1-1 112 13 9 .933

DREW SCHWAB PITCHER • LA VISTA, NEB. (WESTSIDE)
 YEAR ERA W-L G-GS CG SV IP H R ER BB SO HR B/AVG. WP HBP BK
 2006 3.38 0-0 3-0 0 0 2.2 2 1 1 1 0 0 .222 0 0 0

SPENCER SCHWELLENBACH PITCHER • SAGINAW, MICH. (SAGINAW HERITAGE)
 YEAR AVG. GP-S AB R H 2B 3B HR RBI BB SO SB-A PO A E FLD%
 2019 .275 44-44 160 26 44 5 0 5 22 29 44 6-8 94 102 8 .961
 2020 .295 15-15 61 13 18 2 0 1 5 7 8 1-3 19 44 2 .969
 2021 .284 48-48 183 43 52 12 1 6 40 30 44 9-9 55 127 4 .978
TOTAL .282 107-107 404 82 114 19 1 12 67 66 96 16-20 168 273 14 .969

TIM SCOTT PITCHER • ELY, MINN. (ELY)
 YEAR ERA W-L G-GS CG SV IP H R ER BB SO HR B/AVG. WP HBP BK
 2007 0.00 0-0 1-0 0 0 0.0 0 0 0 0 0 0 .000 0 1 0

JOEL SEALER PITCHER • OMAHA, NEB. (MILLARD SOUTH)
 YEAR ERA W-L G-GS CG SV IP H R ER BB SO HR B/AVG. WP HBP BK
 1986 10.80 2-0 3-1 0 0 10.0 14 14 12 8 3 - - 2 2 0
 1987 7.50 0-1 4-1 0 1 6.0 2 5 5 10 8 - - 1 1 0
 1988 2.45 3-0 5-5 0 0 18.1 11 8 5 20 18 - - 3 1 1
TOTAL 5.77 5-1 12-7 0 1 34.1 27 27 22 38 29 - - 6 4 1

BRETT SEARS PITCHER • WESTPHALIA, IOWA (IOWA CENTRAL CC)
 YEAR ERA W-L G-GS CG SV IP H R ER BB SO HR B/AVG. WP HBP BK
 2023 5.29 0-0 11-0 0 0 17.0 23 10 10 4 23 3 .324 3 3 0
 2024 2.16 9-1 17-16 1 1 104.0 72 29 25 19 101 9 .191 1 9 1
TOTAL 2.60 9-1 28-16 1 1 121.0 95 39 35 23 124 12 .212 4 12 1

TODD SEARS INFILDER • ANKENY, IOWA (ANKENY)
 YEAR AVG. GP-S AB R H 2B 3B HR RBI BB SO SB-A PO A E FLD%
 1995 .346 43-42 156 51 54 10 3 10 50 40 28 4-7 383 14 7 .983
 1996 .380 54-54 216 60 82 18 0 6 62 41 30 5-7 441 30 6 .987
 1997 .421 62-62 233 78 98 18 3 17 79 62 45 6-9 551 42 9 .985
TOTAL .387 159-158 605 189 234 46 6 33 191 143 103 15-23 1,375 86 22 .985

TIM SEATON INFILDER • OMAHA, NEB. (CREIGHTON)
 YEAR AVG. GP-S AB R H 2B 3B HR RBI BB SO SB-A PO A E FLD%
 1991 .329 51-- 140 37 46 11 1 4 25 30 31 5-6 94 89 8 .958
 1992 .240 45-- 154 29 37 9 2 5 33 22 50 4-4 33 74 23 .823
TOTAL .282 96-- 294 66 83 20 3 9 58 52 81 9-10 127 163 31 .903

BOB SEBRA PITCHER • MEDFORD LAKES, N.J. (GLOUCESTER CATHOLIC)
 YEAR ERA W-L G-GS CG SV IP H R ER BB SO HR B/AVG. WP HBP BK
 1981 4.16 7-5 17-14 4 0 80.0 76 51 37 64 90 - - 9 3 2
 1982 6.63 4-4 15-11 2 1 55.2 66 44 41 47 54 - - 2 1 1
 1983 4.37 6-2 14-9 3 0 59.2 61 37 29 34 68 - - 4 1 0
TOTAL 4.93 17-11 46-34 9 1 195.1 203 132 107 145 212 - - 15 5 3

JUSTIN SEELY OUTFILDER • NACOGDOCHES, TEXAS (NORTHEAST TEXAS CC)
 YEAR AVG. GP-S AB R H 2B 3B HR RBI BB SO SB-A PO A E FLD%
 2001 .357 44-31 143 32 51 14 1 4 28 20 22 5-6 35 2 4 .902
 2002 .320 63-56 203 39 65 19 1 7 37 23 31 4-7 98 8 7 .938
TOTAL .335 107-87 346 71 116 33 2 11 65 43 53 9-13 133 10 11 .929

ADAM SHABALA OUTFILDER • STREATOR, ILL. (KISWAUKEE COLLEGE)
 YEAR AVG. GP-S AB R H 2B 3B HR RBI BB SO SB-A PO A E FLD%
 1999 .373 54-45 177 48 66 8 3 0 37 41 31 28-31 78 4 3 .965
 2000 .338 62-57 195 53 66 11 3 4 33 60 50 14-17 116 5 0 1.000
TOTAL .355 116-102 372 101 132 19 6 4 70 101 81 42-48 194 9 3 .985

JOSEPH SHAPLEY PITCHER/INFILDER • GLOUCESTER, N.J.
 YEAR AVG. GP-S AB R H 2B 3B HR RBI BB SO SB-A PO A E FLD%
 1990 .171 29-- 35 3 6 0 0 1 4 3 11 0-0 0 7 1 .875

YEAR ERA W-L G-GS CG SV IP H R ER BB SO HR B/AVG. WP HBP BK
 1990 6.55 2-2 10-5 0 0 22.0 26 19 16 18 17 - - 2 0 1



ALVIE SHEPHERD PITCHER • HILLSIDE, ILL. (PROVISO WEST)

YEAR	AVG.	GP-S	AB	R	H	2B	3B	HR	RBI	BB	SO	SB-A	PO	A	E	FLD%
1994	.278	57-57	205	29	57	13	2	5	39	32	46	2-4	256	30	9	.969
1995	.343	58-56	230	60	79	22	1	12	70	32	44	3-3	121	18	5	.965
TOTAL	.313	115-113	435	89	136	35	3	17	109	64	90	5-7	377	48	14	.968

YEAR	ERA	W-L	G-GS	CG	SV	IP	H	R	ER	BB	SO	HR	B/AVG.	WP	HBP	BK
1993	6.08	3-5	16-10	0	0	77.0	94	64	52	50	50	3	-	12	13	0
1994	5.71	2-5	12-11	2	1	69.1	81	57	44	36	64	9	-	6	4	1
1995	6.57	2-5	23-2	0	5	38.1	47	30	28	22	42	4	-	14	4	0
TOTAL	6.04	7-15	51-23	2	6	184.2	222	151	124	108	156	16	-	32	21	1

CHARLIE SHIREK PITCHER • MINOT, N.D. (MINOT)

YEAR	ERA	W-L	G-GS	CG	SV	IP	H	R	ER	BB	SO	HR	B/AVG.	WP	HBP	BK
2006	3.23	4-2	18-8	1	1	69.2	66	28	25	20	29	2	.257	3	8	0
2007	6.39	2-7	13-7	0	0	50.2	67	44	36	15	42	4	.321	6	9	0
TOTAL	4.56	6-9	31-15	1	1	120.1	133	72	61	35	71	6	.285	9	17	0

PHIL SHIREK PITCHER • MINOT, N.D. (MINOT)

YEAR	ERA	W-L	G-GS	CG	SV	IP	H	R	ER	BB	SO	HR	B/AVG.	WP	HBP	BK
2002	3.45	4-2	18-8	0	1	47.0	45	31	18	14	47	2	.246	4	3	2
2003	3.90	5-3	18-10	0	0	62.1	48	28	27	23	48	4	.227	3	8	2
2004	3.07	5-1	15-11	1	0	70.1	70	29	24	34	43	5	.266	4	8	1
2005	3.32	4-1	14-7	0	1	40.2	42	17	15	10	26	2	.278	1	2	0
TOTAL	3.43	18-7	65-36	1	2	220.1	205	105	84	81	164	13	.254	12	21	5

COLIN SHOCKEY PITCHER/OUTFIELDER • LA VISTA, NEB. (IOWA WESTERN CC)

YEAR	AVG.	GP-S	AB	R	H	2B	3B	HR	RBI	BB	SO	SB-A	PO	A	E	FLD%
2004	.294	56-53	197	39	58	14	0	0	27	27	41	9-16	141	3	1	.993
TOTAL	.294	56-53	197	39	58	14	0	0	27	27	41	9-16	141	3	1	.993

JIM SHORT INFILDER • YORBA LINDA, CALIF. (FULLERTON COLLEGE)

YEAR	AVG.	GP-S	AB	R	H	2B	3B	HR	RBI	BB	SO	SB-A	PO	A	E	FLD%
1991	.205	14--	39	9	8	2	0	2	7	4	15	0-0	75	2	3	.963
TOTAL	.205	14--	39	9	8	2	0	2	7	4	15	0-0	75	2	3	.963

MIKE SILLMAN PITCHER • OMAHA, NEB. (MILLARD SOUTH)

YEAR	ERA	W-L	G-GS	CG	SV	IP	H	R	ER	BB	SO	HR	B/AVG.	WP	HBP	BK
2001	4.84	2-1	9-2	0	0	22.1	23	12	12	11	15	2	.277	1	2	0
2002	5.12	1-1	10-1	0	0	19.1	25	12	11	7	17	3	.321	1	0	0
2003	1.82	1-1	17-0	0	3	24.2	21	10	5	16	22	0	.241	3	1	2
2004	2.86	1-2	24-0	0	5	28.1	26	14	9	9	34	0	.243	3	0	0
TOTAL	3.52	5-5	60-3	0	8	94.2	95	48	37	43	88	5	.268	8	3	2

RILEY SILVA OUTFIELDER • CAMBRIDGE, ONTARIO (BARTON COUNTY CC)

YEAR	AVG.	GP-S	AB	R	H	2B	3B	HR	RBI	BB	SO	SB-A	PO	A	E	FLD%
2024	.256	61-61	199	51	51	5	2	0	20	25	35	32-35	162	1	2	.988
2025	.284	56-39	134	26	38	4	0	0	16	12	15	11-14	98	2	0	1.000
TOTAL	.267	117-100	333	77	89	9	2	0	36	37	40	43-49	260	3	2	.992

JOE SIMOKAITS INFILDER • ST. LOUIS, MO. (ST. MARY'S)

YEAR	AVG.	GP-S	AB	R	H	2B	3B	HR	RBI	BB	SO	SB-A	PO	A	E	FLD%
2002	.236	51-41	140	41	33	8	1	0	16	17	19	5-7	71	119	12	.941
2003	.293	62-62	239	53	70	7	0	1	39	22	34	9-17	123	194	22	.935
2004	.279	56-56	215	31	60	14	0	1	33	17	20	9-12	83	159	10	.960
2005	.310	69-69	277	53	86	8	0	3	37	34	33	18-24	83	222	8	.974
TOTAL	.286	238-228	871	178	249	37	1	5	125	90	106	41-60	360	694	52	.953

CHANCE SINCLAIR PITCHER • SPRING HILL, KAN. (OSAWATOMIE)

YEAR	ERA	W-L	G-GS	CG	SV	IP	H	R	ER	BB	SO	HR	B/AVG.	WP	HBP	BK
2014	2.15	9-1	16-16	1	0	100.2	87	37	24	26	52	1	.233	3	3	1
2015	3.04	6-7	15-15	1	0	91.2	93	39	31	21	68	4	.270	4	6	0
TOTAL	2.57	15-8	31-31	2	0	192.1	180	76	55	47	120	5	.250	7	9	1

TIM SINOVICH INFILDER • ST. ANN, MO. (CENTRAL ARIZONA)

YEAR	AVG.	GP-S	AB	R	H	2B	3B	HR	RBI	BB	SO	SB-A	PO	A	E	FLD%
1980	.474	19--	57	18	27	5	5	1	18	8	8	3--	113	3	2	.983
1981	.271	60--	192	31	52	12	1	2	35	25	40	5--	266	17	5	.983
TOTAL	.317	79--	249	49	79	17	6	3	53	33	48	8--	379	20	7	.983

KEN SIRAK INFILDER • CAMARILLO, CALIF. (CAMARILLO)

YEAR	AVG.	GP-S	AB	R	H	2B	3B	HR	RBI	BB	SO	SB-A	PO	A	E	FLD%
1987	.297	57--	212	49	63	9	4	5	42	22	48	0-1	84	168	18	.933
1988	.249	63--	217	38	54	5	7	4	36	19	53	8-11	87	181	25	.915
1989	.237	51--	173	25	41	5	5	4	35	17	23	5-6	82	152	13	.947
TOTAL	.262	171--	602	112	158	19	16	13	113	58	124	13-18	253	501	56	.931

JAY SIRIANNI PITCHER • INDIANOLA, IOWA (TEXAS A&M)

YEAR	ERA	W-L	G-GS	CG	SV	IP	H	R	ER	BB	SO	HR	B/AVG.	WP	HBP	BK
1996	9.18	3-2	14-4	0	0	33.1	50	44	34	17	20	5	-	4	2	2
1997	8.82	1-0	9-2	0	0	16.1	21	20	16	14	13	4	-	3	2	0
1998	5.24	5-4	16-5	1	0	56.2	61	37	33	22	44	7	-	4	7	0
1999	6.87	6-3	18-15	1	1	74.2	103	63	57	30	58	19	-	3	7	0
TOTAL	6.96	15-9	57-26	2	1	181.0	235	164	140	83	135	35	-	14	18	2

DIRK SKILLICORN INFILDER/OUTFIELDER • LOS ALTOS, CALIF. (ST. FRANCIS)

YEAR	AVG.	GP-S	AB	R	H	2B	3B	HR	RBI	BB	SO	SB-A	PO	A	E	FLD%
1989	.174	16--	23	2	4	1	0	2	7	6	15	1-1	35	1	1	.973
1990	.239	34--	71	19	17	2	0	5	14	17	31	0-0	26	3	0	1.000
1991	.296	10--	27	8	8	2	0	1	4	10	9	0-0	73	6	3	.963
TOTAL	.240	60--	121	29	29	5	0	8	25	33	55	1-1	134	10	4	.973

RANDY SMIDT OUTFIELDER • NORTH PLATTE, NEB. (NORTH PLATTE)

YEAR	AVG.	GP-S	AB	R	H	2B	3B	HR	RBI	BB	SO	SB-A	PO	A	E	FLD%
1982	.000	10--	3	1	0	0	0	0	2	1	1	0--	0	0	1	.000
1983	.500	3--	2	0	1	0	0	0	2	0	1	0--	1	0	0	1.000
TOTAL	.200	13--	5	1	1	0	0	0	4	1	2	0--	1	0	1	.500

TIM SMITH PITCHER • MUNCIE, IND. (VANDERBILT)

YEAR	ERA	W-L	G-GS	CG	SV	IP	H	R	ER	BB	SO	HR	B/AVG.	WP	HBP
------	-----	-----	------	----	----	----	---	---	----	----	----	----	--------	----	-----

ALL-TIME PLAYER STATISTICS

RHETT STOKES INFILDER • ROSWELL, N.M. (NEW MEXICO MILITARY INSTITUTE)

YEAR	AVG.	GP-S	AB	R	H	2B	3B	HR	RBI	BB	SO	SB-A	PO	A	E	FLD%
2024	.360	53-43	150	31	54	16	0	1	18	11	34	6-9	56	112	6	.966
2025	.215	44-20	79	8	17	1	0	0	7	3	26	3-4	22	63	5	.944
TOTAL	.310	97-63	229	39	71	17	0	1	25	14	60	9-13	78	175	11	.958

TYLER STONE INFILDER • SCOTTSDALE, ARIZ. (IOWA WESTERN CC)

YEAR	AVG.	GP-S	AB	R	H	2B	3B	HR	RBI	BB	SO	SB-A	PO	A	E	FLD%
2024	.289	54-43	166	28	48	9	0	8	33	29	51	0-1	271	15	4	.986
2025	.235	44-37	149	23	35	11	0	8	30	16	34	0-0	148	8	0	1.000
TOTAL	.263	98-80	315	51	83	20	0	16	63	45	85	0-1	419	23	4	.991

JEFF STOVALL PITCHER • IRVING, TEXAS (IRVING)

YEAR	ERA	W-L	G-GS	CG	SV	IP	H	R	ER	BB	SO	HR	B/AVG.	WP	HBP	BK
2012	8.68	0-0	10-0	0	0	9.1	20	10	9	5	6	0	.426	3	2	0

JEFF STRASSER PITCHER • GLENDALE, ARIZ. (GREENWAY)

YEAR	AVG.	GP-S	AB	R	H	2B	3B	HR	RBI	BB	SO	SB-A	PO	A	E	FLD%
1994	.667	8-2	3	1	2	1	0	0	1	0	1	0-0	4	21	0	1.000

JEFF STRASSER PITCHER • GLENDALE, ARIZ. (GREENWAY)

YEAR	ERA	W-L	G-GS	CG	SV	IP	H	R	ER	BB	SO	HR	B/AVG.	WP	HBP	BK
1994	6.28	3-4	16-9	0	0	61.2	71	48	43	47	43	8	-	13	3	0
1995	7.17	1-4	14-9	0	0	47.2	49	46	38	45	30	4	-	6	5	2
TOTAL	6.67	4-8	30-18	0	0	109.1	120	94	81	92	73	12	-	19	8	2

JOHN STRASSER INFILDER • GLENDALE, ARIZ. (GREENWAY)

YEAR	AVG.	GP-S	AB	R	H	2B	3B	HR	RBI	BB	SO	SB-A	PO	A	E	FLD%
1994	.182	25-12	55	7	10	1	0	1	4	6	14	1-1	17	7	3	.889

GARETH STROH PITCHER • KEARNEY, NEB. (PURDUE)

YEAR	ERA	W-L	G-GS	CG	SV	IP	H	R	ER	BB	SO	HR	B/AVG.	WP	HBP	BK
2020	6.10	1-0	2-2	0	0	10.1	12	9	7	1	8	2	.279	1	0	0

JAMAL STRONG OUTFILDER • ALTADENA, CALIF. (CITRUS COLLEGE)

YEAR	AVG.	GP-S	AB	R	H	2B	3B	HR	RBI	BB	SO	SB-A	PO	A	E	FLD%
1999	.346	53-50	217	66	75	9	4	0	32	26	21	34-39	110	1	1	.991
2000	.301	59-58	236	59	71	4	0	0	29	37	18	35-42	150	1	3	.981
TOTAL	.322	112-108	453	125	146	13	4	0	61	63	39	69-81	260	2	4	.985

SAM STUCKY CATCHER • MCPHERSON, KAN. (MCPHERSON)

YEAR	AVG.	GP-S	AB	R	H	2B	3B	HR	RBI	BB	SO	SB-A	PO	A	E	FLD%
2011	.500	4-0	2	0	1	0	0	0	1	0	1	0-0	4	1	0	1.000
2012	.172	13-8	29	7	5	1	0	0	1	4	12	0-0	49	8	0	1.000
TOTAL	.194	17-8	31	7	6	1	0	0	2	4	13	0-0	53	9	0	1.000

JASON STYCH PITCHER • LINCOLN, NEB. (SOUTHEAST)

YEAR	ERA	W-L	G-GS	CG	SV	IP	H	R	ER	BB	SO	HR	B/AVG.	WP	HBP	BK
1996	11.25	0-0	5-0	0	0	4.0	5	5	5	2	3	2	-	1	4	0

JEFF STYCH PITCHER/OUTFILDER • LINCOLN, NEB. (SOUTHEAST)

YEAR	AVG.	GP-S	AB	R	H	2B	3B	HR	RBI	BB	SO	SB-A	PO	A	E	FLD%
1991	.281	47--	114	19	32	7	3	1	18	8	25	4-8	132	4	7	.951

BEAU SULLIVAN INFILDER • WOODWARD, OKLA. (SEMINOLE JC)

YEAR	AVG.	GP-S	AB	R	H	2B	3B	HR	RBI	BB	SO	SB-A	PO	A	E	FLD%
2004	.226	21-14	53	7	12	2	1	1	8	6	11	0-1	80	4	1	.988

NICK SULLIVAN OUTFILDER • ARVADA, COLO. (POMONA)

YEAR	AVG.	GP-S	AB	R	H	2B	3B	HR	RBI	BB	SO	SB-A	PO	A	E	FLD%
2006	.318	36-16	66	8	21	3	0	2	12	6	9	3-6	7	0	2	.778
2007	.192	30-13	52	7	10	0	1	0	4	8	12	5-6	5	0	0	1.000
2008	.296	51-38	142	31	42	9	0	3	31	10	39	6-8	49	2	0	1.000
2009	.272	52-40	147	33	40	6	2	7	25	26	29	4-8	66	2	1	.986
TOTAL	.278	169-107	407	79	113	18	3	12	72	50	89	18-28	127	4	3	.978

GABE SWANSEN OUTFILDER • JOHNSTON, IOWA (JOHNSTON)

YEAR	AVG.	GP-S	AB	R	H	2B	3B	HR	RBI	BB	SO	SB-A	PO	A	E	FLD%
2022	.154	20-9	39	6	6	1	0	1	6	5	9	0-0	3	0	1	.750
2023	.291	52-49	179	45	52	11	0	18	57	24	43	3-5	81	1	1	.988
2024	.327	34-25	98	16	32	8	0	8	22	7	26	3-4	47	0	0	1.000
2025	.242	52-42	161	26	39	12	1	7	44	14	42	2-2	62	0	2	.969
TOTAL	.270	158-125	477	93	129	32	1	34	129	50	120	8-11	193	1	4	.980

GARY TACKETT OUTFILDER • OMAHA, NEB. (INDIAN HILLS JC)

YEAR	AVG.	GP-S	AB	R	H	2B	3B	HR	RBI	BB	SO	SB-A	PO	A	E	FLD%
1989	.231	27--	39	9	9	1	1	0	4	18	19	5-5	0	0	0	.800
1990	.280	47--	100	25	28	5	2	4	14	14	39	8-9	40	2	5	.894
1991	.283	46--	138	23	39	12	1	4	27	19	51	8-12	49	0	3	.942
TOTAL	.274	120--	277	57	76	18	4	8	45	51	109	21-26	89	2	8	.919

KHRIS TATE PITCHER • CARTHAGE, TEXAS (CARTHAGE)

YEAR	ERA	W-L	G-GS	CG	SV	IP	H	R	ER	BB	SO	HR	B/AVG.	WP	HBP	BK
2010	4.99	2-2	15-6	0	0	30.2	32	20	17	18	24	3	.267	4	6	0
2011	2.25	0-0	2-0	0	0	4.0	2	1	1	3	1	0	.143	1	0	0
TOTAL	4.67	2-2	17-6	0	0	34.3	34	21	18	21	25	3	.254	5	6	0

JEFF TAYLOR PITCHER/INFILDER • OMAHA, NEB. (WESTSIDE)

YEAR	AVG.	GP-S	AB	R	H	2B	3B	HR	RBI	BB	SO	SB-A	PO	A	E	FLD%
1986	.241	47--	158	25	38	5	2	3	25	16	16	1-4	221	11	1	.996
1987	.314	37--	102	20	32	4	3	1	19	12	13	3-4	11	2	2	.867
1988	.305	63--	187	46	57	10	1	4	37	38	18	6-7	416	30	1	.998
TOTAL	.284	147--	447	91	127	19	7	8	81	66	47	10-15	648	43	4	.994

DOUG TEGTMEIER PITCHER • BEATRICE, NEB. (BEATRICE)

YEAR	ERA	W-L	G-GS	CG	SV	IP	H	R	ER	BB	SO	HR	B/AVG.	WP	HBP	BK
1986	9.00	0-0	3-0	0	0	2.0	1	2	2	6	3	-	-	0	0	0
1987	4.50	0-0	2-0	0	0	4.0	3	3	2	5	4	-	-	0	0	0
TOTAL	6.00	0-0	5-0	0	0	6.0	4	5	4	11	7	-	-	0	0	0

DOUG TEGTMEIER PITCHER • BEATRICE, NEB. (BEATRICE)

YEAR	ERA	W-L	G-GS	CG	SV	IP	H	R	ER	BB	SO	HR	B/AVG.	WP	HBP	BK
1988	5.64	5-2	21-4	0	0	44.2	48	39	28	36	32	3	-	12	3	1
1989	6.81	3-6	15-12	3	0	78.0	85	64	59	53	37	5	-	6	6	0
1990	5.47	7-2	21-22	2	1	77.1	86	51	47	41	44	6	-	6	5	0
TOTAL	6.03	15-10	57-27	5	1	200.0	219	154	134	130	113	14	-	24	14	1

JEFF TEZAK INFILDER • SAN DIEGO, CALIF. (MT. CARMEL)

YEAR	AVG.	GP-S	AB	R	H	2B	3B	HR	RBI	BB	SO	SB-A	PO	A	E	FLD%
200																

J'SHAWN UNGER PITCHER • BLAIR, NEB. (BLAIR HS)

YEAR	ERA	W-L	G-GS	CG	SV	IP	H	R	ER	BB	SO	HR	B/AVG.	WP	HBP	BK
2025	27.00	1-0	1-0	0	0	0.2	1	2	2	1	1	1	.250	0	0	0

QUENTIN URBAN OUTFIELDER • OMAHA, NEB. (MILLARD SOUTH)

YEAR	AVG.	GP-S	AB	R	H	2B	3B	HR	RBI	BB	SO	SB-A	PO	A	E	FLD%
2013	.000	2-0	1	0	0	0	0	0	0	0	1	0-0	1	0	0	1.000

JUSTIN VALASEK OUTFIELDER • OMAHA, NEB. (HUTCHINSON CC)

YEAR	AVG.	GP-S	AB	R	H	2B	3B	HR	RBI	BB	SO	SB-A	PO	A	E	FLD%
1998	.297	28-10	37	12	11	3	0	0	7	8	16	0-0	15	0	1	.938

SPENCER VAN LINGE PITCHER • MORGAN HILL, CALIF. (GARILAN COLLEGE)

YEAR	ERA	W-L	G-GS	CG	SV	IP	H	R	ER	BB	SO	HR	B/AVG.	WP	HBP	BK
1996	2.67	0-1	23-0	0	1	30.1	29	11	9	11	23	1	-	3	8	0
1997	6.71	2-4	32-1	0	2	60.1	95	58	45	33	34	5	-	1	2	0
TOTAL	5.36	2-5	55-1	0	3	90.2	124	69	54	44	57	6	-	4	10	0

TYLER VAUGHN INFILDER • COLORADO SPRINGS, COLO. (RAMPAFT)

YEAR	AVG.	GP-S	AB	R	H	2B	3B	HR	RBI	BB	SO	SB-A	PO	A	E	FLD%
2004	.194	16-8	31	9	6	1	0	0	4	4	10	1-1	12	17	3	.906

TODD VILLOTTA CATCHER • OMAHA, NEB. (WAYNE STATE COLLEGE)

YEAR	AVG.	GP-S	AB	R	H	2B	3B	HR	RBI	BB	SO	SB-A	PO	A	E	FLD%
1986	.258	45--	120	30	31	4	1	1	17	18	33	9-10	56	104	13	.925

BRANDT VLIENER INFILDER • OMAHA, NEB. (GRAYSON COUNTY CC)

YEAR	AVG.	GP-S	AB	R	H	2B	3B	HR	RBI	BB	SO	SB-A	PO	A	E	FLD%
1999	.348	57-57	207	48	72	10	3	4	41	24	26	16-20	79	149	19	.923
2000	.285	67-67	253	47	72	10	3	8	48	25	39	6-11	111	149	15	.945
TOTAL	.313	124-124	460	95	144	20	4	12	89	49	65	22-31	190	298	34	.935

DYLAN VOGT PITCHER • OMAHA, NEB. (MILLARD SOUTH)

YEAR	ERA	W-L	G-GS	CG	SV	IP	H	R	ER	BB	SO	HR	B/AVG.	WP	HBP	BK
2010	3.60	0-0	3-0	0	0	5.0	9	3	2	0	4	0	.375	2	1	0
2011	3.83	3-1	21-3	0	1	47.0	41	26	20	20	30	3	.236	4	7	0
2012	1.84	2-1	25-0	0	2	53.2	46	15	11	14	34	0	.241	2	3	0
2013	4.71	1-5	30-1	0	8	57.1	67	34	30	15	25	3	.293	0	5	0
TOTAL	3.48	6-7	79-4	0	11	163.0	163	78	63	49	93	6	.264	8	16	0

MIKE VOJTESA PITCHER • JOLIET, ILL. (JOLIET CENTRAL)

YEAR	ERA	W-L	G-GS	CG	SV	IP	H	R	ER	BB	SO	HR	B/AVG.	WP	HBP	BK
1979	2.83	4-0	7-5	3	0	28.2	17	11	9	21	43	-	-	0	1	0
1980	5.64	7-1	20-3	1	0	52.2	59	44	33	31	55	-	-	2	2	1
1981	3.82	2-2	14-1	1	0	30.2	28	21	13	22	28	-	-	0	2	0
TOTAL	4.42	13-3	41-9	5	0	112.0	104	76	55	74	126	-	-	2	5	1

BILL VOSIK INFILDER • KEARNEY, NEB. (CENTRAL ARIZONA CC)

YEAR	AVG.	GP-S	AB	R	H	2B	3B	HR	RBI	BB	SO	SB-A	PO	A	E	FLD%
1990	.339	67--	224	42	76	18	2	3	52	31	25	5-7	67	140	13	.941
1991	.388	57--	214	41	83	17	2	3	49	27	13	6-9	53	120	10	.945
TOTAL	.363	124--	438	83	159	35	4	6	101	58	38	11-16	120	260	23	.943

MATT WAGNER INFILDER • WAHOO, NEB. (BISHOP NEUMANN)

YEAR	AVG.	GP-S	AB	R	H	2B	3B	HR	RBI	BB	SO	SB-A	PO	A	E	FLD%
2006	.000	2-0	2	0	0	0	0	0	0	0	1	0-0	3	0	0	1.000

MATT WALDRON PITCHER • OMAHA, NEB. (WESTSIDE)

YEAR	ERA	W-L	G-GS	CG	SV	IP	H	R	ER	BB	SO	HR	B/AVG.	WP	HBP	BK
2016	2.87	7-3	13-11	1	0	75.1	73	32	24	15	56	5	.257	4	5	1
2017	4.09	2-5	16-6	0	0	55.0	68	32	25	9	43	3	.301	3	4	0
2018	4.26	6-4	17-12	0	0	69.2	80	39	33	12	61	13	.292	2	5	0
2019	3.05	6-4	16-14	1	0	100.1	97	37	34	7	93	7	.252	2	8	2
TOTAL	3.48	21-16	62-43	2	0	300.1	318	140	116	43	253	28	.272	11	22	3

MIKE WALDRON PITCHER • OMAHA, NEB. (WESTSIDE)

YEAR	ERA	W-L	G-GS	CG	SV	IP	H	R	ER	BB	SO	HR	B/AVG.	WP	HBP	BK
2016	6.75	0-0	3-0	0	0	1.1	2	1	1	1	1	0	.333	0	0	0
2018	6.29	2-2	21-3	0	1	44.1	59	34	31	14	26	4	.326	2	4	0
2019	5.29	2-1	21-0	0	0	34.0	39	22	20	4	26	5	.289	2	3	0
TOTAL	5.87	4-3	45-3	0	1	79.2	100	57	52	19	53	9	.311	4	7	0

YEAR AVG. GP-S AB R H 2B 3B HR RBI BB SO SB-A PO A E FLD%

2016	.286	6-1	7	1	2	0	0	0	1	1	2	0-1	7	0	0	1.000
2017	.250	16-10	36	3	9	1	0	0	2	2	12	0	10	20	2	.938
TOTAL	.256	22-11	43	4	11	1	0	0	3	3	14	0-1	17	20	2	.946

JOHN WALKER OUTFIELDER • TULSA, OKLA. (MURRAY STATE JC)

YEAR	AVG.	GP-S	AB	R	H	2B	3B	HR	RBI	BB	SO	SB-A	PO	A	E	FLD%
1985	.286	25-0	28	12	8	0	0	0	4	4	3	3-3	11	0	0	1.000

WILL WALSH PITCHER/INFILDER • LEAWOOD, KAN. (ROCKHURST)

YEAR	ERA	W-L	G-GS	CG	SV	IP	H	R	ER	BB	SO	HR	B/AVG.	WP	HBP	BK
2022	13.50	0-0	1-0	0	0	0.2	3	1	1	0	1	0	.600	1	0	0
2023	4.24	5-3	15-8	1	0	51.0	46	26	24	8	44	6	.241	4	4	0
2024	5.06	5-4	14-10	1	0	58.2	69	36	33	10	43	10	.296	4	8	0
2025	5.65	4-8	17-13	0	1	71.2	75	52	45	17	58	12	.266	0	6	0
TOTAL	5.09	14-15	47-31	2	1	182.0	193	115	103	35	146	28	.271	9	18	0

YEAR AVG. GP-S AB R H 2B 3B HR RBI BB SO SB-A PO A E FLD%

2022	.000	2-0	2	0	0	0	0	0	0	0	0	0-0	0	0	0	.000
2023	.176	17-9	34	5	6	1	0	2	4	3	12	0-0	67	13	1	.988
2024	.235	14-9	34	8	8	1	0	5	14	3	11	0-0	60	17	1	.987
TOTAL	.200	33-18	70	13	14	2	0	7	18	6	25	0-0	127	30	2	.987

MATT WARREN PITCHER • OMAHA, NEB. (CREIGHTON)

YEAR	ERA	W-L	G-GS	CG	SV	IP	H	R	ER	BB	SO	HR	B/AVG.	WP	HBP	BK
2018	5.77	4-4	14-12	0	0	57.2	64	41	37	21	38	4	.279	4	6	1

KEEGAN WATSON OUTFIELDER/PITCHER • FOUNTAIN TOWN, IND. (NEW PALESTINE)

YEAR	AVG.	GP-S	AB	R	H	2B	3B	HR	RBI	BB	SO	SB-A	PO	A	E	FLD%
2018	.111	5-3	9	1	1	0	0	1	3	1	5	0-0	3	2	1	.833
2019	.164	24-17	61	11	10	1	0	3	12	12	30	0-0	4	0	1	.800
TOTAL	.157	29-20	70	12	11	1	0	4								

ALL-TIME PLAYER STATISTICS

CODY WINGET PITCHER • MURRAY, UTAH (COLLEGE OF SOUTHERN IDAHO)

YEAR	ERA	W-L	G-GS	CG	SV	IP	H	R	ER	BB	SO	HR	B/AVG.	WP	HBP	BK
1994	5.11	5-3	16-10	0	0	68.2	58	47	39	66	33	2	-	17	1	0
1995	7.89	5-3	11-11	2	0	51.1	65	47	45	36	27	5	-	6	10	1
TOTAL	6.30	10-6	27-21	2	0	120.0	123	94	84	102	60	7	-	23	11	1

LARRY WINUM PITCHER/INFIELDER • BLOOMINGTON, MINN.

YEAR	AVG.	GP-S	AB	R	H	2B	3B	HR	RBI	BB	SO	SB-A	PO	A	E	FLD%
1976	.307	35--	75	16	23	4	2	2	13	21	18	0--	185	18	4	.981
1977	.230	41--	113	23	26	13	1	0	21	27	29	1--	230	17	8	.969
1978	.277	34--	83	20	23	2	2	3	21	27	30	0-0	155	7	3	.982
TOTAL	.266	110--	271	59	72	19	5	5	55	75	77	1--	570	42	15	.976

YEAR	ERA	W-L	G-GS	CG	SV	IP	H	R	ER	BB	SO	HR	B/AVG.	WP	HBP	BK
1976	4.44	0-4	6-4	1	0	24.1	21	13	12	14	15	0	-	4	2	0
1977	2.45	1-1	2-2	1	0	11.0	9	4	3	6	2	0	-	0	1	1
TOTAL	3.82	1-5	8-6	2	0	35.1	30	17	15	20	17	0	-	4	3	1

KYLE WISCH PITCHER • CLARENDON HILLS, ILL. (HINSDALE CENTRAL)

YEAR	ERA	W-L	G-GS	CG	SV	IP	H	R	ER	BB	SO	HR	B/AVG.	WP	HBP	BK
2020	4.50	0-0	1-0	0	0	2.0	2	1	1	0	2	0	.250	0	0	0

BRUCE WOBKEN INFIELDER • SCRIBNER, NEB. (SCRIBNER)

YEAR	AVG.	GP-S	AB	R	H	2B	3B	HR	RBI	BB	SO	SB-A	PO	A	E	FLD%
1986	.258	45--	120	30	31	4	1	1	17	18	33	9-10	56	104	13	.925
1987	.272	57--	206	56	56	8	2	2	30	31	54	7-8	112	160	11	.961
1988	.236	60--	144	48	34	6	2	4	26	45	33	7-9	61	131	13	.937
1989	.259	56--	174	31	45	14	0	3	27	18	37	3-5	85	153	12	.952
TOTAL	.258	218--	644	165	166	32	5	10	100	112	157	26-32	314	548	49	.946

JALEN WORTHLEY PITCHER • LINCOLN, NEB. (LINCOLN EAST)

YEAR	ERA	W-L	G-GS	CG	SV	IP	H	R	ER	BB	SO	HR	B/AVG.	WP	HBP	BK
2023	8.10	0-0	10-0	0	0	10.0	14	9	9	7	8	1	.333	1	3	0
2024	3.60	3-0	22-0	0	5	35.0	29	14	14	8	33	5	.223	3	1	0
2025	7.52	2-1	15-0	0	0	20.1	24	18	17	8	13	6	.286	1	0	0
TOTAL	5.51	5-1	47-0	0	5	65.1	67	41	40	23	54	12	.262	5	4	0

DAN WRIGHT INFIELDER • ST. GEORGE, UTAH (DIXIE CC)

YEAR	AVG.	GP-S	AB	R	H	2B	3B	HR	RBI	BB	SO	SB-A	PO	A	E	FLD%
2000	.277	42-25	94	22	26	5	0	4	18	12	22	1-2	164	8	3	.983

SCOTT WULFING INFIELDER • IMPERIAL BEACH, CALIF. (RIVERSIDE CC)

YEAR	AVG.	GP-S	AB	R	H	2B	3B	HR	RBI	BB	SO	SB-A	PO	A	E	FLD%
1994	.228	58-58	202	32	46	14	0	8	28	34	34	16-18	110	166	6	.979
1995	.283	55-55	212	42	60	13	2	6	46	26	35	5-10	89	156	10	.961
TOTAL	.256	113-113	414	74	106	27	2	14	74	60	69	21-28	199	322	16	.970

CAM WYNNE PITCHER • LINCOLN, NEB. (TEXAS A&M)

YEAR	ERA	W-L	G-GS	CG	SV	IP	H	R	ER	BB	SO	HR	B/AVG.	WP	HBP	BK
2021	3.12	1-1	17-0	0	0	17.1	6	6	6	9	19	1	.113	5	4	0

SEAN YOST PITCHER • LINCOLN, NEB. (SOUTHWEST)

YEAR	ERA	W-L	G-GS	CG	SV	IP	H	R	ER	BB	SO	HR	B/AVG.	WP	HBP	BK
2009	6.02	2-5	18-8	1	0	55.1	55	41	37	27	48	8	.264	6	8	1
2010	6.21	2-1	19-5	0	0	33.1	42	28	23	17	23	5	.316	3	3	1
2011	9.14	2-1	11-2	0	0	21.2	42	22	22	6	11	0	.416	3	2	0
TOTAL	6.69	6-7	48-15	1	0	110.1	139	91	82	50	82	13	.314	12	13	2

DANIEL YOUNG OUTFIELDER • NORTH ZULCH, TEXAS (TYLER JC)

YEAR	AVG.	GP-S	AB	R	H	2B	3B	HR	RBI	BB	SO	SB-A	PO	A	E	FLD%
2023	.000	6-0	5	0	0	0	0	0	0	0	4	0-0	0	0	0	.000

JOHN YOWLER PITCHER/OUTFIELDER • WESTVILLE, N.J. (GLOUCESTER CATHOLIC)

YEAR	ERA	W-L	G-GS	CG	SV	IP	H	R	ER	BB	SO	HR	B/AVG.	WP	HBP	BK
1981	6.75	2-1	7-4	0	0	16.0	18	15	12	12	10	0	-	3	2	0

MIKE ZAJESKI PITCHER • ORLAND PARK, ILL. (MARIAN CATHOLIC)

YEAR	ERA	W-L	G-GS	CG	SV	IP	H	R	ER	BB	SO	HR	B/AVG.	WP	HBP	BK
1988	4.94	3-1	14-3	0	0	27.1	21	20	15	35	27	4	-	8	5	0
1989	3.95	5-3	12-10	4	0	66.0	53	40	29	37	67	10	-	3	1	0
1990	3.60	4-0	7-7	2	0	40.0	30	22	16	22	44	3	-	6	3	0
1991	4.13	7-1	12-12	3	0	56.2	54	32	26	34	56	3	-	2	2	0
1992	5.67	5-6	16-15	3	0	81.0	81	65	51	52	95	6	-	8	4	0
TOTAL	4.55	24-11	61-47	12	0	271.0	239	179	137	180	289	26	-	27	15	0

PHIL ZANDER PITCHER • KAUKAUNA, WIS. (KAUKAUNA)

YEAR	ERA	W-L	G-GS	CG	SV	IP	H	R	ER	BB	SO	HR	B/AVG.	WP	HBP	BK
2004	0.00	0-0	1-0	0	0	0.2	1	0	0	0	0	0	.333	0	0	0

BRIAN ZUBOR PITCHER • RIVERSIDE, ILL. (FENWICK)

YEAR	ERA	W-L	G-GS	CG	SV	IP	H	R	ER	BB	SO	HR	B/AVG.	WP	HBP	BK
1995	4.50	2-0	11-1	1	1	28.0	32	17	14	13	24	3	-	0	1	0
1996	18.41	0-0	10-0	0	0	7.1	16	17	15	6	8	3	-	2	3	0
1997	4.64	1-1	23-0	0	0	21.1	29	13	11	2	4	2	-	0	0	0
1998	5.68	1-1	15-0	0	0	6.1	7	8	4	4	5	1	-	0	0	0
TOTAL	6.29	4-2	58-1	1	1	63.0	84	55	44	25	41	9	-	2	4	0



50-16 Overall
20-8 Big 12
5-2 NCAA Tournament
0-2 CWS
Big 12 Regular Season Champions
Big 12 Tournament Champions

No.	Name	Pos.	Yr.	Hometown
1	Jeff Leise	OF	So.	Omaha, Neb.
3	Jed Morris	C	So.	Seabrook, Texas
4	John Cole	2B	Jr.	Kanata, Ontario
5	Josh Hesse	INF	Sr.	Omaha, Neb.
7	Will Bolt	SS	Jr.	Conroe, Texas
8	Jeff Blevins	INF	Jr.	Sand Springs, Okla.
9	Willie Jones	INF	Jr.	Torrington, Wyo.
10	Justin Seely	OF	Jr.	Nacogdoches, Texas
11	Drew Anderson	OF	Fr.	Kearney, Neb.
12	Jeremy Becker	LHP	Fr.	Scottsbluff, Neb.
14	Brandon Eymann	INF	Jr.	Papillion, Neb.
15	Dan Johnson	1B	Sr.	Coon Rapids, Minn.
16	Matt Hopper	1B	So.	Golden, Colo.
17	Matt Daegas	OF	Fr.	Harlan, Iowa
18	Mike Duren	OF	Fr.	Arvada, Colo.
19	Waylon Byers	LHP	So.	Milo, Iowa
20	Steve Hale	RHP	So.	Yukon, Okla.
21	Adam Stern	OF	Jr.	London, Ontario
22	R.D. Spiehs	RHP	Jr.	Grand Island, Neb.
23	Tyler Banker	UTL	Fr.	Overland Park, Kan.
24	Tito Rivera	C	Jr.	Schenectady, N.Y.
25	Brent Potter	RHP	So.	Runnells, Iowa
28	Shane Komine	RHP	Jr.	Honolulu, Hawaii
30	Derrick Conte	RHP	RFr.	Oklahoma City, Okla.
31	Mitch Solt	LHP	Fr.	Central City, Neb.
32	Jason Burch	RHP	Fr.	Papillion, Neb.
33	Jamie Rodrigue	LHP	So.	St. Clair, Mo.
34	Thom Ott	RHP	Jr.	Nassau, Bahamas
35	Adrian Rider	RHP	RFr.	Omaha, Neb.
36	Brian Rodaway	LHP	Sr.	Lincoln, Neb.
37	Brandon Penas	LHP	Sr.	Grand Island, Neb.
38	Dustin Timm	RHP	Fr.	Yutan, Neb.
39	Justin Pekarek	LHP	RFr.	Staplehurst, Neb.
40	Jeff Blaesing	RHP	Jr.	Lockport, Ill.
41	Zack Hughes	C	Fr.	Eaton, Colo.
42	Sam Nocita	C	Fr.	Gretna, Neb.
43	Ben McCown	INF	Fr.	Aurora, Colo.
44	Mike Sillman	RHP	Fr.	Omaha, Neb.
45	Ben Deas	RHP	Fr.	Omaha, Neb.



Front row (from left): Mike Duren, Shane Komine, Brandon Penas, Willie Jones, Adrian Rider, Jeff Leise, Will Bolt and Ben McCown. Second row: Student Athletic Trainer Colby Pohlmann, Josh Hesse, Adam Stern, Steve Hale, Zack Hughes, Waylon Byers, Justin Seely, Jed Morris, Brent Potter, Brandon Eymann, Jeff Blevins, Athletic Trainer Aaron Wells and Strength Coach Shaun Huls. Third row: Assistant Coach Mike Anderson, Pitching Coach Rob Childress, Mike Sillman, Matt Daegas, Jamie Rodrigue, Derrick Conte, Tyler Banker, John Cole, Tito Rivera, Sam Nocita, Volunteer Coach Kevin Koch, Student Assistant Brandt Vlieger and Head Coach Dave Van Horn. Back row: Mitch Solt, Ben Deas, Jeff Blaesing, R.D. Spiehs, Matt Hopper, Jason Burch, Dustin Timm, Brian Rodaway, Justin Pekarek, Thom Ott, Drew Anderson and Dan Johnson.

LINCOLN REGIONAL (BUCK BELTZER)

Nebraska 16 - Northern Iowa 6

	1	2	3	4	5	6	7	8	9	R	H	E
Northern Iowa	0	0	0	2	2	0	0	2	0	6	6	4
Nebraska	4	0	6	0	1	2	1	2	X	16	2	4

W: Komine (13-1); L: Ungs (11-2)

Nebraska 5 - Rutgers 4

	1	2	3	4	5	6	7	8	9	R	H	E
Rutgers	3	0	0	0	0	0	0	0	1	4	12	2
Nebraska	1	0	1	2	0	0	1	0	X	5	8	0

W: Spiehs (8-3); L: Crohan (6-2); S: Ott (11)

Nebraska 14 - Rutgers 10

	1	2	3	4	5	6	7	8	9	R	H	E
Nebraska	1	0	0	0	1	2	3	1	6	14	13	2
Rutgers	3	0	3	0	1	1	2	0	0	10	10	0

W: Byers (3-0); L: Molchan (3-2)

LINCOLN SUPER REGIONAL (BUCK BELTZER)

Nebraska 7 - Rice 0

	1	2	3	4	5	6	7	8	9	R	H	E
Rice	0	0	0	0	0	0	0	0	0	0	3	2
Nebraska	2	2	1	0	0	0	0	2	X	7	8	2

W: Komine (14-1); L: Skaggs (9-4)

Nebraska 9 - Rice 6

	1	2	3	4	5	6	7	8	9	10	R	H	E
Nebraska	0	1	1	0	0	0	1	0	3	3	9	8	2
Rice	2	1	2	0	0	0	0	0	1	0	6	12	3

W: Ott (5-2); L: Barzilla (0-2)

COLLEGE WORLD SERIES (ROSENBLATT STADIUM)

Cal State Fullerton 5 - Nebraska 4

	1	2	3	4	5	6	7	8	9	R	H	E
Nebraska	0	1	2	0	1	0	0	0	0	4	8	3
Fullerton	3	0	1	0	1	0	0	0	X	5	7	1

W: Smith (11-2); L: Komine (14-2); S: Cordero (14)

Tulane 6 - Nebraska 5

	1	2	3	4	5	6	7	8	9	R	H	E
Tulane	1	0	0	1	0	4	0	0	0	6	12	2
Nebraska	0	3	0	0	0	1	1	0	0	5	8	2

W: Richardson (8-1); L: Pekarek (0-1); S: Aubrey (1)



47-21 Overall
16-11 Big 12
5-3 NCAA Tournament
0-2 CWS

No.	Name	Pos.	Yr.	Hometown
1	Jeff Leise	OF	Jr.	Omaha, Neb.
3	Jed Morris	C	Jr.	Seabrook, Texas
4	Chad Steele	C	Fr.	Omaha, Neb.
6	Josh Birmingham	INF	Jr.	Hobbs, N.M.
7	Will Bolt	INF	Sr.	Conroe, Texas
8	Jeff Blevins	INF	Sr.	Sand Springs, Okla.
9	Joe Simokaitis	INF	Fr.	St. Louis, Mo.
10	Justin Seely	OF	Sr.	Nacogdoches, Texas
11	Drew Anderson	OF	So.	Kearney, Neb.
12	Daniel Bruce	OF	Fr.	Omaha, Neb.
14	Brandon Eymann	INF	Sr.	Papillion, Neb.
15	Curtis Ledbetter	1B	So.	Lawrence, Kan.
16	Matt Hopper	1B	Jr.	Golden, Colo.
17	Chase Odenreider	INF	Fr.	Omaha, Neb.
18	Brian Duensing	LHP	Fr.	Omaha, Neb.
19	Waylon Byers	LHP	Jr.	Milo, Iowa
20	Steve Hale	RHP	Jr.	Yukon, Okla.
21	John Grose	C	So.	Henderson, Nev.
22	Adam Riddle	OF	Jr.	Abilene, Texas
23	Marcellus Dawson	OF	Jr.	Milwaukee, Wis.
24	Darren Hoffart	C	Fr.	Omaha, Neb.
26	Rob Horst	OF	Jr.	Gering, Neb.
28	Shane Komine	RHP	Sr.	Honolulu, Hawaii
30	Derrick Conte	RHP	So.	Oklahoma City, Okla.
31	Tag Horner	LHP	Fr.	Duncan, Okla.
32	Jason Burch	RHP	So.	Papillion, Neb.
33	Jamie Rodrigue	LHP	Jr.	St. Clair, Mo.
34	Ryan Bonesio	LHP	Jr.	Carrollton, Texas
35	Phil Shirek	RHP	Fr.	Minot, N.D.
36	Aaron Marsden	LHP	So.	Grand Forks, N.D.
38	Dustin Timm	RHP	So.	Yutan, Neb.
39	Justin Pekarek	LHP	So.	Staplehurst, Neb.
40	Jeff Blaesing	RHP	Sr.	Lockport, Ill.
41	Matt McMurtry	LHP	Fr.	North Platte, Neb.
42	Jeremy Becker	LHP	RFr.	Scottsbluff, Neb.
43	David Ferazza	C	Fr.	Haynard, Calif.
44	Mike Sillman	RHP	So.	Omaha, Neb.
45	Casey Jorgensen	RHP	Fr.	Sioux Falls, S.D.
49	J.D. Scholten	RHP	Sr.	Sioux City, Iowa
53	Jeff Bieker	RHP	Fr.	Hays, Kan.



Front row (from left): Jed Morris, Justin Seely, Shane Komine, Matt McMurtry, Chad Steele, Jeff Leise, Will Bolt and Waylon Byers. Second row: Student Athletic Trainer Dave Jantzi, Jeremy Becker, John Grose, Daniel Bruce, Joe Simokaitis, Adam Riddle, Jamie Rodrigue, Mike Sillman, Brian Duensing, Brandon Eymann, Jeff Blevins, Steve Hale and Athletic Trainer Mike West. Third row: Student Assistant Josh Hesse, Pitching Coach Rob Childress, Darren Hoffart, Chase Odenreider, Drew Anderson, Marcellus Dawson, Phil Shirek, David Ferazza, Ryan Bonesio, Casey Jorgensen, Josh Birmingham, Volunteer Coach Kevin Koch and Head Coach Dave Van Horn. Back row: Tag Horner, Justin Pekarek, Matt Hopper, Dustin Timm, Aaron Marsden, J.D. Scholten, Jason Burch, Jeff Bieker, Jeff Blaesing and Curtis Ledbetter. Not Pictured: Assistant Coach Mike Anderson.

LINCOLN REGIONAL (HAWKS FIELD)

Nebraska 7 - Wisconsin-Milwaukee 2

	1	2	3	4	5	6	7	8	9	R	H	E
UW-Milwaukee	0	1	1	0	0	0	0	0	0	2	6	0
Nebraska	0	0	0	2	4	0	1	0	X	7	11	1

W: Duensing (6-1); L: Oldenburg (9-3)

Nebraska 9 - Marist 1

	1	2	3	4	5	6	7	8	9	R	H	E
Nebraska	1	5	0	3	0	0	0	0	0	9	13	0
Marist	0	0	0	0	0	0	0	0	1	1	5	3

W: Komine (8-0); L: Ool (10-4)

Nebraska 14 - Southwest Missouri State 3

	1	2	3	4	5	6	7	8	9	R	H	E
Nebraska	1	0	0	4	1	3	2	2	1	14	17	4
SW Missouri St.	0	0	1	0	2	0	0	0	0	3	8	3

W: Hale (4-2); L: Bader (5-4)

LINCOLN SUPER REGIONAL (HAWKS FIELD)

Nebraska 2 - Richmond 0

	1	2	3	4	5	6	7	8	9	R	H	E
Richmond	0	0	0	0	0	0	0	0	0	0	4	4
Nebraska	1	0	0	0	0	0	1	0	X	2	6	3

W: Komine (9-0); L: Stauffer (15-3)

Richmond 6 - Nebraska 2

	1	2	3	4	5	6	7	8	9	R	H	E
Nebraska	0	0	0	0	0	0	2	0	0	2	4	0
Richmond	1	0	0	1	0	0	0	0	4	6	10	0

W: Martin (8-0); L: Duensing (6-2)

Nebraska 11 - Richmond 6

	1	2	3	4	5	6	7	8	9	R	H	E
Nebraska	0	0	2	3	0	0	0	5	1	11	12	1
Richmond	2	0	0	1	0	0	2	1	0	6	9	1

W: Komine (10-0); Givens (3-3)

COLLEGE WORLD SERIES (ROSENBLATT STADIUM)

Clemson 11 - Nebraska 10

	1	2	3	4	5	6	7	8	9	R	H	E
Nebraska	1	2	1	3	0	0	1	2	0	10	11	0
Clemson	0	0	2	0	1	3	4	0	1	11	10	1

W: Henrie (13-4); L: Shirek (4-2)

South Carolina 10 - Nebraska 8

	1	2	3	4	5	6	7	8	9	R	H	E
South Carolina	0	0	0	5	0	2	0	1	2	10	15	0
Nebraska	0	1	3	3	0	0	0	1	0	8	12	2

W: Wesley (2-0); L: Becker (2-2)



57-15 Overall
19-8 Big 12
6-2 NCAA Tournament
1-2 CWS
Big 12 Regular Season Champions
Big 12 Tournament Champions

No.	Name	Pos.	Yr.	Hometown
2	Joe Simokaitis	INF	Sr.	St. Louis, Mo.
3	Jake Opitz	INF	Fr.	Littleton, Colo.
4	Alex Gordon	INF	Jr.	Lincoln, Neb.
4	Chad Steele	C	Jr.	Omaha, Neb.
5	Adam Moore	C	Jr.	Mineola, Texas
8	Jesse Boyer	OF	Sr.	Littleton, Colo.
9	Trey Adams	OF	Jr.	Coppell, Texas
10	Ryan Wehrle	INF	Fr.	Papillion, Neb.
11	Tyler Vaughn	INF	So.	Colorado Springs, Colo.
12	Daniel Bruce	OF	Sr.	Omaha, Neb.
13	Ryan Hines	LHP	Fr.	Omaha, Neb.
14	Brandon Fusilier	OF	Sr.	Coppell, Texas
15	Curtis Ledbetter	INF	Sr.	Lawrence, Kan.
16	Jeff Christy	C	Jr.	Lincoln, Neb.
17	Casey Klapperich	INF	Fr.	Rapid City, S.D.
18	Brian Duensing	LHP	Jr.	Omaha, Neb.
19	Brandon Buckman	INF	Jr.	Monument, Colo.
20	Luke Wertz	RHP	Fr.	Parker, Colo.
21	Nick Sullivan	OF	Fr.	Arvada, Colo.
22	Jon Klausning	LHP	So.	Arvada, Colo.
23	Johnny Dorn	RHP	Fr.	Grand Island, Neb.
24	Bryce Nimmo	OF	Fr.	Cheyenne, Wyo.
25	Ryan Bohanan	RHP	Fr.	Goddard, Kan.
26	Andy Gerch	OF	RFr.	Lincoln, Neb.
28	Matt Wagner	INF	Fr.	Wahoo, Neb.
30	Tony Watson	LHP	RFr.	Grimes, Iowa
31	Tim Radmacher	RHP	Fr.	Rosemount, Minn.
32	Al Smith	1B	So.	Omaha, Neb.
33	Brett Jensen	RHP	Jr.	Eagle Grove, Iowa
34	Zach Kroenke	LHP	Jr.	Omaha, Neb.
35	Phil Shirek	RHP	Sr.	Minot, N.D.
36	Matt Foust	RHP	RFr.	Overland Park, Kan.
38	Dustin Timm	RHP	Sr.	Yutan, Neb.
39	Mike Harmelink	RHP	So.	Omaha, Neb.
40	Charlie Shirek	RHP	Fr.	Minot, N.D.
42	Jeremy Becker	LHP	Sr.	Scottsbluff, Neb.
43	Deric Manrique	OF	Fr.	Sioux City, Iowa
44	Joba Chamberlain	RHP	So.	Lincoln, Neb.
45	Mark Hightower	C	Fr.	Elkhorn, Neb.
47	Drew Schwab	RHP	Fr.	LaVista, Neb.
50	Jake Mort	INF	Fr.	Nebraska City, Neb.



Front row (from left): Tim Radmacher, Jake Opitz, Casey Klapperich, Mark Hightower, Jake Mort, Nick Sullivan, Bryce Nimmo, Deric Manrique and Student Manager Brooks Wells. Second row: Athletic Trainer Josh Cohen, Andy Gerch, Jeff Christy, Mike Harmelink, Ryan Bohanan, Luke Wertz, Daniel Bruce, Brian Duensing, Jeremy Becker, Trey Adams and Student Athletic Trainer Russ Ulrich. Third row: Assistant Coach Andy Sawyers, Associate Head Coach Rob Childress, Tony Watson, Drew Schwab, Ryan Hines, Brett Jensen, Brandon Buckman, Jon Klausning, Charlie Shirek, Dustin Timm, Matt Wagner, Volunteer Assistant Coach Will Bolt and Head Coach Mike Anderson. Back row: Jesse Boyer, Joe Simokaitis, Joba Chamberlain, Brandon Fusilier, Tyler Vaughn, Johnny Dorn, Phil Shirek, Curtis Ledbetter, Al Smith, Ryan Wehrle, Matt Foust, Zach Kroenke and Alex Gordon.

LINCOLN REGIONAL (HAWKS FIELD)

Nebraska 8 - Illinois-Chicago 6

	1	2	3	4	5	6	7	8	9	R	H	E
Illinois-Chicago	1	1	0	1	0	2	0	1	0	6	14	2
Nebraska	0	0	2	2	0	3	0	1	X	8	11	1

W: Duensing (8-0); L: Zink (8-6); S: Jensen (13)

Nebraska 10 - Creighton 8

	1	2	3	4	5	6	7	8	9	R	H	E
Nebraska	1	0	1	0	4	2	2	0	0	10	9	1
Creighton	1	0	1	0	0	1	1	0	4	8	11	3

W: Dorn (11-1); L: Schaecher (6-4); S: Watson (1)

Nebraska 10 - Creighton 2

	1	2	3	4	5	6	7	8	9	R	H	E
Creighton	0	0	2	0	0	0	0	0	0	2	7	1
Nebraska	2	0	0	1	1	1	1	4	X	10	17	0

W: Kroenke (7-2); L: Mancuso (1-1)

LINCOLN SUPER REGIONAL (HAWKS FIELD)

Nebraska 3 - Miami 1

	1	2	3	4	5	6	7	8	9	R	H	E
Miami	0	0	0	1	0	0	0	0	0	1	7	1
Nebraska	0	0	0	1	1	0	0	1	X	3	6	0

W: Chamberlain (9-2); L: Carrillo (13-3); S: Jensen (14)

Nebraska 6 - Miami 3

	1	2	3	4	5	6	7	8	9	R	H	E
Nebraska	2	0	3	0	0	0	0	1	0	6	9	0
Miami	0	0	0	1	0	0	0	2	0	3	7	3

W: Dorn (12-1); L: Camarrese (6-1); S: Jensen (15)

COLLEGE WORLD SERIES (ROSENBLATT STADIUM)

Nebraska 5 - Arizona State 3

	1	2	3	4	5	6	7	8	9	R	H	E
Arizona State	0	1	0	0	0	2	0	0	0	3	6	1
Nebraska	2	0	0	0	0	3	0	0	X	5	7	0

W: Chamberlain (10-2); L: Zinicola (3-4); S: Jensen (16)

Florida 7 - Nebraska 4

	1	2	3	4	5	6	7	8	9	R	H	E
Florida	2	0	1	0	4	0	0	0	0	7	9	0
Nebraska	1	0	1	0	2	0	0	0	0	4	12	2

W: O'Day (8-3); L: Dorn (12-2)

Arizona State 8 - Nebraska 7

	1	2	3	4	5	6	7	8	9	10	11	R	H	E
Nebraska	0	0	0	3	0	0	0	0	4	0	0	7	12	3
Arizona State	1	0	1	0	1	0	2	0	2	0	1	8	12	0

W: Zinicola (4-4); L: Jensen (3-5)





Front row (from left): Will Bolt, Shane Komine, Brandon Penas, Jim Bailey, Justin Cowan, Aaron Gozart, Jeff Leise. Second row: Steve Hale, Adam Stern, Jamal Strong, Strength Coach Shaun Huls, Trainer Aaron Wells, Student Trainer Brian Hoensing, Josh Hess, Dan Wright, Waylon Byers. Third row: Student Coach Scott Larsen, Volunteer Coach Andy Sawyers, Assistant Coach Rob Childress, John Cole, Adam Shabala, Brian Rodaway, Andy Bent, Jamie Rodrigue, Head Coach Dave Van Horn, Assistant Coach Mike Anderson. Fourth row: Trevor Bullock, Dave Schneider, Chad Wiles, R.D. Spiehs, Matt Hopper, Thom Ott, Scott Fries, Brandt Vlieger, Dan Johnson.

51-17 Overall
21-9 Big 12
4-2 NCAA Tournament
Big 12 Tournament Champions

No.	Name	Pos.	Yr.	Hometown
1	Jamal Strong	OF	Sr.	Altadena, Calif.
3	Adam Shabala	OF	Sr.	Streator, Ill.
4	John Cole	2B	So.	Kanata, Ontario
5	Josh Hesse	INF	Jr.	Omaha, Neb.
6	Brandt Vlieger	3B	Sr.	Omaha, Neb.
7	Will Bolt	SS	So.	Conroe, Texas
8	Jim Bailey	1B	Sr.	Nanaimo, B.C.
10	Dan Wright	INF	Jr.	St. George, Utah
11	Nic Ewing	INF	Fr.	Rapid City, S.D.
12	Jeff Leise	OF	Fr.	Omaha, Neb.
14	Adrian Rider	RHP	Fr.	Omaha, Neb.
15	Dan Johnson	1B	Jr.	Coon Rapids, Minn.
16	Matt Hopper	1B	Fr.	Golden, Colo.
17	Scott Fries	LHP	Sr.	Dannebrog, Neb.
18	Aaron Gozart	C	Fr.	Aberdeen, Wash.
19	Waylon Byers	LHP	Fr.	Milo, Iowa
20	Steve Hale	RHP	Fr.	Yukon, Okla.
21	Adam Stern	OF	So.	London, Ontario
22	R.D. Spiehs	RHP	So.	Grand Island, Neb.
24	Justin Cowan	C	Sr.	Tumwater, Wash.
25	Brent Potter	RHP	Fr.	Runnells, Iowa
26	Trevor Bullock	LHP	Sr.	Lincoln, Neb.
28	Shane Komine	RHP	So.	Honolulu, Hawaii
30	Derrick Conte	RHP	Fr.	Oklahoma City, Okla.
33	Jamie Rodrigue	LHP	Fr.	St. Clair, Mo.
34	Thom Ott	RHP	So.	Nassau, Bahamas
35	Chad Wiles	RHP	Sr.	Wood River, Neb.
36	Brian Rodaway	LHP	Jr.	Lincoln, Neb.
37	Brandon Penas	LHP	Jr.	Grand Island, Neb.
39	Justin Pekarek	LHP	Fr.	Staplehurst, Neb.
40	Jeff Blaesing	RHP	So.	Lockport, Ill.
45	Andy Bent	RHP	Jr.	Beatrice, Neb.

MINNEAPOLIS REGIONAL (SIEBERT FIELD - MINNEAPOLIS, MINN.)

Nebraska 2 - Butler 1

	1	2	3	4	5	6	7	8	9	R	H	E
Butler	0	0	1	0	0	0	0	0	0	1	4	2
Nebraska	1	0	0	0	0	1	0	0	X	2	10	2

W: Komine (11-3); L: Hoane (4-7); S: Ott (6)

Nebraska 4 - Minnesota 1

	1	2	3	4	5	6	7	8	9	R	H	E
Minnesota	0	0	0	0	0	0	0	1	0	1	3	1
Nebraska	0	1	1	2	0	0	0	0	X	4	11	0

W: Bullock (6-1); L: Birk (4-4)

Nebraska 8 - Wichita State 1

	1	2	3	4	5	6	7	8	9	R	H	E
Nebraska	4	0	0	1	0	0	1	0	2	8	12	1
Wichita State	0	0	0	0	0	0	0	0	1	1	8	3

W: Rodrigue (9-3); L: Kerbs (2-2)

STANFORD SUPER REGIONAL (SUNKEN DIAMOND - PALO ALTO, CALIF.)

Nebraska 7 - Stanford 3

	1	2	3	4	5	6	7	8	9	R	H	E
Nebraska	0	0	2	0	0	0	1	4	0	7	6	2
Stanford	1	0	0	0	0	0	1	0	1	3	8	4

W: Spiehs (8-2); L: Young (8-1)

Stanford 7 - Nebraska 1

	1	2	3	4	5	6	7	8	9	R	H	E
Stanford	0	1	0	0	0	2	2	0	2	7	8	1
Nebraska	0	0	1	0	0	0	0	0	0	1	6	4

W: Wayne (14-3); L: Komine (11-4)

Stanford 5 - Nebraska 3

	1	2	3	4	5	6	7	8	9	R	H	E
Stanford	1	1	0	1	0	0	0	2	0	5	10	1
Nebraska	0	0	0	2	0	0	0	0	1	3	6	1

W: Sager (6-1); L: Rodrigue (9-4); S: Bruksch (12)



Front row (from left): Ray Tromba, Val Primante, Assistant Coach Ron Johnette, Head Coach John Sanders, Assistant Coach Dave Underwood, Tim Pettit, John Russo, Bob Gebler. Second row: Mike Vojtesak, Mike Harlander, Mark Haas, Harold Bright, Pete O'Brien, Stan Haas, Steve Oakley. Third row: Equipment Manager Walt Johnson, Gary Nolting, Joe Scherger, Cliff Faust, Jeff Costello, Tim Burke, Jeff Hunter, Student Manager Jeff Crist, Student Trainer Mark Heinz. Not pictured: Greg Schafer, Kelly Combs, Jim McManus.

49-15 Overall
14-6 Big Eight
1-2 NCAA Tournament

No.	Name	Pos.	Yr.	Hometown
2	Stan Haas	OF	So.	Lincoln, Neb.
3	Harold Bright	OF	Fr.	Detroit, Mich.
4	Tim Burke	RHP	So.	Omaha, Neb.
5	Bob Gebler	OF	Sr.	Westerly, R.I.
6	Greg Schafer	INF	Jr.	Omaha, Neb.
7	Val Primante	C	Sr.	Covina, Calif.
8	Jeff Hunter	INF	So.	Millard, Neb.
9	Pete O'Brien	1B	Jr.	Pebble Beach, Calif.
10	John Russo	INF	Sr.	St. Louis, Mo.
11	Kelly Combs	INF	Jr.	Santa Ana, Calif.
12	Steve Oakley	OF	Jr.	Los Angeles, Calif.
13	Jim McManus	RHP	Jr.	Chicago, Ill.
15	Cliff Faust	LHP	Jr.	Millard, Neb.
16	Ray Tromba	RHP	Jr.	Los Angeles, Calif.
17	Jeff Costello	RHP	Sr.	Omaha, Neb.
18	Gary Nolting	RHP	Jr.	Omaha, Neb.
19	Tim Pettit	RHP	Sr.	Lomita, Calif.
20	Mike Harlander	RHP	Fr.	St. Cloud, Minn.
21	Joe Scherger	OF	Jr.	Billings, Mont.
23	Mike Vojtesak	RHP	Fr.	Joliet, Ill.
25	Mark Haas	C	Jr.	Lincoln, Neb.

NORTHEAST REGIONAL (LAWRENCE STADIUM - ANNAPOLIS, MD.)

St. John's 5 - Nebraska 0

	1	2	3	4	5	6	7	8	9	R	H	E
St. John's	0	1	2	0	0	0	0	1	0	5	5	0
Nebraska	0	0	0	0	0	0	0	0	0	0	3	2

W: Franco (7-1); L: Burke (7-3)

Nebraska 13 - Navy 4

	1	2	3	4	5	6	7	8	9	R	H	E
Nebraska	1	5	0	0	0	6	1	0	0	13	15	1
Navy	0	0	1	1	1	1	0	0	0	4	11	3

W: Harlander (5-2); L: Kropp (6-1)

Connecticut 15 - Nebraska 0

	1	2	3	4	5	6	7	8	9	R	H	E
Nebraska	0	0	0	0	0	0	0	0	0	0	2	6
Connecticut	2	3	1	2	3	0	3	1	X	15	20	1

W: Long (3-2); L: Pettit (6-3)



Front row (from left): Mike Vojtesak, Steve Gehrke, Tim Sinovich, Greg Schafer, Ron Johnette, John Sanders, Tim Carroll, Ray Tromba, Stan Haas, Chris Chavez. Second row: Equipment Manager Walt Johnson, Jim Scherger, Nick Richards, Harold Bright, Mike Harlander, Steve Stanicek, Craig Dietz, Kelly Combs, Mark Haas, Mark Prior, Steve Oakley, Athletic Trainer Jim Nespor. Third row: Mark Haley, Mark McManaman, Joe Scherger, Tim Burke, Cliff Faust, Jeff Hunter, Steve Naasz, Rick Evans. Not pictured: Steve Oakley, Darnell Clarke, Steve Hergenrader.

49-15 Overall
16-4 Big Eight
2-2 NCAA Tournament

No.	Name	Pos.	Yr.	Hometown
2	Stan Haas	OF	Jr.	Lincoln, Neb.
3	Harold Bright	OF	So.	Detroit, Mich.
4	Chris Chavez	INF	Jr.	Playa del Rey, Calif.
5	Nick Richards	C	Fr.	Omaha, Neb.
6	Greg Schafer	INF	Sr.	Omaha, Neb.
7	Mark Haas	C	Sr.	Lincoln, Neb.
8	Jeff Hunter	INF	Jr.	Millard, Neb.
9	Mark Prior	INF	Jr.	Los Angeles, Calif.
10	Darnell Clarke	INF	Jr.	Detroit, Mich.
11	Kelly Combs	INF	Sr.	Santa Ana, Calif.
12	Steve Oakley	OF	Sr.	Los Angeles, Calif.
13	Craig Dietz	LHP	Sr.	Lincoln, Neb.
14	Tim Burke	RHP	Jr.	Omaha, Neb.
15	Cliff Faust	LHP	Sr.	Millard, Neb.
16	Ray Tromba	RHP	Sr.	Los Angeles, Calif.
17	Steve Gehrke	RHP	Fr.	Murray, Utah
18	Steve Naasz	RHP	Jr.	Rapid City, S.D.
19	Rick Evans	LHP	Jr.	Los Angeles, Calif.
20	Mike Harlander	RHP	So.	St. Cloud, Minn.
21	Joe Scherger	OF	Sr.	Billings, Mont.
22	Tim Sinovich	INF	Jr.	St. Ann, Mo.
23	Mike Vojtesak	RHP	So.	Joliet, Ill.
25	Mark McManaman	OF	Fr.	Lincoln, Neb.
26	Steve Stanicek	INF	Fr.	Park Forest, Ill.
27	Mark Haley	C	Jr.	Lompoc, Calif.
28	Steve Hergenrader	INF	Fr.	Omaha, Neb.

MIDWEST REGIONAL (FISHER STADIUM - ANN ARBOR, MICH.)

Nebraska 12 - BYU 0

	1	2	3	4	5	6	7	8	9	R	H	E
BYU	0	0	0	0	0	0	0	0	0	0	4	3
Nebraska	1	0	0	4	3	0	0	4	X	12	12	1

W: Gehrke (8-2); L: Doty (5-2)

Michigan 7 - Nebraska 0

	1	2	3	4	5	6	7	8	9	R	H	E
Nebraska	0	0	0	0	0	0	0	0	0	0	9	1
Michigan	0	0	2	0	0	1	1	3	X	7	12	0

W: Clinton (6-3); L: Burke (8-6)

Nebraska 12 - BYU 4

	1	2	3	4	5	6	7	8	9	R	H	E
Nebraska	0	2	2	3	1	2	2	0	0	12	14	1
BYU	3	0	0	0	0	0	0	0	0	4	13	1

W: Faust (9-1); L: Beck (8-4)

Michigan 12 - Nebraska 3

	1	2	3	4	5	6	7	8	9	R	H	E
Michigan	3	4	0	3	1	0	0	1	0	12	15	2
Nebraska	1	0	0	2	0	0	0	0	0	3	11	3

W: Elam (6-0); L: Dietz (3-1)



Front row (from left): Bill Mulligan, Jeff Carter, John Walker, Assistant Coach Mike Evans, Assistant Coach Scott Hopper, Head Coach John Sanders, Batboy Craig Sanders, Assistant Coach Mark Haley, Kurt Eubanks, Mark Kister, Larry Mims, Curtiss Heflin. Second row: Manager Ron Schinkel, Trainer Steve Ronspies, Phil Goguen, Brett Beede, Rich King, Mike Duncan, Brent Frieauf, Roger Webb, Phil Harrison, Paul Meyers, Bruce Holmes, Bruce Wobken, Video Coordinator Mark Honor. Third row: Greg Behn, John Lepley, Jeff Mays, Bill McGuire, Mike Dobbs, Burt Beattie, Steve Sladek, Jeff Koenigsman, Mark Davis, Corey Zenon.

45-24 Overall
16-6 Big Eight
1-2 NCAA Tournament

No.	Name	Pos.	Yr.	Hometown
2	Jeff Carter	INF/OF	Sr.	Evanston, Ill.
4	Paul Meyers	OF	Jr.	Omaha, Neb.
5	Larry Mims	INF	Jr.	Cedar Rapids, Iowa
6	Kurt Eubanks	INF	Sr.	Lincoln, Neb.
7	Bruce Wobken	INF	Fr.	Scribner, Neb.
8	Bruce Holmes	C	Fr.	Bellevue, Neb.
9	Mike Duncan	1B	Sr.	Tehachapi, Calif.
10	Mike Dobbs	RHP	Jr.	Lincoln, Neb.
11	John Lepley	LHP	Fr.	Omaha, Neb.
12	Curtiss Heflin	INF	So.	San Diego, Calif.
14	Kenneth Barnes	INF	So.	McAlester, Okla.
18	Brent Frieauf	LHP	So.	Bowie, Md.
19	Jeff Koenigsman	LHP	Sr.	Omaha, Neb.
20	John Walker	OF	Jr.	Tulsa, Okla.
21	Bill Mulligan	LHP	Jr.	Omaha, Neb.
22	Mark Davis	OF	Sr.	Okauchee, Wis.
23	Steve Sladek	UTL	Sr.	El Cajon, Calif.
24	Brett Beede	RHP	Jr.	Plymouth, N.H.
25	Mark Kister	C	So.	Hastings, Neb.
26	Burt Beattie	C	Jr.	Aberdeen, S.D.
27	Roger Webb	RHP	Sr.	Ventura, Calif.
28	Corey Zenon	OF	Fr.	Omaha, Neb.
31	Rich King	OF	Jr.	Millard, Neb.
33	Phil Harrison	LHP	Fr.	Glendora, Calif.
34	Phil Goguen	RHP	Fr.	San Diego, Calif.
35	Bill McGuire	C	Jr.	Omaha, Neb.
36	Jeffrey Mays	RHP	Jr.	Sedalia, Mo.

WESTERN 1 REGIONAL (SUNKEN DIAMOND - PALO ALTO, CALIF.)

Nebraska 4 - Pepperdine 2

	1	2	3	4	5	6	7	8	9	R	H	E
Pepperdine	0	0	0	0	0	0	0	2	0	2	7	1
Nebraska	0	0	1	2	0	1	0	0	X	4	8	4

W: Mays; L: Smith

Stanford 9 - Nebraska 8


	1	2	3	4	5	6	7	8	9	R	H	E
Nebraska	1	0	1	0	1	1	1	3	0	8	13	2
Stanford	1	1	0	1	0	1	3	0	2	9	8	3

W: Plemel; L: McGuire

Pepperdine 7 - Nebraska 6

	1	2	3	4	5	6	7	8	9	R	H	E
Pepperdine	0	0	2	0	1	0	1	1	2	7	12	1
Nebraska	0	2	0	0	1	1	0	0	2	6	8	2

W: Marrett (15-0); L: Webb (8-4)



Front row (from left): Aaron Willey, Shane Komine, Justin Cowan, Jim Bailey, Danny Kimura, Brandon Penas, Will Bolt. Second row: Gregg Jones, Jarod Bearinger, Jamal Strong, Brent Potter, Scott Larsen, John Cole, Steve Hale, Jay Sirianni, Adam Stern. Third row: Pitching Coach Rob Childress, Volunteer Coach Jeremy Talbot, Ken Harvey, Scott Fries, Chad Wiles, Dave Schneider, Brandt Vlieger, Adam Shabala, Craig Moore, Head Coach Dave Van Horn. Fourth row: Brian Johnson, R.D. Spiehs, Davis Pickinpaugh, Matt Hopper, Jeff Blaesing, Brian Rodaway, Erik Mumm, Brian Kent, Jeff Hedman.

42-18 Overall
16-9 Big 12
Big 12 Tournament Champions

No.	Name	Pos.	Yr.	Hometown
1	Jamal Strong	OF	Jr.	Altadena, Calif.
3	Adam Shabala	OF	Jr.	Streator, Ill.
4	John Cole	UTL	Fr.	Kanata, Ontario
6	Brandt Vlieger	INF	Jr.	Omaha, Neb.
7	Will Bolt	INF	Fr.	Conroe, Texas
8	Jim Bailey	INF	Jr.	Nanaimo, B.C.
9	Jeff Hedman	1B	Sr.	Salt Lake City, Utah
10	Erik Mumm	OF	Sr.	Kearney, Neb.
11	Aaron Willey	OF	Jr.	Salina, Kan.
12	Adam Stern	OF	Fr.	London, Ontario
15	Dave Schneider	RHP	Fr.	Omaha, Neb.
16	Brian Johnson	C	Sr.	Derby, Kan.
17	Craig Moore	INF	Sr.	Fremont, Neb.
18	Kyle Brunen	OF	Jr.	Vanscoy, Saskatchewan
19	Jarod Bearinger	RHP	Sr.	Omaha, Neb.
20	Steve Hale	RHP	Fr.	Yukon, Okla.
21	Danny Kimura	UTL	So.	Kailhua, Hawaii
22	R.D. Spiehs	RHP	Fr.	Grand Island, Neb.
23	Josh Latimer	LHP	Jr.	DeKalb, Ill.
24	Justin Cowan	C	Jr.	Tumwater, Wash.
25	Brent Potter	RHP	Fr.	Runnells, Iowa
26	Matt Hopper	RHP	Fr.	Golden, Colo.
28	Shane Komine	RHP	Fr.	Honolulu, Hawaii
30	Scott Larsen	OF	Sr.	Omaha, Neb.
31	Jay Sirianni	LHP	Sr.	Indianola, Iowa
32	Ken Harvey	1B	Jr.	Los Angeles, Calif.
33	Scott Fries	LHP	Jr.	Dannebrog, Neb.
35	Chad Wiles	RHP	Jr.	Wood River, Neb.
36	Brian Rodaway	LHP	So.	Lincoln, Neb.
37	Brandon Penas	LHP	So.	Grand Island, Neb.
39	Davis Pickinpaugh	RHP	Jr.	Ceresco, Neb.
40	Jeff Blaesing	RHP	RFr.	Lockport, Ill.
44	Brian Kent	C	RFr.	Downers Grove, Ill.
45	Gregg Jones	RHP	RFr.	North Platte, Neb.

COLUMBUS REGIONAL (BILL DAVIS STADIUM - COLUMBUS, OHIO)

Mississippi State 18 - Nebraska 14

	1	2	3	4	5	6	7	8	9	R	H	E
Mississippi St.	1	4	0	1	7	2	0	1	2	18	20	2
Nebraska	1	2	0	5	0	0	0	6	0	14	17	2

W: Ginter (9-7); L: Fries (8-6); S: Donovan (2)

Nebraska 10 - Bowling Green 5

	1	2	3	4	5	6	7	8	9	R	H	E
Nebraska	0	0	0	2	0	2	4	2	0	10	15	2
Bowling Green	0	1	0	4	0	0	0	0	0	5	14	0

W: Spiehs (5-1); L: Vaught (5-6)

Mississippi State 13 - Nebraska 7

	1	2	3	4	5	6	7	8	9	R	H	E
Mississippi St.	0	1	2	5	2	0	0	3	0	13	17	0
Nebraska	0	2	0	2	2	0	1	0	0	7	9	0

W: Donovan (3-1); L: Fries (8-7); S: Larson (3)



Front row (from left): Jake Mullinax, Matt Wells, Daniel Bruce, Pat O'Neil, Steve Hale, Bubbs Merrill, Jeff Leise, Chad Steele, Jeremy Becker, John Grose, Jamie Rodrigue. Second row: Trainer Mike West, Brandon Fusilier, Tim Schoeninger, Drew Anderson, Joe Simokaitis, Mike Sillman, Joe Gullion, Alex Gordon, Zach Kroenke, Student Manager Mike Nicola. Third row: Head Coach Mike Anderson, Assistant Coach Andy Sawyers, Associate Head Coach Rob Childress, Curtis Ledbetter, Matt Hopper, Jason Burch, Quinton Robertson, Justin Pekarek, Phil Shirek, Josh Birmingham, Volunteer Assistant Coach Brandt Vlieger, Student Assistant Coach Brandon Eymann. Not pictured: Aaron Marsden.

47-18 Overall
20-7 Big 12
3-2 NCAA Tournament
Big 12 Regular Season Champions

No.	Name	Pos.	Yr.	Hometown
1	Jeff Leise	OF	Sr.	Omaha, Neb.
2	Joe Simokaitis	INF	So.	St. Louis, Mo.
3	Alex Gordon	INF	Fr.	Lincoln, Neb.
4	Chad Steele	C	RFr.	Omaha, Neb.
5	Jake Mullinax	INF	Jr.	Hesperia, Calif.
6	Josh Birmingham	INF	Sr.	Hobbs, N.M.
8	Jesse Boyer	OF	Jr.	Littleton, Colo.
9	Bubbs Merrill	INF	Jr.	Omaha, Neb.
10	Kevin Belcher	OF	Fr.	Lake Forest, Ill.
11	Drew Anderson	OF	Jr.	Kearney, Neb.
12	Daniel Bruce	OF	So.	Omaha, Neb.
13	Quinton Robertson	RHP	Jr.	Richland, Miss.
14	Brandon Fusilier	OF	Jr.	Coppell, Texas
15	Curtis Ledbetter	1B	So.	Lawrence, Kan.
16	Matt Hopper	1B	Sr.	Golden, Colo.
17	Chase Odenreider	INF	RFr.	Omaha, Neb.
18	Brian Duensing	LHP	So.	Omaha, Neb.
19	Joe Gullion	INF	Jr.	Leawood, Kan.
20	Steve Hale	RHP	Sr.	Yukon, Okla.
21	John Grose	C	Jr.	Henderson, Nev.
22	John Brownell	RHP	So.	Omaha, Neb.
23	Tim Schoeninger	RHP	Fr.	Denver, Colo.
24	Darren Hoffart	C	RFr.	Omaha, Neb.
26	Robbie Morrissey	RHP	Fr.	Omaha, Neb.
28	Pat O'Neil	LHP	Jr.	Littleton, Colo.
30	Greg Ladd	RHP	Fr.	Elkhorn, Neb.
31	Mike Harmelink	RHP	Fr.	Omaha, Neb.
32	Jason Burch	RHP	Jr.	Papillion, Neb.
33	Jamie Rodrigue	LHP	Sr.	St. Clair, Mo.
34	Zach Kroenke	LHP	Fr.	Omaha, Neb.
35	Phil Shirek	RHP	So.	Minot, N.D.
36	Aaron Marsden	LHP	Jr.	Grand Forks, N.D.
37	Matt Wells	C	So.	Littleton, Colo.
38	Dustin Timm	RHP	So.	Yutan, Neb.
39	Justin Pekarek	LHP	Jr.	Staplehurst, Neb.
42	Jeremy Becker	LHP	So.	Scottsbluff, Neb.
44	Mike Sillman	RHP	Jr.	Omaha, Neb.
46	Andy Lomax	C	Fr.	Lincoln, Neb.
48	Jake Foutch	LHP	Fr.	Valley, Neb.

LINCOLN REGIONAL (HAWKS FIELD)

Nebraska 16 - Eastern Michigan 11

	1	2	3	4	5	6	7	8	9	R	H	E
E. Michigan	0	0	2	0	0	1	4	2	2	11	15	3
Nebraska	1	1	3	0	3	0	5	3	X	16	20	1

W: Robertson (10-2); L: Pieron (7-5); S: Sillman (3)

Southwest Missouri State 4 - Nebraska 2

	1	2	3	4	5	6	7	8	9	R	H	E
Nebraska	1	0	0	0	0	1	0	0	0	2	6	0
SW Missouri St.	1	0	0	0	2	0	0	1	X	4	11	2

W: Ziegler (11-1); L: Marsden (8-3); S: Marcum (13)

Nebraska 18 - Eastern Michigan 2

	1	2	3	4	5	6	7	8	9	R	H	E
Nebraska	0	0	4	3	0	0	4	5	2	18	15	1
E. Michigan	0	0	2	0	0	0	0	0	0	2	8	3

W: Kroenke (6-2); L: Hayes (5-3)

Nebraska 9 - Southwest Missouri State 5


	1	2	3	4	5	6	7	8	9	R	H	E
SW Missouri St.	0	0	3	0	0	1	0	1	0	5	10	1
Nebraska	0	6	0	0	3	0	0	0	X	9	13	0

W: Rodrigue (1-1); L: Gray (5-3); S: Schoeninger (6)

Southwest Missouri State 7 - Nebraska 0

	1	2	3	4	5	6	7	8	9	R	H	E
Nebraska	0	0	0	0	0	0	0	0	0	0	5	2
SW Missouri St.	0	1	2	2	0	2	0	0	X	7	13	0

W: Zimmerman (5-3); L: Shirek (5-3)



Front row (from left): Andrew Brown, Zach Herr, Bryce Nimmo, Nick Jaros, Nick Sullivan, Student Manager Brooks Wells, Jake Mort. Second row: Student Trainer Clint Kirkland, Student Manager Ben Lynch, Jeff Christy, Erik Bird, John Lee, Jeff Lanning, Casey Klapperich, Mark Hightower, Jake Opitz, Luke Wertz, Tim Radmacher, Mike Harmelink, Trainer Derek Birkley, Student Trainer Tammy Steinkraus. Third row: Graduate Manager Ryan Strain, Assistant Coach Dave Bingham, Assistant Coach Andy Sawyers, Luke Gorsett, Steve Edlefsen, Wes Simmons, Joba Chamberlain, Jared Cranston, Matt Foust, Tim Scott, Andy Gerch, Volunteer Coach Justin Seely, Head Coach Mike Anderson. Back row: Johnny Dorn, Ryan Wehrle, Tony Watson, Matt Wagner, Drew Schwab, Brandon Buckman, Brett Jensen, Jon Klausing, Wes Simmons, Charlie Shirek, Mike Nihsen, Dan Jennings.

42-17 Overall
17-10 Big 12
0-2 NCAA Tournament

No.	Name	Pos.	Yr.	Hometown
2	Jake Mort	INF	So.	Nebraska City, Neb.
3	Jake Opitz	INF	So.	Littleton, Colo.
4	Jesse Shriner	C	Jr.	Littleton, Colo.
6	Nick Jaros	OF	Jr.	Platte City, Mo.
8	Jeff Lanning	C	Fr.	Ankeny, Iowa
9	Steve Edlefsen	INF	So.	Bloomington, Minn.
10	Ryan Wehrle	INF	So.	Papillion, Neb.
11	Tony Watson	LHP	So.	Grimes, Iowa
12	Andy Gerch	OF	So.	Lincoln, Neb.
14	Luke Gorsett	OF	Jr.	Denver, Colo.
15	Andrew Gudmunson	INF	Fr.	Minot, N.D.
16	Jeff Christy	C	Sr.	Lincoln, Neb.
17	Casey Klapperich	INF	RFr.	Rapid City, S.D.
18	Andrew Brown	INF	Jr.	Carrollton, Texas
19	Brandon Buckman	INF	Sr.	Monument, Colo.
20	Luke Wertz	RHP	So.	Parker, Colo.
21	Nick Sullivan	OF	RFr.	Arvada, Colo.
22	Jon Klausing	LHP	So.	Arvada, Colo.
23	Johnny Dorn	RHP	So.	Grand Island, Neb.
24	Bryce Nimmo	OF	So.	Cheyenne, Wyo.
25	Ryan Bohanan	RHP	So.	Goddard, Kan.
26	Dan Jennings	LHP	Fr.	West Des Moines, Iowa
28	Matt Wagner	INF	RFr.	Wahoo, Neb.
29	Wes Simmons	LHP	Fr.	Owasso, Okla.
30	Erik Bird	RHP	Fr.	Omaha, Neb.
31	Tim Radmacher	RHP	RFr.	Rosemount, Minn.
32	Mike Nihsen	RHP	Fr.	Ralston, Neb.
33	Brett Jensen	RHP	Sr.	Eagle Grove, Iowa
34	Jared Cranston	LHP	Jr.	Colby, Kan.
35	Tim Scott	LHP	Fr.	Ely, Minn.
36	Matt Foust	RHP	So.	Overland Park, Kan.
37	Zach Herr	LHP	Fr.	Omaha, Neb.
38	John Lee	OF	Fr.	Mason City, Iowa
39	Mike Harmelink	RHP	Jr.	Omaha, Neb.
40	Charlie Shirek	RHP	RFr.	Minot, N.D.
44	Joba Chamberlain	RHP	Jr.	Lincoln, Neb.
45	Mark Hightower	C	So.	Elkhorn, Neb.
47	Drew Schwab	RHP	RFr.	LaVista, Neb.
48	Dustin Timm	RHP	Sr.	Yutan, Neb.

LINCOLN REGIONAL (HAWKS FIELD)

Manhattan 4 - Nebraska 1

	1	2	3	4	5	6	7	8	9	R	H	E
Manhattan	0	2	0	0	0	0	0	2	0	4	7	1
Nebraska	0	0	0	1	0	0	0	0	0	1	8	0

W: Cody (12-2); L: Chamberlain (6-5)

San Francisco 5 - Nebraska 1

	1	2	3	4	5	6	7	8	9	R	H	E
Nebraska	0	0	0	1	0	0	0	0	0	1	5	2
San Francisco	0	3	0	0	0	1	1	0	X	5	6	0

W: Poreda (8-5); L: Watson (10-2); S: McGuigan (5)



Front row (from left): John Lee, Student Manager Brooks Wells, Mitch Abeita, Craig Corriston, Brett Sowers, Jeff Tezak, Bryce Nimmo, Zach Herr, DJ Belfonte, Andy Cotton, Nick Sullivan, Mark Hightower, Jake Mort. Second row: Assistant Coach Andy Sawyers, Assistant Coach Dave Bingham, Erik Bird, Andy Gerch, Dominic Piazza, Jeff Lanning, Andrew Brown, Jake Opitz, Luke Wertz, Eric Rose, Steve Edlefsen, Tim Radmacher, Graduate Manager Ryan Strain, Assistant Coach Justin Seely, Head Coach Mike Anderson. Third row: Thad Weber, Tim Scott, Dan Jennings, Mike Nihsen, Johnny Dorn, Charlie Shirek, Tony Watson, Brian Feekin, Mike Nesseth, Drew Bowman, Joe Broekemeier, Ryan Wehrle, Matt Foust.

32-27 Overall
14-13 Big 12
2-2 NCAA Tournament

No.	Name	Pos.	Yr.	Hometown
2	Jake Mort	INF	So.	Nebraska City, Neb.
3	Jake Opitz	INF	Jr.	Littleton, Colo.
4	DJ Belfonte	OF	Fr.	Kansas City, Mo.
6	Brett Sowers	INF	Fr.	Englewood, Colo.
8	Jeff Lanning	C	So.	Ankeny, Iowa
9	Steve Edlefsen	INF	Jr.	Bloomington, Minn.
11	Tony Watson	LHP	Jr.	Grimes, Iowa
12	Andy Gerch	OF	Jr.	Lincoln, Neb.
13	Mitch Abeita	C	Jr.	Dallas, Texas
14	Thad Weber	INF	Jr.	Friend, Neb.
15	Craig Corriston	UTL	Jr.	Paris, Texas
16	Andy Cotton	INF	Fr.	Lincoln, Neb.
17	Joe Broekemeier	RHP	Fr.	Aurora, Neb.
18	Andrew Brown	INF	Sr.	Carrollton, Texas
19	Jeff Tezak	INF	Jr.	San Diego, Calif.
20	Luke Wertz	RHP	Jr.	Parker, Colo.
21	Nick Sullivan	OF	So.	Arvada, Colo.
22	Jon Klausing	LHP	Jr.	Arvada, Colo.
23	Johnny Dorn	RHP	Jr.	Grand Island, Neb.
24	Bryce Nimmo	OF	Jr.	Cheyenne, Wyo.
25	Aaron Jarosh	OF	Fr.	Ankeny, Iowa
26	Dan Jennings	LHP	So.	West Des Moines, Iowa
28	Drew Bowman	LHP	So.	Morrison, Colo.
29	Wes Simmons	LHP	RFr.	Owasso, Okla.
30	Erik Bird	RHP	So.	Omaha, Neb.
31	Tim Radmacher	RHP	So.	Rosemount, Minn.
32	Mike Nihsen	RHP	RFr.	Ralston, Neb.
33	Sam Sharpe	RHP	Fr.	Louisburg, Kan.
34	Dominic Piazza	C	Fr.	Scottsdale, Ariz.
35	Tim Scott	LHP	RFr.	Ely, Minn.
36	Matt Foust	RHP	Jr.	Overland Park, Kan.
37	Zach Herr	LHP	So.	Omaha, Neb.
38	John Lee	OF	RFr.	Mason City, Iowa
40	Charlie Shirek	RHP	So.	Minot, N.D.
41	Mike Nesseth	RHP	Fr.	Windom, Minn.
43	Eric Rose	LHP	Fr.	Billings, Mont.
44	Brian Feekin	LHP	Fr.	Papillion, Neb.
45	Mark Hightower	C	Jr.	Elkhorn, Neb.
47	Drew Schwab	RHP	So.	La Vista, Neb.
48	Charlie Shaver	LHP	Fr.	Elkhorn, Neb.

TEMPE REGIONAL (PACKARD STADIUM - TEMPE, ARIZ.)

UC Riverside 10 - Nebraska 5

	1	2	3	4	5	6	7	8	9	R	H	E
Nebraska	1	0	0	0	0	1	0	3	0	5	11	0
UC Riverside	0	0	3	4	0	0	0	3	X	10	10	2

W: Simmons (11-3); L: Wertz (4-1)

Nebraska 6 - Monmouth 5

	1	2	3	4	5	6	7	8	9	R	H	E
Monmouth	0	0	0	0	0	4	0	1	0	5	7	0
Nebraska	0	0	0	1	0	0	5	0	X	6	10	0

W: Foust (2-4); L: Brach (3-8)

Nebraska 11 - UC Riverside 1

	1	2	3	4	5	6	7	8	9	R	H	E
UC Riverside	0	0	1	0	0	0	0	0	0	1	5	2
Nebraska	0	2	0	2	3	0	2	2	X	11	15	0

W: Dorn (10-3); L: Cassa (2-5)

Arizona State 19 - Nebraska 7

	1	2	3	4	5	6	7	8	9	R	H	E
Nebraska	2	0	1	0	0	1	3	0	0	7	11	3
Arizona State	4	2	0	0	3	0	6	4	X	19	23	1

W: Satow (12-3); L: Weber (1-2); S: Jarvis (11)



Front row (from left): Student Trainer Mike Nolan, Student Trainer Chad Pope, Andy Cotton, Erik Anderson, DJ Belfonte, Zach Herr, Jeff Tezak, Brett Sowers, Bryce Nimmo, Nick Sullivan, Joe Hatasaki, Michael Mariot, Ryan Christenson and Graduate Trainer Ryan Holleman. Second row: Volunteer Coach Nate Thompson, Assistant Coach Dave Bingham, Craig Corriston, Matt Freeman, Jake Mort, Dan Johnston, Tyler Farst, Ben Kline, Johnny Dorn, Thad Weber, Erik Bird, Jake Opitz, Mitch Abeita, Assistant Coach Eric Newman and Head Coach Mike Anderson. Third row: Student Manager Brooks Wells, Dan Jennings, Tyler Rank, Casey Hauptman, Mike Nesseth, Cody Neer, David Stewart, Sean Yost, Drew Gray, Aaron Pribanic, Clay Cuno, Joe Broekemeier, Eric Rose and Student Manager Matt Harvey.

41-16-1 Overall
17-9-1 Big 12
1-2 NCAA Tournament

No.	Name	Pos.	Yr.	Hometown
2	Jake Mort	INF	Jr.	Nebraska City, Neb.
3	Jake Opitz	INF	Sr.	Littleton, Colo.
4	DJ Belfonte	OF	So.	Kansas City, Mo.
6	Brett Sowers	INF	RFr.	Englewood, Colo.
7	Tyler Rank	RHP	Fr.	Rochester, Minn.
8	Sean Yost	RHP	Fr.	Lincoln, Neb.
9	Dan Johnston	INF	Fr.	Papillion, Neb.
10	Drew Gray	C	Jr.	Archie, Mo.
11	Matt Freeman	RHP	Fr.	Omaha, Neb.
13	Mitch Abeita	C	Sr.	Dallas, Texas
14	Thad Weber	RHP	Sr.	Friend, Neb.
15	Craig Corriston	INF	Sr.	Paris, Texas
16	Andy Cotton	INF	RFr.	Lincoln, Neb.
17	Joe Broekemeier	RHP	RFr.	Aurora, Neb.
18	Casey Hauptman	RHP	Fr.	Omaha, Neb.
19	Jeff Tezak	INF	Sr.	San Diego, Calif.
20	Ben Kline	INF	Fr.	Omaha, Neb.
21	Nick Sullivan	OF	Jr.	Arvada, Colo.
22	Clay Cuno	OF	So.	New Bloomfield, Mo.
23	Johnny Dorn	RHP	Sr.	Grand Island, Neb.
24	Bryce Nimmo	OF	Sr.	Cheyenne, Wyo.
25	Erik Anderson	RHP	So.	Prairie Village, Kan.
26	Dan Jennings	LHP	Jr.	West Des Moines, Iowa
28	Joe Hatasaki	LHP	So.	Mountain View, Calif.
30	Erik Bird	RHP	Jr.	Omaha, Neb.
31	Ryan Christenson	LHP	Fr.	Gilbert, Ariz.
32	Tyler Farst	OF	So.	Cedar Park, Texas
33	Michael Mariot	RHP	Fr.	Southlake, Texas
35	Cody Neer	C	Jr.	Orlando, Fla.
37	Zach Herr	LHP	Jr.	Omaha, Neb.
39	Aaron Pribanic	RHP	Jr.	Plano, Texas
41	Mike Nesseth	RHP	RFr.	Windom, Minn.
43	Eric Rose	LHP	RFr.	Billings, Mont.

LINCOLN REGIONAL (HAWKS FIELD)

Nebraska 13 - Eastern Illinois 10

	1	2	3	4	5	6	7	8	9	R	H	E
Eastern Illinois	0	0	2	3	0	2	0	0	3	10	13	1
Nebraska	2	0	1	4	2	1	1	2	X	13	16	0

W: Weber (9-4); L: Morrell (5-2)

UC Irvine 3 - Nebraska 2

	1	2	3	4	5	6	7	8	9	R	H	E
Nebraska	0	0	2	0	0	0	0	0	0	2	4	1
UC Irvine	0	1	1	0	1	0	0	0	X	3	11	0

W: Bibona (9-3); L: Dorn (6-2); S: Pettis (17)

Oral Roberts 8 - Nebraska 0

	1	2	3	4	5	6	7	8	9	R	H	E
Nebraska	0	0	0	0	0	0	0	0	0	0	2	0
Oral Roberts	1	1	4	1	0	1	0	0	X	8	15	1

W: Minissale (3-3); L: Weber (9-5)



Front row (from left): Graduate Athletic Trainer Davey LaCroix, Ty Kildow, Wes Edrington, Quinn McGill, Matt Leuty, Taylor Fish, Jake Placzek, Steven Reveles, Student Athletic Trainer Ryan Cooney. Second row: Assistant Director of Operations Brian Gehringer, Tanner Lubach, Christian Cox, Kyle Kubat, Colton Howell, Michael Klein, Grant Gamble, Bryce Only, Michael Pritchard, Tyler King, Josh Roeder, Pat Kelly, Athletic Trainer Jerry Weber. Third row: Head Coach Darin Erstad, Associate Head Coach Will Bolt, Pitching Coach Ted Silva, Student Manager Ken Harvey, Jake Hohensee, Ryan Boldt, Bob Greco, Blake Headley, Max Knutson, Derek Burkamper, Graduate Manager Brad Smith, Director of Operations Curtis Ledbetter, Volunteer Assistant Jeff Christy. Back row: Austin Darby, Ben Miller, Luke Bublitz, Zach Hirsch, Austin Christensen, Jeff Chesnut, Christian DeLeon, Aaron Bummer, Chance Sinclair.

41-21 Overall
18-6 Big Ten
1-2 NCAA Tournament

No.	Name	Pos.	Yr.	Hometown
1	Ty Kildow	OF	Sr.	Omaha, Neb.
2	Derek Burkamper	RHP	Fr.	Muscatine, Iowa
3	Matt Leuty	UTL	Fr.	Shoreview, Minn.
4	Michael Pritchard	OF	Sr.	Omaha, Neb.
5	Steven Reveles	INF	Jr.	Santa Barbara, Calif.
6	Bryce Only	INF	Fr.	Algonquin, Ill.
8	Tanner Lubach	C	Jr.	Lincoln, Neb.
9	Pat Kelly	INF	Jr.	Red Wing, Minn.
10	Christian Cox	OF/LHP	Jr.	Aberdeen, S.D.
11	Bob Greco	RHP	Sr.	Papillion, Neb.
13	Josh Roeder	RHP	Jr.	Plano, Texas
14	Wes Edrington	INF	So.	Fishers, Ind.
16	Chance Sinclair	RHP	Jr.	Spring Hill, Kan.
18	Aaron Bummer	LHP	Jr.	Peoria, Ariz.
19	Luke Bublitz	RHP	Sr.	Thornton, Colo.
20	Max Knutson	LHP	Fr.	Arden Hills, Minn.
21	Ryan Boldt	OF	Fr.	Red Wing, Minn.
22	Blake Headley	INF	Jr.	Omaha, Neb.
23	Jake Placzek	INF	So.	La Vista, Neb.
25	Colton Howell	RHP	So.	O'Fallon, Mo.
27	Beau Fandel	C	Fr.	Forest Lake, Minn.
28	Jeff Chesnut	RHP	So.	Omaha, Neb.
29	Michael Klein	RHP/INF	Fr.	Highlands Ranch, Colo.
31	Kyle Kubat	LHP	Jr.	Waterloo, Neb.
32	Tyler King	LHP	Sr.	Republic, Mo.
33	Christian DeLeon	RHP	Sr.	Richmond, Texas
34	Austin Christensen	1B/LHP	So.	Cedar Rapids, Iowa
37	Grant Gamble	LHP	Fr.	Fort Collins, Colo.
38	Jake Hohensee	RHP	Fr.	Lincoln, Neb.
40	Quinn McGill	OF	Fr.	Wahoo, Neb.
41	Austin Darby	OF	Jr.	Colorado Springs, Colo.
44	Ben Miller	LHP/1B	Fr.	Clive, Iowa
45	Taylor Fish	C	So.	Kearney, Neb.
57	Zach Hirsch	LHP	Sr.	St. Charles, Ill.

STILLWATER REGIONAL (REYNOLDS STADIUM - STILLWATER, OKLA.)

Cal State Fullerton 5 - Nebraska 1

	1	2	3	4	5	6	7	8	9	R	H	E
Fullerton	0	0	0	0	0	0	1	4	0	5	5	1
Nebraska	0	0	0	0	0	1	0	0	0	1	9	1

W: Gauna (5-2); L: Hirsch (4-2)

Nebraska 8 - Binghamton 6

	1	2	3	4	5	6	7	8	9	R	H	E
Nebraska	3	1	0	0	1	0	0	0	3	8	14	1
Binghamton	0	0	0	3	0	3	0	0	0	6	10	1

W: Hirsch (5-2); L: Ostner (3-2)

Cal State Fullerton 4 - Nebraska 3

	1	2	3	4	5	6	7	8	9	R	H	E
Nebraska	0	0	0	1	0	2	0	0	0	3	8	3
Fullerton	2	0	0	0	0	0	2	0	X	4	5	0

W: Wiest (5-4); L: Bummer (7-5); S: Davis (7)



Front row (from left): Assistant Director of Operations Pat Crowe, Brady Childs, Jake Placzek, Alex Henwood, Jake Schleppebach, Steven Reveles, Jesse Wilkening, Strength Coach Lucas Novotny. Second row: Head Athletic Trainer Jerry Weber, Student Manager Jake Baker, Cole Klemke, Angelo Altavilla, Jake Meyers, Mitch Steinhoff, Byron Hood, Jake McSteen, AJ Johnson, Taylor Fish, Graduate Manager Jeff Tezak, Graduate Assistant Athletic Trainer Tanner Fowler. Third row: Head Coach Darin Erstad, Assistant Head Coach Mike Kirby, Ethan Frazier, Derek Burkamper, Ryan Boldt, Nate Fisher, Matt Waldron, Robbie Palkert, Colton Howell, Ben Klenke, Associate Head Coach Ted Silva, Volunteer Assistant Brad Smith, Director of Operations Curtis Ledbetter. Fourth row: Mike Waldron, Scott Schreiber, Tommy West, Ryan Connolly, Jeff Chesnut, Reece Eddins, Chad Luensmann, Sean Chandler, Zack Engelken, Luis Alvarado, Garrett King, Ben Miller, Max Knutson. Not pictured: Elijah Dilday, Jake Hohensee.

37-22 Overall
16-8 Big Ten
0-2 NCAA Tournament

No.	Name	Pos.	Yr.	Hometown
1	Jeff Chesnut	RHP	Sr.	Omaha, Neb.
2	Derek Burkamper	RHP	Jr.	Muscatine, Iowa
3	Alex Henwood	INF	Fr.	Appleton, Wis.
4	Jake Meyers	LHP/OF	So.	Omaha, Neb.
5	Steven Reveles	INF	Sr.	Santa Barbara, Calif.
6	Jake Schleppebach	INF	Jr.	Lincoln, Neb.
7	Elijah Dilday	OF	So.	St. Charles, Mo.
8	Jesse Wilkening	C	Fr.	Cedar Lake, Ind.
10	Matt Waldron	RHP	Fr.	Omaha, Neb.
11	Scott Schreiber	INF	So.	Menasha, Wis.
13	Chad Luensmann	RHP	Fr.	Altoona, Pa.
14	Angelo Altavilla	INF	Fr.	Lakeville, Minn.
16	Cole Klemke	OF	Fr.	San Diego, Calif.
18	Nate Fisher	LHP	So.	Yutan, Neb.
19	Luis Alvarado	INF/OF	So.	Salinas, Puerto Rico
20	Max Knutson	LHP	Jr.	Arden Hills, Minn.
21	Ryan Boldt	OF	Jr.	Red Wing, Minn.
22	Ben Klenke	UTL	Fr.	Seward, Neb.
23	Jake Placzek	INF	Sr.	La Vista, Neb.
24	Zack Engelken	RHP	So.	Overland Park, Kan.
25	Colton Howell	RHP	Sr.	O'Fallon, Mo.
26	Tommy West	LHP	RFr.	Omaha, Neb.
27	Mitch Steinhoff	LHP	RFr.	Crete, Neb.
28	Brady Childs	C	Jr.	Overland Park, Kan.
29	Sean Chandler	RHP	Fr.	Bellevue, Neb.
30	Reece Eddins	RHP	So.	Lee's Summit, Mo.
32	Mike Waldron	RHP	Fr.	Omaha, Neb.
33	Jake McSteen	LHP	RFr.	Great Falls, Va.
35	AJ Johnson	OF	Fr.	Mountain View, Calif.
36	Garrett King	RHP	So.	Anaheim Hills, Calif.
38	Jake Hohensee	RHP	Jr.	Lincoln, Neb.
44	Ben Miller	1B/LHP	Jr.	Clive, Iowa
45	Taylor Fish	C	Sr.	Kearney, Neb.
47	Robbie Palkert	RHP	Fr.	Golden Valley, Minn.
48	Byron Hood	RHP	RFr.	Roca, Neb.
54	Ryan Connolly	LHP	Fr.	Castle Rock, Colo.
55	Ethan Frazier	RHP	Fr.	Lee's Summit, Mo.

CLEMSON REGIONAL (DOUG KINGSMORE STADIUM)

Oklahoma State 6 - Nebraska 0

	1	2	3	4	5	6	7	8	9	R	H	E
Nebraska	0	0	0	0	0	0	0	0	0	0	6	0
Oklahoma State	2	0	2	1	0	0	1	0	X	6	13	0

W: Hatch (7-2); L: Waldron (7-3)

Western Carolina 4 - Nebraska 1

	1	2	3	4	5	6	7	8	9	R	H	E
Western Carolina	1	0	0	0	0	1	0	2	0	4	13	2
Nebraska	0	0	0	1	0	0	0	0	0	1	5	0

W: Nail (5-6); L: Eddins (4-3); S: Nobles (5)



Front row (from left): Student Athletic Trainer Zach Turner, Jake Schleppenbach, Jesse Wilkening, Alex Henwood, Mojo Hagge, Brady Childs, Alex Raburn, Student Athletic Trainer Renee Craft. Second row: Equipment Manager Kyle Kotrous, Angelo Altavilla, Joe Acker, Jake McSteen, Matt Warren, Zac Repinski, Brison Cronenbold, Carter Cross, Jake Meyers, AJ Johnson, Assistant Director of Operations Pat Crowe, Head Athletic Trainer Jerry Weber, Strength Coach Lucas Novotny. Third row: Head Coach Darin Erstad, Student Manager Jake Baker, Director of Operations Curtis Ledbetter, Associate Head Coach Ted Silva, Paul Tillotson, Byron Hood, Luke Roskam, Ethan Frazier, Jake Hohensee, Nate Fisher, Mitch Steinhoff, Ben Klenke, Undergraduate Student Assistant Pat Kelly, Volunteer Assistant Jeff Tezak, Assistant Head Coach Mike Kirby. Fourth row: Scott Schreiber, Jeff Athey, Ben Miller, Matt Waldron, Chad Luensmann, Reece Eddins, Sean Chandler, Zack Engelken, Luis Alvarado, Robbie Palkert, Connor Curry, Mike Waldron, Derek Burkamper.

35-22-1 Overall
16-7-1 Big Ten
0-2 NCAA Tournament
Big Ten Regular Season Champions

CORVALLIS REGIONAL (GOSS STADIUM)

Yale 5 - Nebraska 1

	1	2	3	4	5	6	7	8	9	R	H	E
Yale	2	1	0	1	0	1	0	0	0	5	12	0
Nebraska	1	0	0	0	0	0	0	0	0	1	6	0

W: Politz (11-2); L: Meyers (8-2)

Holy Cross 7 - Nebraska 4

	1	2	3	4	5	6	7	8	9	R	H	E
Nebraska	0	0	0	2	0	0	0	2	0	4	10	2
Holy Cross	2	0	0	0	0	3	2	0	0	7	12	0

W: Capen (6-1); L: Burkamper (6-6)

No.	Name	Pos.	Yr.	Hometown
1	Zac Repinski	OF	Jr.	Prior Lake, Minn.
2	Derek Burkamper	RHP	Sr.	Muscatine, Iowa
3	Alex Henwood	INF	So.	Appleton, Wis.
4	Jake Meyers	LHP/OF	Jr.	Omaha, Neb.
5	Joe Acker	OF	Fr.	Waukesha, Wis.
6	Jake Schleppenbach	INF	Sr.	Lincoln, Neb.
7	Angelo Altavilla	INF	So.	Lakeville, Minn.
8	Jesse Wilkening	C	So.	Cedar Lake, Ind.
10	Matt Waldron	RHP	So.	Omaha, Neb.
11	Scott Schreiber	OF	Jr.	Menasha, Wis.
13	Chad Luensmann	RHP	So.	Altoona, Pa.
14	Alex Raburn	INF	Sr.	Durham, N. C.
16	Cole Klemke	OF	So.	San Diego, Calif.
18	Nate Fisher	LHP	So.	Yutan, Neb.
19	Luis Alvarado	OF/RHP	Jr.	Salinas, Puerto Rico
20	Paul Tillotson	RHP	Fr.	Monument, Colo.
21	Brison Cronenbold	INF	Jr.	Thousand Oaks, Calif.
22	Ben Klenke	UTL	RFr.	Seward, Neb.
23	Jeff Athey	INF	Fr.	Eden Prairie, Minn.
24	Zack Engelken	RHP	Jr.	Overland Park, Kan.
25	Luke Roskam	UTL	Fr.	Chaska, Minn.
26	Carter Cross	OF	Fr.	Fairview, Pa.
27	Mitch Steinhoff	LHP	So.	Crete, Neb.
28	Brady Childs	C	Sr.	Overland Park, Kan.
29	Sean Chandler	RHP	So.	Bellevue, Neb.
30	Reece Eddins	RHP	Jr.	Lee's Summit, Mo.
32	Mike Waldron	INF	So.	Omaha, Neb.
33	Jake McSteen	LHP	So.	Great Falls, Va.
34	Matt Warren	RHP	Sr.	Omaha, Neb.
35	AJ Johnson	OF	So.	Mountain View, Calif.
37	Connor Curry	LHP	Fr.	Lincoln, Neb.
38	Jake Hohensee	RHP	Jr.	Lincoln, Neb.
39	Mojo Hagge	OF	Fr.	Omaha, Neb.
44	Ben Miller	1B/LHP	Sr.	Clive, Iowa
47	Robbie Palkert	RHP	So.	Golden Valley, Minn.
48	Byron Hood	RHP	So.	Roca, Neb.
55	Ethan Frazier	RHP	So.	Lee's Summit, Mo.



Front row (L-R): Graduate Manager Andrew Christensen, Mojo Hagge, Kennet Sorenson, Nolan Hake, Alex Henwood, Jaxon Hallmark, Aaron Palensky, Mike Addante, Cam Chick, Graduate Manager Michael Pritchard. Second row (L-R): Athletic Trainer Jerry Weber, Assistant Director of Operations Kevin Otto, Drew Gilin, Joe Acker, Angelo Altavilla, Carter Cross, Tyler Martin, Spencer Schwellenbach, Kyle Perry, Shay Schanaman, Director of Operations Tanner Lubach, Equipment Manager Kyle Kotrous, Strength Coach Lucas Novotny. Third row (L-R): Head Coach Darin Erstad, Associate Head Coach Ted Silva, Byron Hood, Ben Klenke, Ethan Frazier, Keegan Watson, Bo Blessie, Ty Roseberry, Paul Tillotson, Luke Roskam, Volunteer Assistant Coach Curtis Ledbetter, Assistant Head Coach Mike Kirby. Fourth row (L-R): Mike Waldron, Connor Curry, Robbie Palkert, Nate Fisher, Max Schreiber, Colby Gomes, Reece Eddins, Gunner Hellstrom, Chad Luensmann, Matt Waldron, Caleb Feekin.

32-24 Overall
15-9 Big Ten
1-2 NCAA Tournament

No.	Name	Pos.	Yr.	Hometown
1	Spencer Schwellenbach	INF/RHP	Fr.	Saginaw, Mich.
2	Jaxon Hallmark	INF/OF	So.	Midland, Texas
3	Alex Henwood	INF	Sr.	Appleton, Wis.
5	Joe Acker	OF	Jr.	Waukesha, Wis.
6	Mike Addante	OF	So.	Algonquin, Ill.
7	Angelo Altavilla	INF	Sr.	Lakeville, Minn.
8	Shay Schanaman	INF/RHP	Fr.	Grand Island, Neb.
10	Matt Waldron	RHP	Sr.	Omaha, Neb.
11	Drew Gilin	INF	Fr.	Omaha, Neb.
13	Chad Luensmann	RHP	Jr.	Altoona, Pa.
14	Kennet Sorenson	C/OF	So.	Stone Mountain, Ga.
16	Nolan Hake	OF	Sr.	Lincoln, Neb.
18	Nate Fisher	LHP	Sr.	Yutan, Neb.
19	Kyle Perry	LHP	Fr.	Omaha, Neb.
20	Paul Tillotson	RHP	So.	Monument, Colo.
21	Brett Hammit	INF	Fr.	Nixa, Mo.
22	Ben Klenke	UTL	Jr.	Seward, Neb.
24	Aaron Palensky	OF	So.	Papillion, Neb.
25	Luke Roskam	C/INF	Jr.	Chaska, Minn.
26	Carter Cross	OF	So.	Fairview, Pa.
28	Keegan Watson	OF	So.	Fountaintown, Ind.
29	Cam Chick	INF	Fr.	Rocheport, Mo.
30	Reece Eddins	RHP	Sr.	Lee's Summit, Mo.
31	Gunner Hellstrom	C	So.	Simi Valley, Calif.
32	Mike Waldron	UTL	Sr.	Omaha, Neb.
33	Blake Peterson	OF	Fr.	Loomis, Calif.
34	Colby Gomes	INF/RHP	Fr.	Omaha, Neb.
37	Connor Curry	LHP	So.	Lincoln, Neb.
38	Ty Roseberry	1B	Jr.	Kearney, Neb.
39	Mojo Hagge	OF	Jr.	Omaha, Neb.
40	Caleb Feekin	LHP	Fr.	Papillion, Neb.
41	Tyler Martin	LHP	Fr.	Webb City, Mo.
43	Gareth Stroh	LHP	Sr.	Kearney, Neb.
44	Bo Blessie	RHP	Fr.	Midland, Texas
45	Trey Kissack	RHP	Jr.	Grand Island, Neb.
47	Robbie Palkert	RHP	Jr.	Golden Valley, Minn.
48	Byron Hood	RHP	Sr.	Roca, Neb.
49	Max Schreiber	RHP	So.	Cardington, Ohio
55	Ethan Frazier	RHP	Sr.	Lee's Summit, Mo.

OKLAHOMA CITY REGIONAL (CHICKASAW BRICKTOWN BALLPARK)

Nebraska 8 - UConn 5

	1	2	3	4	5	6	7	8	9	R	H	E
Nebraska	0	1	4	0	1	1	0	0	1	8	13	0
UConn	2	2	0	0	1	0	0	0	0	5	19	1

W: Palkert (6-3); L: Feole (3-4); S: Gomes (13)

Oklahoma State 6 - Nebraska 5

	1	2	3	4	5	6	7	8	9	R	H	E
Oklahoma State	0	0	0	0	0	1	0	1	4	6	12	0
Nebraska	3	0	2	0	0	0	0	0	0	5	8	1

W: Lyons (5-2); L: Gomes (0-3); S: Leeper (7)

UConn 16 - Nebraska 1

	1	2	3	4	5	6	7	8	9	R	H	E
UConn	1	1	0	1	1	1	0	4	7	16	22	0
Nebraska	0	0	0	1	0	0	0	0	0	1	5	1

W: Dunlop (7-4); L: Eddins (6-4)



Front row (L-R): Director of Player Development Evan Helman, Cam Chick, Logan Foster, Drew Wessel, Brice Matthews, Jaxon Hallmark, Mojo Hagge, Luke Sartori, Efrey Cervantes. Second row (L-R): Student Manager Dan Stara, Student Manager Mitch Ornelas, Trey Kissack, Tyler Palmer, Kyle Perry, Griffin Everitt, Leighton Banjoff, Jack Steil, Max Anderson, Shay Schanaman, Garrett Anglim, Joe Acker, Hunter Cerveny, Graduate Assistant Athletic Trainer Josh Gruber, Strength Coach Bryce Siecko. Third row (L-R): Equipment Manager Kyle Kotrous, Volunteer Assistant Coach Danny Marcuzzo, Head Coach Will Bolt, Spencer Schwellenbach, Tyler Martin, Luke Roskam, Ethan Bradford, Will Walsh, Quinn Mason, Chance Hroch, Braxton Bragg, Koty Frank, Athletic Trainer Jerry Weber, Student Athletic Trainer Jacob Olson. Fourth row (L-R): Director of Operations Curtis Ledbetter, Caleb Feekin, Cade Povich, Gunner Hellstrom, Max Schreiber, Colby Gomes, Jake Bunz, Cam Wynne, Emmett Olson, Assistant Coach Jeff Christy, Assistant Coach Lance Harvell.

34-14 Overall
31-12 Big Ten
Big Ten Regular-Season Champions
3-2 NCAA Tournament

No.	Name	Pos.	Yr.	Hometown
1	Spencer Schwellenbach	INF/RHP	Jr.	Saginaw, Mich.
2	Jaxon Hallmark	INF/OF	Sr.	Midland, Texas
3	Logan Foster	OF	Sr.	Lincoln, Neb.
4	Max Anderson	INF	Fr.	Omaha, Neb.
5	Joe Acker	OF	Sr.	Waukesha, Wis.
8	Shay Schanaman	RHP	Jr.	Grand Island, Neb.
9	Efrey Cervantes	INF	Jr.	Tucson, Ariz.
10	Leighton Banjoff	INF/OF	So.	Sheffield Village, Ohio
11	Jack Steil	INF	Fr.	Cold Spring, Minn.
12	Braxton Bragg	RHP	So.	Kansas City, Mo.
13	Chance Hroch	RHP	Sr.	Temecula, Calif.
14	Brice Matthews	INF	Fr.	Humble, Texas
16	Griffin Everitt	C	Jr.	Lincoln, Neb.
17	Tyler Palmer	OF	Fr.	Columbus, Neb.
18	Garrett Anglim	OF	Fr.	La Vista, Neb.
19	Kyle Perry	LHP	Jr.	Omaha, Neb.
21	Luke Sartori	OF	So.	Lincoln, Neb.
23	Sayer Diederich	OF/LHP	So.	Omaha, Neb.
25	Luke Roskam	C/INF	Sr.	Chaska, Minn.
26	Drew Wessel	C	Fr.	Omaha, Neb.
27	Jake Bunz	LHP	Jr.	Elkhorn, Neb.
28	Koty Frank	RHP	Jr.	Tushka, Okla.
29	Cam Chick	INF	Jr.	Columbia, Mo.
30	Will Walsh	INF/LHP	Fr.	Leawood, Kan.
31	Gunner Hellstrom	C	Sr.	Simi Valley, Calif.
33	Cade Povich	LHP	Jr.	Bellevue, Neb.
34	Colby Gomes	INF/RHP	Jr.	Omaha, Neb.
36	Quinn Mason	RHP	So.	Gretna, Neb.
38	Emmett Olson	LHP	Fr.	Des Plaines, Ill.
39	Mojo Hagge	OF	Sr.	Omaha, Neb.
40	Caleb Feekin	LHP	So.	Papillion, Neb.
41	Tyler Martin	LHP	Jr.	Webb City, Mo.
44	Caleb Bennett	RHP	Fr.	Perris, Calif.
45	Trey Kissack	RHP	Sr.	Grand Island, Neb.
46	Hunter Cerveny	LHP	RFr.	Wilber, Neb.
47	Cam Wynne	RHP	Jr.	Lincoln, Neb.
48	Ethan Bradford	LHP	So.	Lawrence, Kan.
49	Max Schreiber	RHP	Sr.	Cardington, Ohio

FAYETTEVILLE REGIONAL (BAUM-WALKER STADIUM)

Nebraska 8 - Northeastern 6

	1	2	3	4	5	6	7	8	9	R	H	E
Northeastern	0	1	3	0	0	0	0	2	0	6	10	0
Nebraska	0	0	0	3	1	3	1	0	x	8	12	1

W: Frank (3-0); L: Scotti (4-2); S: Schwellenbach (10)

No. 1 Arkansas 5 - Nebraska 1

	1	2	3	4	5	6	7	8	9	R	H	E
Nebraska	0	0	0	0	0	1	0	0	0	1	5	2
Arkansas	1	2	0	0	0	2	0	0	x	5	5	0

W: Wicklander (6-1); L: Hroch (5-3); S: Kopp (11)

Nebraska 18 - NJIT 4

	1	2	3	4	5	6	7	8	9	R	H	E
NJIT	0	0	0	1	0	0	1	2	0	4	5	0
Nebraska	1	0	1	8	6	0	1	1	x	18	19	3

W: Schanaman (5-2); L: Vurpillat (1-6)

Nebraska 5 - No. 1 Arkansas 3

	1	2	3	4	5	6	7	8	9	R	H	E
Arkansas	0	0	3	0	0	0	0	0	0	3	4	3
Nebraska	1	0	1	0	3	0	0	0	x	5	10	2

W: Schwellenbach (3-1); L: Lockhart (3-3)

No. 1 Arkansas 6 - Nebraska 2

	1	2	3	4	5	6	7	8	9	R	H	E
Nebraska	0	1	1	0	0	0	0	0	0	2	4	0
Arkansas	0	0	0	0	1	1	0	4	x	6	6	0

W: Kopp (12-0); L: Frank (3-1)



Front row (L-R): Student Manager Jacob Woolfington, Student Manager Quinn Gossett, Student Manager Max Childress, Evan Borst, Bryce Hughes, Riley Silva, Dylan Hufft, Rans Sanders, Will Jesske, Gabe Swansen, Rhett Stokes, Cayden Brumbaugh, Jalen Worthley, Student Manager Andrew Stubblefield, Student Manager Alex Burbidge, Student Manager Connor Christensen. Second row (L-R): Student Assistant Caleb Feekin, Director of Operations Conor Behrens, Jackson Brockett, Tyler Stone, Matt Evans, Brett Sears, Ben Columbus, Kyle Perry, Ty Horn, Brooks Kneifl, Caleb Clark, Trey Frahm, Bobby Olsen, Cole Evans, Garrett Anglim, Josh Caron, Ian Regal, Kyle Froehlich, Athletic Trainer Tanner Fowler, Graduate Assistant Athletic Trainer Kyle Glick. Third row (L-R): Assistant Coach Mike Sirianni, Assistant Coach Rob Childress, Graduate Manager Gunner Hellstrom, Case Sanderson, Joshua Overbeek, Aaron Manias, Tucker Timmerman, Casey Dais, Ryan Harrahill, Drew Christo, Grant Cleavinger, Carson Jasa, Will Walsh, Dylan Carey, Clay Bradford, Mason McConnaughey, Noah Madsen, Hayden Lewis, Max Buettenback, Head Coach Will Bolt, Assistant Coach Lance Harvell, Strength Coach Bryce Siecko.

40-22 Overall
16-8 Big Ten
Big Ten Tournament Champions
1-2 NCAA Tournament

No.	Name	Pos.	Yr.	Hometown
0	Cayden Brumbaugh	INF	RSo.	Edmond, Okla.
1	Riley Silva	OF	Jr.	Cambridge, Ontario
2	Matt Evans	OF	Fr.	Tillsonburg, Ontario
4	Joshua Overbeek	INF	Jr.	Cincinnati, Ohio
5	Josh Caron	C	Jr.	Sun Prairie, Wis.
6	Dylan Hufft	INF	RSo.	Parkville, Mo.
8	Evan Borst	RHP	Jr.	Des Moines, Iowa
9	Rhett Stokes	INF	Jr.	Roswell, N.M.
10	Ben Columbus	C/INF	Sr.	North Vancouver, B.C.
11	Max Buettenback	OF	Fr.	Lincoln, Neb.
12	Cole Evans	OF	Sr.	Grand Island, Neb.
13	Will Jesske	OF/INF	Fr.	Lincoln, Neb.
14	Case Sanderson	OF/INF	Fr.	Nevada, Mo.
15	Dylan Carey	INF	So.	Castle Rock, Colo.
16	Aaron Manias	INF	Jr.	Uxbridge, Ontario
17	Hayden Lewis	OF/LHP	RFr.	Yutan, Neb.
18	Garrett Anglim	OF	RJr.	La Vista, Neb.
19	Kyle Perry	LHP	Gr.	Omaha, Neb.
20	Ty Horn	RHP	Fr.	Halstead, Kan.
21	Clay Bradford	OF	Sr.	Humble, Texas
23	Bryce Hughes	INF	RJr.	Channelview, Texas
24	Caleb Clark	LHP	So.	Orillia, Ontario
25	Drew Christo	RHP	Jr.	Elkhorn, Neb.
26	Kyle Froehlich	RHP	Sr.	Nipawin, Saskatchewan
27	Noah Madsen	RHP	Fr.	Roseville, Calif.
28	Bobby Olsen	RHP	Gr.	Powdersville, S.C.
30	Will Walsh	UTIL	RJr.	Leawood, Kan.
32	Tucker Timmerman	RHP	Fr.	Beatrice, Neb.
33	Jackson Brockett	LHP	Jr.	Omaha, Neb.
34	Brett Sears	RHP	Sr.	Westphalia, Iowa
35	Ryan Harrahill	RHP	Fr.	Elkhorn, Neb.
36	Grant Cleavinger	LHP	So.	Lawrence, Kan.
37	Ian Regal	LHP	Fr.	Rochester, Minn.
38	Brooks Kneifl	LHP	Fr.	Wayne, Neb.
39	Carson Jasa	RHP	Fr.	Thornton, Colo.
42	Jalen Worthley	LHP	So.	Lincoln, Neb.
44	Gabe Swansen	OF	Jr.	Johnston, Iowa
45	Casey Dais	RHP	Jr.	Webster, Fla.
48	Rans Sanders	RHP	Sr.	Grand Island, Neb.
51	Mason McConnaughey	RHP	So.	Topeka, Kan.
54	Trey Frahm	RHP	Jr.	Elkhorn, Neb.
55	Tyler Stone	INF	Jr.	Scottsdale, Ariz.

STILLWATER REGIONAL (O'BRATE STADIUM)

Florida 5 - Nebraska 2

	1	2	3	4	5	6	7	8	9	R	H	E
Florida	1	0	2	0	0	0	0	1	1	5	14	0
Nebraska	1	0	0	0	0	1	0	0	0	2	8	0

W: Peterson (3-4); L: Sears (9-1); S: Neely (1)

Nebraska 7 - Niagara 5

	1	2	3	4	5	6	7	8	9	R	H	E
Nebraska	0	0	3	0	2	1	1	0	0	7	8	2
Niagara	3	1	0	0	1	0	0	0	0	5	7	1

W: McConnaughey (9-3); L: Minckler (5-2); S: Worthley (1)

Florida 17 - Nebraska 11

	1	2	3	4	5	6	7	8	9	R	H	E
Nebraska	2	2	0	0	0	2	0	3	2	11	11	3
Florida	2	5	0	0	0	4	6	0	0	17	16	0

W: Slater (5-2); L: Brockett (3-3)



Front row (L-R): Student Manager Tyler Hunt, Student Manager Max Childress, Devin Nunez, Cayden Brumbaugh, Rhett Stokes, Chase Olson, Hogan Helligso, Cael Frost, Gabe Swansen, Cymbalista, Will Jesske, Jalen Worthley, Student Manager Andrew Stubblefield, Student Manager Alex Burbidge, Student Manager Connor Christensen. Second row (L-R): Assistant Athletic Trainer Kyle Glick, Athletic Trainer Tanner Fowler, Graduate Manager Cole Evans, Riley Silva, Kanon Sundgren, Colin Nowaczyk, Ty Horn, TJ Coats, Caleb Clark, Joshua Overbeek, Aiden Lieser, Jackson Brockett, Case Sanderson, Aiden White, Max Buettenback, Robby Bolin, Hayden Lewis, Director of Operations Conor Behrens, Strength Coach Garrett Plumlee. Third row (L-R): Director of Player Development Derek Roy, Assistant Coach Mike Sirianni, Tucker Timmerman, Tyler Stone, Jaron Cotton, Pryce Bender, Gavin Blachowicz, J'Shawn Unger, Will Walsh, Carson Jasa, Grant Cleavinger, Drew Christo, Blake Encarnacion, Ryan Harrahill, Casey Daiss, Luke Broderick, Mason McConnaughey, Dylan Carey, Assistant Coach Lance Harvell, Assistant Coach Rob Childress, Head Coach Will Bolt.

33-29 Overall
15-15 Big Ten
Big Ten Tournament Champions
1-2 NCAA Tournament

No.	Name	Pos.	Yr.	Hometown
0	Cayden Brumbaugh	INF	RJr.	Edmond, Okla.
1	Riley Silva	OF	Sr.	Cambridge, Ontario
4	Joshua Overbeek	INF	Sr.	Cincinnati, Ohio
5	Robby Bolin	OF	Jr.	Topeka, Kan.
6	Pryce Bender	RHP	Fr.	Edmond, Okla.
9	Rhett Stokes	INF	Sr.	Roswell, N.M.
10	Hogan Helligso	C	Sr.	Elkhorn, Neb.
11	Max Buettenback	OF	So.	Lincoln, Neb.
12	Cael Frost	OF	Sr.	Gilbertville, Iowa
13	Will Jesske	UTIL	So.	Lincoln, Neb.
14	Case Sanderson	INF	So.	Nevada, Mo.
15	Dylan Carey	INF	Jr.	Castle Rock, Colo.
16	Devin Nunez	INF	Fr.	Navasota, Texas
17	Hayden Lewis	OF	RSo.	Yutan, Neb.
18	Kanon Sundgren	C	Jr.	Silsbee, Texas
20	Ty Horn	RHP	So.	Halstead, Kan.
21	Jaron Cotton	INF	Jr.	Leander, Texas
23	Blake Encarnacion	RHP	Fr.	Friendswood, Texas
24	Caleb Clark	LHP	Jr.	Orillia, Ontario
25	Drew Christo	RHP	Sr.	Elkhorn, Neb.
26	TJ Coats	RHP	So.	Overland Park, Kan.
28	Luke Broderick	RHP	Jr.	Omaha, Neb.
30	Will Walsh	LHP	RSr.	Leawood, Kan.
32	Tucker Timmerman	RHP	So.	Beatrice, Neb.
33	Jackson Brockett	LHP	Sr.	Omaha, Neb.
34	Colin Cymbalista	C	Jr.	Pickering, Ontario
35	Ryan Harrahill	RHP	So.	Elkhorn, Neb.
36	Grant Cleavinger	LHP	Jr.	Lawrence, Kan.
37	J'Shawn Unger	RHP	Fr.	Blair, Neb.
39	Carson Jasa	RHP	RFr.	Thornton, Colo.
41	Chase Olson	LHP	Fr.	Raymore, Mo.
42	Jalen Worthley	LHP	Jr.	Lincoln, Neb.
43	Aiden Lieser	RHP	Fr.	Lino Lakes, Minn.
44	Gabe Swansen	OF	Sr.	Johnston, Iowa
45	Casey Daiss	RHP	Sr.	Webster, Fla.
46	Aiden White	LHP	Fr.	Prosper, Texas
47	Colin Nowaczyk	LHP	Fr.	Elkhorn, Neb.
50	Gavin Blachowicz	RHP	Fr.	Olathe, Kan.
51	Mason McConnaughey	RHP	Jr.	Topeka, Kan.
55	Tyler Stone	INF	Sr.	Scottsdale, Ariz.

CHAPEL HILL REGIONAL (BOSHAMER STADIUM)

Oklahoma 7 - Nebraska 4

	1	2	3	4	5	6	7	8	9	R	H	E
Nebraska	0	0	0	0	0	0	0	4	0	4	6	1
Oklahoma	0	2	1	0	1	0	3	0	0	7	11	2

W: Witherspoon (4-8); L: Brockett (4-4); S: Crooks (1)

Nebraska 4 - Holy Cross 1

	1	2	3	4	5	6	7	8	9	R	H	E
Holy Cross	0	0	0	0	1	0	0	0	0	1	5	0
Nebraska	0	0	0	0	2	0	1	1	0	4	10	0

W: Horn (4-4); L: Wywoda (9-3); S: Broderick (13)

Oklahoma 17 - Nebraska 1

	1	2	3	4	5	6	7	8	9	R	H	E
Oklahoma	3	0	6	1	0	5	0	2	0	17	18	1
Nebraska	0	0	0	0	0	1	0	0	0	1	6	5

W: Crossland (5-5); L: Walsh (4-8)



The following is a list of all Nebraska draftees since 1965. The Major League Baseball First-Year Player Draft began in 1965, while the secondary phase, which was for players who were drafted but did not sign, was in effect until 1987.

Year	Name	Club	Round
1965	Stan Bahnsen	New York Yankees	8th
1966	Gary Neibauer	Atlanta Braves	2nd
1967	Bob Churchich	Atlanta Braves	31st
1972	Gene Stohs !	Chicago White Sox	3rd
1973	Gene Stohs #	Cleveland Indians	2nd
1978	Tim Carroll	Chicago Cubs	26th
1979	Jim McManus #	Chicago Cubs	2nd
	Jeff Hunter !	Baltimore Orioles	9th
	Pete O'Brien	Texas Rangers	15th
	Val Primante	Houston Astros	17th
	Joe Scherger !	New York Mets	22nd
1980	Tim Burke	Pittsburgh Pirates	2nd
	Stan Haas	Texas Rangers	14th
	Jeff Hunter	Boston Red Sox	25th
	Joe Scherger	San Diego Padres	26th
1981	Chris Chavez	Los Angeles Dodgers	17th
	Mike Harlander	New York Mets	31st
1982	Steve Stanicek	S.F. Giants	1st (No. 11)
	Steve Gehrke !	Los Angeles Dodgers	12th
	Roger Hill	Seattle Mariners	14th
	John Mason	Toronto Blue Jays	20th
	Todd Oakes !	Chicago White Sox	22nd
	Dan Boever !	Toronto Blue Jays	23rd
1983	Bob Sebra	Texas Rangers	5th
	Dan Boever	Cincinnati Reds	8th
	Matt Butcher	Minnesota Twins	14th
	Anthony Kelley	Houston Astros	18th
	Turner Gill !	New York Yankees	18th
	Todd Oakes	San Francisco Giants	20th
	Jeff Anderson !	Oakland Athletics	20th
	Steve Gehrke	San Francisco Giants	32nd
	Ben Amaya	Seattle Mariners	33rd
1984	Jeff Anderson	Chicago White Sox	16th
1985	Bill McGuire	Seattle Mariners	1st (No. 27)
	Jeffrey Mays	Toronto Blue Jays	5th
	Mark Davis	Minnesota Twins	8th
	Jeff Carter	San Francisco Giants	9th
	Mike Duncan	Oakland Athletics	10th
	Burt Beattie !	Minnesota Twins	29th
1986	Kip Gross	New York Mets	4th
	Paul Meyers	San Francisco Giants	4th
	Phil Harrison	Chicago Cubs	16th
	Larry Mims	Baltimore Orioles	16th
	Burt Beattie	Minnesota Twins	30th
1987	Joel Sealer !	New York Yankees	36th
1988	Pat Leinen !	New York Mets	9th
	Tim Pettengill	St. Louis Cardinals	22nd
	John Lепley	St. Louis Cardinals	24th
	Joe Federico	St. Louis Cardinals	30th
	John Kohli	Seattle Mariners	38th
1989	Pat Leinen	Baltimore Orioles	26th
	Ken Sirak	Philadelphia Phillies	35th
1990	Bobby Benjamin	Milwaukee Brewers	4th
	Shawn Buchanan!	Pittsburgh Pirates	31st
	Kevin Jordan	New York Yankees	17th
	Dale Kistaitis	Toronto Blue Jays	26th
1991	Shawn Buchanan	Chicago White Sox	25th
	Brian McArn	Oakland Athletics	26th
1993	Marc Sagmoen	Texas Rangers	13th
	Casey Deskins	Florida Marlins	70th
1994	Troy Brohawn	San Francisco Giants	4th
	Derek Dukart	New York Yankees	19th
1995	Darin Erstad	California Angels	1st (No. 1)
	Alvie Shepherd	Baltimore Orioles	1st (No. 21)
	Jed Dalton	California Angels	19th
	Craig Sanders	Kansas City Royals	35th
1996	Mel Motley	Cleveland Indians	29th
1997	Todd Sears	Colorado Rockies	3rd
	Patrick Driscoll	Philadelphia Phillies	24th
	Steve Fish	Anaheim Angels	22nd
1998	Bryan Schmidt	San Diego Padres	32nd
	Matt Schultdt	Tampa Bay Devil Rays	33rd
1999	Ken Harvey	Kansas City Royals	5th
	Brian Johnson	Kansas City Royals	24th
2000	Jamal Strong	Seattle Mariners	6th
	Adam Shabala	San Francisco Giants	10th
	Andy Bent	Atlanta Braves	16th
	Justin Cowan	Kansas City Royals	20th
	Scott Fries	Chicago Cubs	25th
	Trevor Bullock	Philadelphia Phillies	27th
2001	Adam Stern	Atlanta Braves	3rd
	John Cole	Seattle Mariners	5th
	Dan Johnson	Oakland Athletics	7th
	Thom Ott	Los Angeles Dodgers	10th
	Brian Rodaway	Houston Astros	16th
	Shane Komine !	St. Louis Cardinals	19th
	R.D. Spiehs	San Francisco Giants	33rd
	Matt Hopper !	San Francisco Giants	36th
2002	Jeff Leise !	Anaheim Angels	7th
	Shane Komine	Oakland Athletics	9th
	Waylon Byers	Florida Marlins	21st
	Jed Morris	Oakland Athletics	36th
2003	Aaron Marsden	Colorado Rockies	3rd
	Matt Hopper	Philadelphia Phillies	10th
	Jeff Leise	San Diego Padres	12th
	Jason Burch	St. Louis Cardinals	21st
	Drew Anderson	Milwaukee Brewers	24th
2004	Justin Pekarek	Cleveland Indians	8th
	Jake Mullinax	St. Louis Cardinals	14th
	Mike Sillman	St. Louis Cardinals	21st
	Dustin Timm !	Milwaukee Brewers	26th
	Phil Shirek !	Cleveland Indians	44th
	Quinton Robertson	St. Louis Cardinals	44th
2005	Alex Gordon	Kansas City Royals	1st (No. 2)
	Brian Duensing	Minnesota Twins	3rd
	Zach Kroenke	New York Yankees	5th
	Joe Simokaitis	Chicago Cubs	10th
	Curtis Ledbetter	Seattle Mariners	18th
	Brett Jensen !	Washington Nationals	23rd
2006	Joba Chamberlain	New York Yankees	1st (No. 41)
	Jeff Christy	Minnesota Twins	6th
	Luke Gorsett	St. Louis Cardinals	7th
	Brett Jensen	Detroit Tigers	14th
	Tony Watson !	Baltimore Orioles	17th
	Ryan Wehrle !	Cincinnati Reds	18th
	Brandon Buckman	St. Louis Cardinals	19th
	Jared Cranston	San Francisco Giants	34th
2007	Drew Bowman	Cincinnati Reds	5th
	Matt Foust	Pittsburgh Pirates	6th
	Tony Watson	Pittsburgh Pirates	9th
	Luke Wertz	Philadelphia Phillies	13th
	Steve Edliefsen	San Francisco Giants	16th
	Andrew Brown	St. Louis Cardinals	18th
	Charlie Shirek	Chicago White Sox	23rd
	Thad Weber !	Cincinnati Reds	35th
2008	Aaron Pribanic	Seattle Mariners	3rd
	Dan Jennings	Florida Marlins	9th
	Jake Opitz	Chicago Cubs	12th
	Johnny Dorn	Florida Marlins	15th
	Thad Weber	Detroit Tigers	16th
	Mitch Abeita	New York Yankees	19th
	Zach Herr	San Diego Padres	38th
2009	Mike Nesseth !	Los Angeles Angels	15th
	Jeff Tezak	Chicago White Sox	24th
	Adam Bailey !	New York Yankees	38th
2010	Michael Mariot	Kansas City Royals	8th
	Ryan Hughes	Oakland Athletics	16th
	Mike Nesseth	Philadelphia Phillies	17th
	Adam Bailey	Houston Astros	23rd
	Sean Yost !	Boston Red Sox	24th
2011	Cody Asche	Philadelphia Phillies	4th
	Casey Hauptman	New York Mets	26th
	Kash Kalkowski !	Kansas City Royals	50th
2012	Travis Huber	Minnesota Twins	23rd
	Kale Kiser	Chicago White Sox	23rd
	Richard Stock	Cleveland Indians	23rd
	Khiry Cooper	Boston Red Sox	25th
	Chad Christensen !	Miami Marlins	35th
2013	Chad Christensen	Minnesota Twins	25th
2014	Pat Kelly	Minnesota Twins	12th
	Aaron Bummer	Chicago White Sox	19th
	Zach Hirsch	Milwaukee Brewers	19th
2015	Tanner Lubach	L.A. Angels of Anaheim	9th
	Blake Headley	Chicago Cubs	20th
	Josh Roeder	New York Yankees	21st
	Colton Howell !	San Diego Padres	27th
2016	Ryan Boldt	Tampa Bay Rays	2nd
	Max Knutson	Baltimore Orioles	12th
	Ben Miller !	Pittsburgh Pirates	32nd
2017	Jake Meyers	Houston Astros	13th
	Luis Alvarado !	Seattle Mariners	13th
	Scott Schreiber !	Tampa Bay Rays	26th
2018	Scott Schreiber	Houston Astros	9th
	Jesse Wilkening	Philadelphia Phillies	14th
	Luis Alvarado	Los Angeles Angels	17th
2019	Matt Waldron	Cleveland Indians	18th
2020	No players drafted. Five-round draft due to COVID-19.		
2021	Spencer Schwellenbach	Atlanta Braves	2nd
	Cade Povich	Minnesota Twins	3rd
	Cam Wynne	Philadelphia Phillies	20th
2023	Brice Matthews	Houston Astros	1st
	Max Anderson	Detroit Tigers	2nd
	Emmett Olson	Miami Marlins	4th
	Jace Kaminska	Colorado Rockies	10th
2024	Josh Caron	Seattle Mariners	4th
	Brett Sears	Atlanta Braves	7th
2025	Mason McConaughy	Texas Rangers	4th
	Luke Broderick	Colorado Rockies	14th

! - Drafted, but did not sign; # - January Secondary Phase

BY ORGANIZATION

Atlanta: Gary Neibauer (1966), Bob Churchich (1967), Andy Bent (2000), Adam Stern (2001), Spencer Schwellenbach (2021), Brett Sears (2024)

Baltimore: Jeff Hunter (1979), Larry Mims (1986), Pat Leinen (1989), Alvie Shepherd (1995), Tony Watson (2006), Max Knutson (2016)

Boston: Jeff Hunter (1980), Sean Yost (2010), Khiry Cooper (2012)

Chicago-AL: Gene Stohs (1972), Todd Oakes (1982), Jeff Anderson (1984), Shawn Buchanan (1991), Charlie Shirek (2007), Jeff Tezak (2009), Kale Kiser (2012), Aaron Bummer (2014)

Chicago-NL: Tim Carroll (1978), Jim McManus (1979), Phil Harrison (1986), Scott Fries (2000), Joe Simokaitis (2005), Jake Opitz (2008), Blake Headley (2015)

Cincinnati: Dan Boever (1983), Ryan Wehrle (2006), Drew Bowman (2007), Thad Weber (2007)

Cleveland: Gene Stohs (1973), Mel Motley (1996), Justin Pekarek (2004), Phil Shirek (2004), Richard Stock (2012), Matt Waldron (2019)

Colorado: Todd Sears (1997), Aaron Marsden (2003), Jace Kaminska (2023), Luke Broderick (2025)

Detroit: Brett Jensen (2006), Thad Weber (2008), Max Anderson (2023)

Houston: Val Primante (1979), Anthony Kelley (1983), Brian Rodaway (2001), Adam Bailey (2010), Jake Meyers (2017), Scott Schreiber (2018), Brice Matthews (2023)

Kansas City: Craig Sanders (1995), Ken Harvey (1999), Brian Johnson (1999), Justin Cowan (2000), Alex Gordon (2005), Michael Mariot (2010), Kash Kalkowski (2011)

Los Angeles-AL: Darin Erstad (1995), Jed Dalton (1995), Steve Fish (1997), Jeff Leise (2002), Mike Nesseseth (2009), Tanner Lubach (2015), Luis Alvarado (2018)

Los Angeles-NL: Chris Chavez (1981), Steve Gehrke (1982), Thom Ott (2001)

Miami: Casey Deskins (1993), Waylon Byers (2002), Dan Jennings (2008), Johnny Dorn (2008), Chad Christensen (2012), Emmett Olson (2023)

Milwaukee: Bobby Benjamin (1990), Drew Anderson (2003), Dustin Timm (2004), Zach Hirsch (2014)

Minnesota: Matt Butcher (1983), Mark Davis (1985), Burt Beattie (1985), Burt Beattie (1986), Brian Duensing (2005), Jeff Christy (2006), Travis Huber (2012), Chad Christensen (2013), Pat Kelly (2014), Cade Povich (2021)

New York-AL: Stan Bahnsen (1965), Turner Gill (1983), Joel Sealer (1987), Kevin Jordan (1990), Derek Dukart (1994), Zach Kroenke (2005), Joba Chamberlain (2006), Mitch Abeita (2008), Adam Bailey (2009), Josh Roeder (2015)

New York-NL: Joe Scherger (1979), Mike Harlander (1981), Kip Gross (1986), Pat Leinen (1988), Casey Hauptman (2011)

Oakland: Jeff Anderson (1983), Mike Duncan (1985), Brian McArn (1991), Dan Johnson (2001), Shane Komine (2002), Jed Morris (2002), Ryan Hughes (2010)

Philadelphia: Ken Sirak (1989), Patrick Driscoll (1997), Trevor Bullock (2000), Matt Hopper (2003), Luke Wertz (2007), Mike Nesseseth (2010), Cody Asche (2011), Jesse Wilkening (2018), Cam Wynne (2021)

Pittsburgh: Tim Burke (1980), Shawn Buchanan (1990), Matt Foust (2007), Tony Watson (2007), Ben Miller (2016)

San Diego: Joe Scherger (1980), Bryan Schmidt (1998), Jeff Leise (2003), Zach Herr (2008), Colton Howell (2015)

San Francisco: Steve Stanicek (1982), Todd Oakes (1983), Steve Gehrke (1983), Jeff Carter (1985), Paul Meyers (1986), Troy Brohawn (1994), Adam Shabala (2000), R.D. Spiehs (2001), Matt Hopper (2001), Jared Cranston (2006), Steve Edlefsen (2007)

Seattle: Roger Hill (1982), Ben Amaya (1983), Bill McGuire (1985), John Kohli (1988), Jamal Strong (2000), John Cole (2001), Curtis Ledbetter (2005), Aaron Pribanic (2008), Luis Alvarado (2017), Josh Caron (2024)

St. Louis: Tim Pettengill (1988), John Lepley (1988), Joe Federico (1988), Shane Komine (2001), Jason Burch (2003), Jake Mullinax (2004), Mike Sillman (2004), Quinton Robertson (2004), Luke Gorsett (2006), Brandon Buckman (2006), Andrew Brown (2007)

Tampa Bay: Matt Schuldt (1998), Ryan Boldt (2016), Scott Schreiber (2017)

Texas: Pete O'Brien (1979), Stan Haas (1980), Bob Sebra (1983), Marc Sagmoen (1993), Mason McConnaughey (2025)

Toronto: John Mason (1982), Dan Boever (1982), Jeffrey Mays (1985), Dale Kistaitis (1990)

Washington: Brett Jensen (2005)

BY ROUND

First: Steve Stanicek (1982), Bill McGuire (1985), Darin Erstad (1995), Alvie Shepherd (1995), Alex Gordon (2005), Joba Chamberlain (2006), Brice Matthews (2023)

Second: Gary Neibauer (1966), Tim Burke (1980), Ryan Boldt (2016), Spencer Schwellenbach (2021), Max Anderson (2023)

Third: Gene Stohs (1972), Todd Sears (1997), Adam Stern (2001), Aaron Marsden (2003), Brian Duensing (2005), Aaron Pribanic (2008), Cade Povich (2021)

Fourth: Kip Gross (1986), Paul Meyers (1986), Bobby Benjamin (1990), Troy Brohawn (1994), Cody Asche (2011), Emmett Olson (2023), Josh Caron (2024), Mason McConnaughey (2025)

Fifth: Bob Sebra (1983), Jeffrey Mays (1985), Ken Harvey (1999), John Cole (2001), Zach Kroenke (2005), Drew Bowman (2007)

Sixth: Jamal Strong (2000), Jeff Christy (2006), Matt Foust (2007)

Seventh: Dan Johnson (2001), Jeff Leise (2002), Luke Gorsett (2006), Brett Sears (2024)

Eighth: Stan Bahnsen (1965), Dan Boever (1983), Mark Davis (1985), Justin Pekarek (2004), Michael Mariot (2010)

Ninth: Jeff Hunter (1979), Jeff Carter (1985), Pat Leinen (1988), Shane Komine (2002), Tony Watson (2007), Dan Jennings (2008), Tanner Lubach (2015), Scott Schreiber (2018)

Tenth: Mike Duncan (1985), Adam Shabala (2000), Thom Ott (2001), Matt Hopper (2003), Joe Simokaitis (2005), Jace Kaminska (2023)

11-20: Pete O'Brien (1979), Val Primante (1979), Stan Haas (1980), Chris Chavez (1981), Steve Gehrke (1982), Roger Hill (1982), John Mason (1982), Matt Butcher (1983), Anthony Kelley (1983), Turner Gill (1983), Todd Oakes (1983), Jeff Anderson (1983), Jeff Anderson (1984), Phil Harrison (1986), Larry Mims (1986), Kevin Jordan (1990), Marc Sagmoen (1993), Derek Dukart (1994), Jed Dalton (1995), Brian Johnson (1999), Andy Bent (2000), Justin Cowan (2000), Brian Rodaway (2001), Shane Komine (2001), Jeff Leise (2003), Jake Mullinax (2004), Curtis Ledbetter (2005), Brett Jensen (2006), Tony Watson (2006), Ryan Wehrle (2006), Brandon Buckman (2006), Luke Wertz (2007), Steve Edlefsen (2007), Andrew Brown (2007), Jake Opitz (2008), Johnny Dorn (2008), Thad Weber (2008), Mitch Abeita (2008), Mike Nesseseth (2009), Ryan Hughes (2010), Mike Nesseseth (2010), Pat Kelly (2014), Aaron Bummer (2014), Zach Hirsch (2014), Blake Headley (2015), Max Knutson (2016), Jake Meyers (2017), Luis Alvarado (2018), Jesse Wilkening (2018), Luis Alvarado (2018), Matt Waldron (2019), Cam Wynne (2021), Luke Broderick (2025)

21-30: Tim Carroll (1978), Joe Scherger (1979), Jeff Hunter (1980), Joe Scherger (1980), Todd Oakes (1982), Dan Boever (1982), Burt Beattie (1985), Burt Beattie (1986), Tim Pettengill (1988), John Lepley (1988), Joe Federico (1988), Pat Leinen (1989), Dale Kistaitis (1990), Shawn Buchanan (1991), Brian McArn (1991), Mel Motley (1996), Patrick Driscoll (1997), Steve Fish (1997), Scott Fries (2000), Waylon Byers (2002), Jason Burch (2003), Drew Anderson (2003), Mike Sillman (2004), Dustin Timm (2004), Brett Jensen (2005), Charlie Shirek (2007), Jeff Tezak (2009), Adam Bailey (2010), Sean Yost (2010), Casey Hauptman (2011), Travis Huber (2012), Kale Kiser (2012), Richard Stock (2012), Khiry Cooper (2012), Chad Christensen (2013), Josh Roeder (2015), Colton Howell (2015), Scott Schreiber (2017)

31-40: Bob Churchich (1967), Mike Harlander (1981), Steve Gehrke (1983), Ben Amaya (1983), Joel Sealer (1987), John Kohli (1988), Ken Sirak (1989), Shawn Buchanan (1990), Craig Sanders (1995), Bryan Schmidt (1998), Matt Schuldt (1998), R.D. Spiehs (2001), Matt Hopper (2001), Jed Morris (2002), Jared Cranston (2006), Thad Weber (2007), Zach Herr (2008), Adam Bailey (2009), Chad Christensen (2012), Ben Miller (2016)

41-50: Phil Shirek (2004), Quinton Robertson (2004), Kash Kalkowski (2011)

51+: Casey Deskins (1993)

BY ROUND (SECONDARY DRAFT)

Second: Gene Stohs (1973), Jim McManus (1979)

42 HUSKERS HAVE PLAYED IN A MAJOR LEAGUE BASEBALL GAME**Drew Anderson (2001-03)****MLB Career: 2006**

Milwaukee Brewers (2006)

Cody Asche (2009-11)**MLB Career: 2013-17**

Philadelphia Phillies (2013-16), Chicago White Sox (2017)

Stan Bahnsen (1965)**MLB Career: 1966-82**

New York Yankees (1966-71), Chicago White Sox (1972-75), Oakland Athletics (1975-77), Montreal Expos (1977-81), California Angels (1982), Philadelphia Phillies (1982)

Troy Brohawn (1992-94)**MLB Career: 2001-03**

Arizona Diamondbacks (2001), San Francisco Giants (2002), Los Angeles Dodgers (2003)

Andrew Brown (2006-07)**MLB Career: 2011-14**

St. Louis Cardinals (2011), Colorado Rockies (2012), New York Mets (2013-14)

Aaron Bummer (2012-14)**MLB Career: 2017-Present**

Chicago White Sox (2017-23), Atlanta Braves (2024-Pres.)

Tim Burke (1978-80)**MLB Career: 1985-92**

Montreal Expos (1985-91), New York Mets (1991-92), New York Yankees (1992)

Bob Cerv (1947-50)**MLB Career: 1951-62**

Kansas City Athletics (1957-60), New York Yankees (1951-56, 1960-61), Los Angeles Angels (1961), Houston Astros (1962)

Joba Chamberlain (2005-06)**MLB Career: 2007-16**

New York Yankees (2007-13), Detroit Tigers (2014-15), Kansas City Royals (2015), Cleveland Indians (2016)

Brian Duensing (2002-05)**MLB Career: 2009-18**

Minnesota Twins (2009-15), Baltimore Orioles (2016), Chicago Cubs (2017-18)

Steve Edlefsen (2006-07)**MLB Career: 2011-12**

San Francisco Giants

Darin Erstad (1993-95)**MLB Career: 1996-2009**

Los Angeles Angels (1996-06), Chicago White Sox (2007), Houston Astros (2008-09)

Nate Fisher (2015-19)**MLB Career: 2022**

New York Mets (2022)

Alex Gordon (2003-05)**MLB Career: 2007-2020**

Kansas City Royals (2007-20)

Kip Gross (1986)**MLB Career: 1990-93, 1999-2000**

Cincinnati Reds (1990-92), Los Angeles Dodgers (1993), Boston Red Sox (1999), Houston Astros (2000)

Ken Harvey (1997-99)**MLB Career: 2001-05**

Kansas City Royals (2001-05)

Dan Jennings (2006-08)**MLB Career: 2012-2019**

Miami Marlins (2012-14), Chicago White Sox (2015-17), Tampa Bay Rays (2017), Milwaukee Brewers (2018), Washington Nationals (2019)

Dan Johnson (2000-01)**MLB Career: 2005-15**

Oakland Athletics (2005-08), Tampa Bay Rays (2008-11), Chicago White Sox (2012), Baltimore Orioles (2013), Toronto Blue Jays (2014), St. Louis Cardinals (2015)

Kevin Jordan (1990)**MLB Career: 1995-2001**

Philadelphia Phillies (1995-2001)

Shane Komine (1999-2002)**MLB Career: 2006-07**

Oakland Athletics (2006-07)

Zach Kroenke (2003-05)**MLB Career: 2010-11**

Arizona Diamondbacks (2010-11)

Ryan Kurosaki (1971-73)**MLB Career: 1975**

St. Louis Cardinals (1975)

Michael Mariot (2008-10)**MLB Career: 2014-16**

Kansas City Royals (2014-15), Philadelphia Phillies (2016)

Brice Matthews (2021-23)**MLB Career: 2025**

Houston Astros (2025)

Bill McGuire (1983-85)**MLB Career: 1988-89**

Seattle Mariners (1988-89)

Jake Meyers (2015-17)**MLB Career: 2021-Pres.**

Houston Astros (2021-Pres.)

Gary Neibauer (1965-66)**MLB Career: 1969-73**

Atlanta Braves (1969-73), Philadelphia Phillies (1973)

Pete O'Brien (1978-79)**MLB Career: 1982-93**

Texas Rangers (1982-88), Cleveland Indians (1989), Seattle Mariners (1990-93)

Cade Povich (2020-21)**MLB Career: 2024-Pres.**

Baltimore Orioles (2024-Pres.)

Ken Ramos (1987-89)**MLB Career: 1997**

Houston Astros (1997)

Marc Sagmoen (1992-93)**MLB Career: 1997**

Texas Rangers (1997)

Spencer Schwellenbach (2019-21)**MLB Career: 2024-Pres.**

Atlanta Braves (2024-Pres.)

Todd Sears (1995-97)**MLB Career: 2002-03**

Minnesota Twins (2002-03), San Diego Padres (2003)

Bob Sebra (1981-83)**MLB Career: 1985-90**

Montreal Expos (1986-87), Texas Rangers (1985), Philadelphia Phillies (1988-89), Cincinnati Reds (1989), Milwaukee Brewers (1990)

Adam Shabala (1999-2000)**MLB Career: 2005**

San Francisco Giants (2005)

Dwight Siebler (1957-58)**MLB Career: 1963-67**

Minnesota Twins (1963-67)

Steve Stanicek (1980-82)**MLB Career: 1987, 1989**

Milwaukee Brewers (1987), Philadelphia Phillies (1989)

Adam Stern (1999-2001)**MLB Career: 2005-07; 2010**

Boston Red Sox (2005-06), Baltimore Orioles (2007), Milwaukee Brewers (2010)

Jamal Strong (1999-2000)**MLB Career: 2003, 2005**

Seattle Mariners (2003, 2005)

Matt Waldron (2016-19)**MLB Career: 2023-25**

San Diego Padres (2023-25)

Tony Watson (2005-07)**MLB Career: 2011-21**

Pittsburgh Pirates (2011-17), Los Angeles Dodgers (2017), San Francisco Giants (2018-21), Los Angeles Angels (2021)

Thad Weber (2007-08)**MLB Career: 2012-13**

Detroit Tigers (2012), San Diego Padres (2013), Toronto Blue Jays (2013)

SEASON

Most Games	72 (2005)
Most Victories	57 (2005)
Most Losses	35 (1997)
Best Winning Percentage791 (57-15) (2005)
Longest Win Streak	26 (1983)

HITTING

Most At-Bats	2,448 (2005)
Most Runs Scored	676 (1985)
Most Hits	787 (2001)
Most Doubles	154 (2002)
Most Triples	38 (1980)
Most Home Runs	97 (2023)
Most Total Bases	1,228 (1985)
Most Runs Batted In	603 (1985)
Most Sacrifice Hits	47 (1985)
Most Bases on Balls	565 (1988)
Most Strikeouts	534 (2024)
Most Stolen Bases	196 (1984)
Most Double Plays	80 (1988)
Highest Batting Average339 (1985)
Highest Slugging Percentage548 (1985)

PITCHING & FIELDING

Most Innings Pitched	643.0 (2005)
Most Saves	23 (2005)
Lowest Earned Run Average	2.64 (1965)
Most Complete Games	31 (1980)
Most Shutouts	15 (1979)
Most Strikeouts of Opponent	538 (2005)
Fewest Hits per Nine Innings	5.10 (1965)
Fewest Walks per Nine Innings	2.46 (2000)
Highest Fielding Percentage981 (2013)

GAME

Longest Game by Inn	22, vs. Colorado (L, 2-1), 4/26/74
Most At-Bats	77, vs. Colorado, 4/26/74
Most Runs Scored	50, vs. Chicago State, 3/16/99
Most Runs Scored, Inning	17, vs. Washington (4th), 3/20/95
Most Runs Scored, Opponent	37, vs. Oklahoma State, 4/8/95
Most Hits	35, vs. Chicago State, 3/16/99
Most Doubles	11, vs. Creighton, 5/18/10
Most Home Runs	9, vs. Chicago State, 3/16/99
Most Consecutive Home Runs	3, vs. Iowa State, 5/15/94
Most Total Bases	73, vs. Chicago State, 3/16/99
Most Runs Batted In	48, vs. Chicago State, 3/16/99
Most Bases on Balls	19, vs. Fort Hays State, 3/18/89
.....	19, vs. Northwest Missouri State, 3/4/87
Most Strikeouts	21, vs. UCLA, 3/5/11
Most Strikeouts, of opp	22, vs. UL-Lafayette (15 inn.), 2/20/09



CAREER

Table with 2 columns: Record Name and Value/Player. Includes Most Games (.254, Matt Hopper), Highest Batting Average (.451, Marc Sagmoen), Most At-Bats (966, Matt Hopper), Most Runs Scored (246, Matt Hopper), Most Hits (338, Matt Hopper), Most Doubles (56, Will Bolt), Most Triples (21, Shawn Buchanan), Most Home Runs (64, Matt Hopper), Most Total Bases (591, Matt Hopper), Most Runs Batted In (271, Matt Hopper), Most Stolen Bases (103, Jeff Carter), Most Innings Pitched (431.0, Shane Komine), Most Victories, pitcher (41, Shane Komine), Most Saves (33, Josh Roeder), Lowest ERA (Min. 40 inn.) (1.78, Ben Amaya), Most Strikeouts (510, Shane Komine).

SEASON

Table with 2 columns: Record Name and Value/Player. Includes Most Games (72, Alex Gordon), Highest Batting Average (.478, Ken Harvey), Longest Hit Streak (38, Francis Collins), Most At-Bats (294, Jeff Leise), Most Runs Scored (100, Ken Ramos), Most Hits (109, Jeff Leise), Most Doubles (27, Cody Asche), Most Triples (9, Shawn Buchanan), Most Home Runs (25, Dan Johnson), Highest Slugging Percentage (.930, Steve Stanicek), Most Total Bases (201, Jed Morris), Most Runs Batted In (90, Jed Morris), Most Bases on Balls (91, Bobby Benjamin), Most Strikeouts (159, Shane Komine), Most Stolen Bases (60, Scott Hooper), Most Games Pitched (36, Mike Bellows), Most Innings Pitched (131.2, Shane Komine), Most Victories (14, Shane Komine), Most Losses (8, Will Walsh), Lowest Earned Run Average (0.95, Ray Novak), Most Strikeouts, pitcher (159, Shane Komine), Most Bases on Balls, pitcher (74, Mark Davis), Most Complete Games (9, Troy Brohawn), Most Shutouts (4, Jamie Rodrigue), Most Saves (16, Brett Jensen).

GAME

Table with 2 columns: Record Name and Value/Player. Includes Most At-Bats (10, Jim Smith vs. Colorado), Most Runs Scored (7, Jim Bailey vs. Chicago State), Most Hits (6, Steve Edlelfson vs. Iowa), Most Doubles (3, Casey Burnham vs. Vanderbilt), Most Triples (3, Francis Collins vs. Kansas State), Most Home Runs (3, Garrett Anglim vs. Iowa), Most RBI (10, Craig Moore vs. Chicago State), Most Bases on Balls (5, Cam Chick at Ohio State), Most Stolen Bases (5, Scott Hooper vs. Northwestern), Most Innings Pitched (13.0, Dennis O'Doherty vs. Colorado), Most Strikeouts, Pitcher (17, Shane Komine vs. Kansas), Most Strikeouts, Relief Pitcher (16, Shane Komine at Iowa State).



BATTING AVERAGE

1.	Ken Harvey (1999)	.478
2.	Steve Smith (1959)	.459
3.	Marc Sagmoen (1993)	.454
4.	Steve Stanicek (1982)	.449
5.	Marc Sagmoen (1992)	.446
	Don Brown (1955)	.446
7.	Bob Cerv (1950)	.444
8.	Francis Collins (1996)	.424
9.	Todd Sears (1997)	.421
10.	John Cole (2001)	.418

SLUGGING PCT.

1.	Steve Stanicek (1982)	.930
2.	Ken Harvey (1999)	.862
3.	Marc Sagmoen (1993)	.859
4.	Dan Johnson (2000)	.849
5.	Joe Federico (1988)	.814
6.	Darin Erstad (1995)	.773
7.	Max Anderson (2023)	.770
8.	Alex Gordon (2004)	.754
9.	Dan Johnson (2001)	.752
10.	Dan Boever (1983)	.747

ON-BASE PCT.

1.	Marc Sagmoen (1993)	.574
2.	Steve Stanicek (1982)	.569
3.	Ken Harvey (1999)	.558
4.	Todd Sears (1997)	.543
5.	Terrance Batiste (1988)	.540
6.	Val Primante (1979)	.530
7.	Bob Munson (1973)	.526
8.	Ben Amaya (1983)	.520
9.	Francis Collins (1996)	.519
10.	Alex Gordon (2005)	.518

AT-BATS

1.	Jeff Leise (2002)	294
2.	Curtis Ledbetter (2005)	288
3.	Francis Collins (1997)	284
4.	Joe Simokaitis (2005)	277
5.	Jed Morris (2002)	272
6.	Jeff Leise (2003)	271
7.	Adam Stern (2001)	267
8.	Jed Dalton (1995)	264
9.	Burt Beattie (1985)	261
10.	Ken Ramos (1988)	258

RUNS SCORED

1.	Ken Ramos (1988)	100
2.	Larry Mims (1985)	99
3.	Paul Meyers (1985)	86
4.	Jeff Carter (1985)	85
5.	Darin Erstad (1995)	84
6.	Francis Collins (1997)	83
7.	Alex Gordon (2005)	79
8.	Todd Sears (1997)	78
9.	Dan Johnson (2001)	77
	Ken Harvey (1999)	77

HITS

1.	Jeff Leise (2002)	109
	Francis Collins (1997)	109
3.	Ken Harvey (1999)	107
4.	Jed Morris (2002)	104
5.	Darin Erstad (1995)	103
6.	Max Anderson (2023)	101
7.	John Cole (2001)	100
	Paul Meyers (1985)	100
9.	Todd Sears (1997)	98
10.	Ken Ramos (1988)	96

SINGLES

1.	Francis Collins (1997)	86
2.	Francis Collins (1996)	79
3.	Jeff Leise (2002)	78
4.	Joe Simokaitis (2005)	75
5.	Michael Pritchard (2012)	72
6.	Pat Kelly (2013)	70
	John Cole (2001)	70
8.	Chad Christensen (2013)	69
	Larry Mims (1985)	69
10.	Ken Harvey (1999)	68

DOUBLES

1.	Cody Asche (2011)	27
2.	Jed Morris (2002)	26
	Mike Duncan (1985)	26
4.	Derek Dukart (1994)	24
	Burt Beattie (1986)	24
6.	Justin Cowan (2000)	23
7.	Ryan Wehrle (2006)	22
	Daniel Bruce (2005)	22
	Alex Gordon (2005)	22
	Gabe Garcia (1997)	22
	Alvie Shepherd (1995)	22
	Jed Dalton (1995)	22
	Dan Boever (1983)	22

TRIPLES

1.	Shawn Buchanan (1990)	9
2.	Jeff Leise (2002)	8
	Dan Boever (1983)	8
	Roger Hill (1981)	8
5.	Jeff Leise (2003)	7
	Will Bolt (1999)	7
	Matt Meyer (1996)	7
	Darin Erstad (1995)	7
	Shawn Buchanan (1991)	7
	Ken Sirak (1988)	7
	Larry Mims (1986)	7
	Harold Bright (1982)	7
	Pete O'Brien (1979)	7
	Bob Gebler (1978)	7
	Steve Oakley (1978)	7

HOME RUNS

1.	Dan Johnson (2001)	25
2.	Jed Morris (2002)	23
	Ken Harvey (1999)	23
4.	Matt Hopper (2003)	22
5.	Max Anderson (2023)	21
	Matt Hopper (2000)	21
	Dan Johnson (2000)	21
	Bobby Benjamin (1988)	21
9.	Brice Matthews (2023)	20
	Steve Stanicek (1982)	20



RUNS BATTED IN

1.	Jed Morris (2002)	90
	Mike Duncan (1985)	90
3.	Dan Johnson (2001)	86
	Ken Harvey (1999)	86
	Paul Meyers (1985)	86
6.	Matt Hopper (2001)	85
7.	Todd Sears (1997)	79
	Marc Sagmoen (1993)	79
9.	Bobby Benjamin (1988)	78
10.	Darin Erstad (1995)	76

EXTRA-BASE HITS

1.	Jed Morris (2002)	50
2.	Darin Erstad (1995)	46
3.	Alex Gordon (2005)	45
4.	Steve Stanicek (1982)	44
5.	Max Anderson (2023)	43
	Mike Duncan (1985)	43
7.	Marc Sagmoen (1993)	42
	Dan Boever (1983)	42
9.	Alex Gordon (2004)	41
10.	Cody Asche (2011)	40

TOTAL BASES

1.	Jed Morris (2002)	201
2.	Darin Erstad (1995)	194
3.	Ken Harvey (1999)	193
4.	Max Anderson (2023)	188
5.	Alex Gordon (2005)	181
6.	Paul Meyers (1985)	178
7.	Marc Sagmoen (1993)	176
8.	Dan Johnson (2001)	173
	Todd Sears (1997)	173
10.	Jeff Leise (2002)	172
	Steve Stanicek (1982)	172

SACRIFICE FLIES

1.	Jed Morris (2002)	12
2.	Angelo Altavilla (2017)	8
	Bill Vosik (1990)	8
	Ken Ramos (1988)	8
	Burt Beattie (1985)	8
6.	Dylan Carey (2025)	7
	Pat Kelly (2014)	7
	John Grose (2002)	7
	Justin Cowan (2000)	7
	Brandt Vlieger (1999)	7
	Brian McArn (1990)	7
	Mike Duncan (1985)	7
	Joe Scherger (1980)	7

STOLEN BASES

1.	Scott Hooper (1984)	60
2.	Ken Ramos (1989)	46
3.	Jeff Carter (1984)	43
4.	Eddie Anderson (1990)	41
	Jeff Carter (1985)	41
6.	Larry Mims (1986)	37
7.	Chris Chavez (1981)	36
8.	Jamal Strong (2000)	35
9.	Jamal Strong (1999)	34
	Ken Ramos (1988)	34

BASES ON BALLS

1.	Bobby Benjamin (1988)	91
2.	Jeff Carter (1985)	81
3.	Larry Mims (1985)	72
4.	Ken Ramos (1988)	68
5.	Bobby Benjamin (1990)	66
	Bobby Benjamin (1989)	66
7.	Val Primante (1979)	65
8.	Alex Gordon (2005)	63
	Dan Johnson (2001)	63
10.	Todd Sears (1997)	62

STRIKEOUTS

1.	Bobby Benjamin (1988)	70
2.	Matt McKay (1993)	69
3.	Cam Chick (2022)	67
4.	Bobby Benjamin (1989)	66
5.	Matt McKay (1994)	64
6.	Dylan Carey (2024)	63
7.	Jaxon Hallmark (2018)	57
	Joe Federico (1987)	57
9.	Brice Matthews (2022)	56
	Matt Hopper (2002)	56
	Andy Sawyers (1997)	56
	Rich King (1986)	56

HIT BY PITCHES

1.	Daniel Bruce (2002)	28
2.	Riley Silva (2024)	26
3.	Corey Miller (1996)	24
4.	Casey Burnham (2023)	21
	Kash Kalkowski (2013)	21
	Dave Crain (1995)	21
	Derek Dukart (1994)	21
8.	Riley Silva (2025)	20
9.	Bryan Peters (2011)	18
	Bryan Peters (2010)	18
	DJ Belfonte (2007)	18
	Brandt Vlieger (2000)	18

GAMES PLAYED

1.	Alex Gordon (2005)	72
2.	Curtis Ledbetter (2005)	71
	Ken Ramos (1988)	71
	Bobby Benjamin (1988)	71
5.	Daniel Bruce (2005)	69
	Joe Simokaitis (2005)	69
	Larry Mims (1985)	69
	Burt Beattie (1985)	69
	Jeff Carter (1985)	69
10.	Jed Morris (2002)	68
	Kevin Jordan (1990)	68
	Bobby Benjamin (1990)	68
	Shawn Buchanan (1990)	68
	Rich King (1985)	68



EARNED RUN AVERAGE (MIN. 40 IP)

1.	Bill McGuire (1984)	1.29
2.	Jake Meyers (2016)	1.42
3.	Zach Hirsch (2014)	1.72
4.	Kirk Eymann (1977)	1.75
5.	Al Furby (1967)	1.77
6.	Kyle Kubat (2013)	1.81
7.	Dylan Vogt (2012)	1.84
8.	Reece Eddins (2016)	1.85
9.	Roger Webb (1984)	1.88
10.	Brett Jensen (2005)	1.96

STARTS

1.	Joba Chamberlain (2005)	18
	Shane Komine (2001)	18
3.	Ty Horn (2025)	17
	Shane Komine (2000)	17
	Scott Fries (1999)	17
	Tom Bergan (1994)	17
	Pat Leinen (1988)	17
8.	Brett Sears (2024)	16
	Chance Sinclair (2014)	16
	Johnny Dorn (2007)	16
	Zach Kroenke (2005)	16
	Aaron Marsden (2003)	16
	Jamie Rodrigue (2002)	16

APPEARANCES

1.	Mike Bellows (1994)	36
2.	Dave Matranga (1991)	35
3.	Dave Matranga (1990)	34
4.	Brett Jensen (2005)	33
5.	Spencer Van Linge (1997)	32
6.	Jeff Chesnut (2015)	31
	Zach Hirsch (2014)	31
	McGraw Milhaven (1988)	31
9.	Jeff Chesnut (2016)	30
	Dylan Vogt (2013)	30
	Gary Nolting (1978)	30

WINS

1.	Shane Komine (2001)	14
2.	Troy Brohawn (1993)	13
3.	Johnny Dorn (2005)	12
4.	Shane Komine (2000)	11
5.	Johnny Dorn (2007)	10
	Tony Watson (2006)	10
	Joba Chamberlain (2005)	10
	Quinton Robertson (2003)	10
	Shane Komine (2002)	10
	Dave Matranga (1990)	10
	Pat Leinen (1988)	10
	Phil Harrison (1984)	10

LOSSES

1.	Will Walsh (2025)	8
	Shay Schanaman (2022)	8
	Pat Driscoll (1997)	8
4.	Luis Alvarado (2018)	7
	Chance Sinclair (2015)	7
	Charlie Shirek (2007)	7
	Scott Fries (1999)	7
	Tom Bergan (1994)	7
	Dale Kistaitis (1989)	7
	Dave Buehrer (1974)	7

SAVES

1.	Brett Jensen (2005)	16
2.	Josh Roeder (2015)	15
3.	Luke Broderick (2025)	13
	Colby Gomes (2019)	13
	Jake Hohensee (2018)	13
	Chad Luensmann (2016)	13
	Brett Jensen (2006)	13
8.	Josh Roeder (2014)	12
9.	Thom Ott (2001)	11
10.	Spencer Schwellenbach (2021)	10
	Luis Alvarado (2017)	10
	Mike Bellows (1994)	10

INNINGS PITCHED

1.	Shane Komine (2001)	131.2
2.	Shane Komine (2000)	124.2
3.	Joba Chamberlain (2005)	118.2
4.	Aaron Marsden (2003)	115.0
5.	Troy Brohawn (1993)	111.0
6.	Steve Fish (1997)	108.0
7.	Johnny Dorn (2008)	106.1
8.	Brett Sears (2024)	104.0
	Johnny Dorn (2005)	104.0
	Zach Kroenke (2004)	104.0

SHUTOUTS

1.	Jamie Rodrigue (2000)	4
2.	Gary Neibauer (1966)	3
	Stan Bahnsen (1965)	3
4.	Tom Lemke (2010)	2
	Aaron Marsden (2002)	2
	Jamie Rodrigue (2002)	2
	Shane Komine (2000)	2
	Phil Harrison (1984)	2
9.	Numerous players tied	1

WINNING PCT. (MIN 5 WINS)

1.	Troy Brohawn (1993)	1.000 (13-0)
	Shane Komine (2002)	1.000 (10-0)
	Brian Duensing (2005)	1.000 (8-0)
	Roger Webb (1984)	1.000 (6-0)
	Steve McManaman (1977)	1.000 (6-0)
	Koty Frank (2022)	1.000 (5-0)
	Kyle Kubat (2013)	1.000 (5-0)
	Brett Jensen (2006)	1.000 (5-0)
	Steve Hale (2001)	1.000 (5-0)
	John Izumi (1992)	1.000 (5-0)
	Paul Henry (1988)	1.000 (5-0)
	Tom Holmes (1982)	1.000 (5-0)
	Chris Knust (1982)	1.000 (5-0)

COMPLETE GAMES

1.	Troy Brohawn (1993)	9
2.	Steve Fish (1997)	8
	Cliff Faust (1980)	8
	Tim Burke (1980)	8
5.	Shane Komine (2001)	7
	Pat Leinen (1989)	7
	Steve Gehrke (1981)	7
	Kirk Eymann (1977)	7
9.	Shane Komine (2000)	6
	Phil Harrison (1986)	6
	Roger Webb (1985)	6
	Todd Oakes (1982)	6
	Steve Gehrke (1980)	6
	Jeff Costello (1978)	6



STRIKEOUTS

Table with 2 columns: Rank and Name (Year) with Strikeout count. Top entries: 1. Shane Komine (2000) 159, 2. Shane Komine (2001) 157, 3. Joba Chamberlain (2005) 130.

WALKS

Table with 2 columns: Rank and Name (Year) with Walk count. Top entries: 1. Mark Davis (1985) 74, 2. Phil Harrison (1986) 72, 3. Cody Winget (1994) 66.

WILD PITCHES

Table with 2 columns: Rank and Name (Year) with Wild Pitch count. Top entries: 1. Phil Goguen (1987) 18, John Kohli (1987) 18, 3. Cody Winget (1994) 17.

HIT BATTERS

Table with 2 columns: Rank and Name (Year) with Hit Batters count. Top entries: 1. Johnny Dorn (2008) 17, 2. Aaron Marsden (2002) 16, 3. Shay Schanaman (2023) 14.

PUTOUTS

Table with 2 columns: Rank and Name (Year) with Putout count. Top entries: 1. Curtis Ledbetter (2005) 655, 2. Todd Sears (1997) 551, 3. Bobby Benjamin (1990) 549.

ASSISTS

Table with 2 columns: Rank and Name (Year) with Assist count. Top entries: 1. Joe Simokaitis (2005) 222, 2. Jake Schleppebach (2016) 198, 3. Steven Reveles (2016) 194.

ERRORS

Table with 2 columns: Rank and Name (Year) with Error count. Top entries: 1. Larry Mims (1985) 38, 2. Burt Beattie (1985) 32, 3. Jeff Carter (1984) 31.

FIELDING PCT. (MIN. 100 CHANCES)

Table with 2 columns: Rank and Name (Year) with Fielding Percentage. Top entries: 1. Tyler Stone (2025) 1.000, Riley Silva (2025) 1.000, Charlie Fischer (2023) 1.000.



BATTING AVERAGE

1.	Marc Sagmoen (1992-93).....	.451
2.	Ken Harvey (1997-99).....	.426
3.	Don Brown (1954-56).....	.409
4.	Francis Collins (1996-97).....	.401
5.	Todd Sears (1995-97).....	.387
6.	John Cole (1999-01).....	.380
7.	Ken Ramos (1987-89).....	.370
8.	Brian McArn (1990-91).....	.369
9.	Jed Morris (2001-02).....	.367
10.	Dan Johnson (2000-01).....	.364
11.	Bill Vosik (1990-91).....	.363
12.	Mate Borgogno (1988).....	.360
13.	Steve Stanicek (1980-82).....	.359
	Bob Munson (1970-73).....	.359
15.	Dan Boever (1982-83).....	.358
16.	Mark Kister (1985-87).....	.357
17.	Darin Erstad (1993-95).....	.356
18.	Adam Shabala (1999-00).....	.355
19.	Alex Gordon (2003-05).....	.353
20.	Max Anderson (2021-23).....	.351
	Michael Pritchard (2001-14).....	.351
	Richard Stock (2012).....	.351
	Matt Meyer (1995-96).....	.351

HITS

1.	Matt Hopper (2000-03).....	338
2.	Jeff Leise (2000-03).....	305
3.	Will Bolt (1999-02).....	281
4.	Darin Erstad (1993-95).....	261
5.	Scott Schreiber (2015-18).....	259
6.	Michael Pritchard (2011-14).....	251
7.	Paul Meyers (1984-86).....	250
8.	Joe Simokaitis (2002-05).....	249
9.	Jed Dalton (1992-95).....	248
10.	Chad Christensen (2010-13).....	247
11.	Darin Petersen (1992-95).....	246
12.	Mark Kister (1985-87).....	242
13.	Ben Miller (2014-17).....	241
14.	Alex Gordon (2003-05).....	240
15.	DJ Belfonte (2007-10).....	238
16.	Todd Sears (1995-97).....	234
17.	Daniel Bruce (2002-05).....	231
18.	Max Anderson (2021-23).....	229
	Ken Ramos (1987-89).....	229
19.	Jake Opitz (2005-08).....	227
20.	Austin Darby (2012-15).....	226
21.	Ryan Boldt (2014-16).....	223
	Curtis Ledbetter (2003-05).....	223
23.	John Cole (1999-01).....	222
24.	Pat Kelly (2012-14).....	212
25.	Ken Harvey (1997-99).....	203
26.	Francis Collins (1995-97).....	201

SLUGGING PERCENTAGE

1.	Dan Johnson (2000-01).....	.791
2.	Marc Sagmoen (1992-93).....	.782
3.	Ken Harvey (1997-99).....	.736
4.	Steve Stanicek (1980-82).....	.715
5.	Dan Boever (1982-83).....	.688
6.	Jed Morris (2001-02).....	.674
7.	Alex Gordon (2003-05).....	.657
8.	Jeff Hedman (1998-99).....	.655
9.	Joe Federico (1987-88).....	.649
10.	Mike Duncan (1984-85).....	.648

AT-BATS

1.	Matt Hopper (2000-03).....	966
2.	Will Bolt (1999-02).....	922
3.	Jeff Leise (2000-03).....	881
4.	Joe Simokaitis (2002-05).....	871
5.	Darin Petersen (1992-95).....	836
6.	DJ Belfonte (2007-10).....	799
7.	Ben Miller (2014-17).....	794
8.	Scott Schreiber (2015-18).....	788
	Chad Christensen (2010-13).....	788
10.	Daniel Bruce (2002-05).....	787

DOUBLES

1.	Will Bolt (1999-02).....	56
2.	Daniel Bruce (2002-05).....	55
	Matt Hopper (2000-03).....	55
4.	Alex Gordon (2003-05).....	53
5.	Dylan Carey (2023-Pres.).....	47
	Curtis Ledbetter (2003-05).....	47
	Jed Dalton (1992-95).....	47
8.	Cody Asche (2009-11).....	46
	Todd Sears (1995-97).....	46
	Darin Erstad (1993-95).....	46

TRIPLES

1.	Shawn Buchanan (1988-01).....	21
2.	Jeff Leise (2000-03).....	20
3.	Joe Scherger (1977-80).....	18
4.	Ken Ramos (1989-90).....	16
	Ken Sirak (1987-89).....	16
	Steve Stanicek (1980-82).....	16
7.	Roger Hill (1981-82).....	14
8.	Will Bolt (1999-02).....	13
	Matt Meyer (1995-96).....	13
10.	Alex Gordon (2003-05).....	11

HOME RUNS

1.	Matt Hopper (2000-03).....	64
2.	Bobby Benjamin (1988-90).....	48
3.	Dan Johnson (2000-01).....	46
4.	Scott Schreiber (2015-18).....	44
	Alex Gordon (2003-05).....	44
6.	Steve Stanicek (1980-82).....	42
7.	Darin Erstad (1993-95).....	41
8.	Max Anderson (2021-23).....	38
9.	Paul Meyers (1984-86).....	36
10.	Ken Harvey (1997-99).....	35

TOTAL BASES

1.	Matt Hopper (2000-03).....	591
2.	Jeff Leise (2000-03).....	463
3.	Alex Gordon (2003-05).....	447
4.	Darin Erstad (1993-95).....	446
5.	Scott Schreiber (2015-18).....	441
6.	Paul Meyers (1984-86).....	421
7.	Steve Stanicek (1980-82).....	405
8.	Will Bolt (1999-02).....	396
9.	Max Anderson (2021-23).....	395
10.	Todd Sears (1995-97).....	391



RUNS SCORED

1.	Matt Hopper (2000-03)	246
2.	Jeff Leise (2000-03)	210
3.	Ken Ramos (1987-89)	204
4.	Joe Scherger (1977-80)	198
5.	Will Bolt (1999-02)	197
6.	Jed Dalton (1992-95)	190
7.	Todd Sears (1995-97)	189
8.	Alex Gordon (2003-05)	188
	Darin Erstad (1993-95)	188
	Bobby Benjamin (1988-90)	188
	Paul Meyers (1984-86)	188

RUNS BATTED IN

1.	Matt Hopper (2000-03)	271
2.	Paul Meyers (1984-86)	209
3.	Todd Sears (1995-97)	191
4.	Alex Gordon (2003-05)	189
	Bobby Benjamin (1988-90)	189
6.	Darin Erstad (1993-95)	182
7.	Steve Stanicek (1980-82)	173
	Joe Scherger (1977-80)	173
9.	Scott Schreiber (2015-18)	172
10.	Curtis Ledbetter (2003-05)	165

STOLEN BASES

1.	Jeff Carter (1982-85)	103
2.	Scott Hooper (1981-84)	90
3.	Ken Ramos (1987-89)	89
4.	Jamal Strong (1999-00)	69
5.	Jed Dalton (1992-95)	67
6.	Jeff Leise (2000-03)	63
7.	Larry Mims (1985-86)	61
	Bob Cerv (1947-50)	61
9.	Paul Meyers (1984-86)	60
10.	John Cole (1999-01)	59

BASES ON BALLS

1.	Bobby Benjamin (1988-90)	223
2.	Jeff Carter (1982-85)	165
3.	Matt Hopper (2000-03)	159
4.	Ken Ramos (1987-89)	150
5.	Todd Sears (1995-97)	143
6.	Kurt Eubanks (1981-85)	142
7.	Alex Gordon (2003-05)	139
8.	Joe Scherger (1977-80)	137
9.	Bill McGuire (1983-85)	120
10.	Rich King (1983-86)	115
	Steve Stanicek (1980-82)	115

HIT BY PITCHES

1.	Daniel Bruce (2002-05)	67
2.	DJ Belfonte (2007-10)	59
3.	Kash Kalkowski (2009-13)	47
	Bryan Peters (2010-13)	47
5.	Riley Silva (2024-25)	46
	Kale Kiser (2009-12)	46
7.	Alex Gordon (2003-05)	37
	Nick Sullivan (2006-09)	37
9.	Jake Mort (2006-09)	36
10.	Dave Crain (1994-95)	34

SACRIFICE FLIES

1.	Angelo Altavilla (2016-19)	16
	Matt Hopper (2000-03)	16
3.	Jake Opitz (2005-08)	14
	Jed Morris (2001-02)	14
	Jed Dalton (1992-95)	14
6.	DJ Belfonte (2007-10)	13
	Will Bolt (1999-02)	13
8.	John Grose (2002-04)	12
	John Cole (1999-01)	12
	Steve Stanicek (1980-82)	12
	Joe Scherger (1977-80)	12

GAMES PLAYED

1.	Matt Hopper (2000-03)	254
2.	Will Bolt (1999-02)	251
3.	Daniel Bruce (2002-05)	245
4.	Joe Simokaitis (2002-05)	238
5.	Darin Petersen (1992-95)	229
6.	Kurt Eubanks (1981-85)	227
7.	Jake Opitz (2005-08)	225
8.	Jeff Leise (2000-03)	222
9.	DJ Belfonte (2007-10)	220
10.	Bruce Wobken (1986-89)	218



STARTS

1.	Shane Komine (1999-02)	59
2.	Johnny Dorn (2005-08)	58
3.	Jamie Rodrigue (2000-03)	53
4.	Mike Zajeski (1988-92)	47
5.	Matt Waldron (2016-19)	43
	Kyle Kubat (2012-15)	43
7.	Zach Kroenke (2003-05)	41
	Josh Bullock (1990-92)	41
	John Lepley (1985-89)	41
10.	Derek Burkamper (2014-17)	40

APPEARANCES

1.	Jeff Chesnut (2013-16)	92
2.	Steve Hale (1999-03)	87
3.	Casey Hauptman (2008-11)	82
4.	Brett Jensen (2004-06)	80
5.	Shay Schanaman (2019-23)	79
	Dylan Vogt (2010-13)	79
7.	Erik Bird (2006-09)	78
	Jeff Anderson (1981-84)	78
9.	Zach Herr (2006-08)	74
10.	Jonas Armenta (1994-97)	73

WINS

1.	Shane Komine (1999-02)	41
2.	Johnny Dorn (2005-08)	37
3.	Jeff Anderson (1981-84)	30
4.	Mike Zajeski (1988-92)	24
5.	Jamie Rodrigue (2000-03)	23
6.	Tony Watson (2005-07)	22
	Cliff Faust (1977-80)	22
8.	Matt Waldron (2016-19)	21
	R.D. Spiehs (1999-01)	21
10.	Zach Kroenke (2003-05)	20
	Jim Sandstedt (1946-49)	20

LOSSES

1.	Shay Schanaman (2019-23)	20
2.	Dan Buehrer (1973-76)	17
3.	Matt Waldron (2016-19)	16
4.	Will Walsh (2022-25)	15
	Alvie Shepherd (1993-95)	15
	Josh Bullock (1990-92)	15
	Kirk Eymann (1974-77)	15
8.	Casey Hauptman (2008-11)	14
	Glen Gilmore (1968-72)	14
10.	Derek Burkamper (2014-17)	13
	Pat Driscoll (1996-97)	13
	Tom Bergan (1993-94)	13

SAVES

1.	Josh Roeder (2013-15)	33
2.	Brett Jensen (2004-06)	31
3.	Chad Luensmann (2016-19)	21
4.	Thom Ott (2000-01)	17
5.	Steve Boyd (1992-93)	14
6.	Luke Broderick (2025)	13
	Colby Gomes (2019-22)	13
	Jake Hohensee (2014-18)	13
	Casey Hauptman (2008-11)	13
10.	Dylan Vogt (2010-13)	11
	Dave Matranga (1999-91)	11
	Gary Nolting (1977-79)	11

INNINGS PITCHED

1.	Shane Komine (1999-02)	431.0
2.	Johnny Dorn (2005-08)	386.2
3.	Matt Waldron (2016-19)	300.1
4.	Jamie Rodrigue (2000-03)	296.2
5.	Jeff Anderson (1981-84)	292.2
6.	Josh Bullock (1990-92)	280.0
7.	Mike Zajeski (1988-92)	271.0
8.	John Lepley (1985-88)	264.1
9.	Zach Kroenke (2003-05)	260.2
10.	Jim Sandstedt (1946-49)	254.0

SHUTOUTS

1.	Jamie Rodrigue (2000-03)	6
2.	Shane Komine (1999-02)	4
	Ryan Kurosaki (1971-73)	4
4.	Kirk Eymann (1974-77)	3
	Al Furby (1967-69)	3
	Gary Neibauer (1965-66)	3
	Stan Bahnsen (1965)	3
	Fran Hoffmaier (1952-55)	3
9.	Tom Lemke (2010-12)	2
	Brian Duensing (2002-05)	2
	Zach Kroenke (2003-05)	2
	Aaron Marsden (2002-03)	2
	Chad Wiles (1997-00)	2
	Mike Zajeski (1988-92)	2
	Mike Dobbs (1983-86)	2
	Phil Harrison (1984-86)	2
	Richard Geier (1954-56)	2

COMPLETE GAMES

1.	Shane Komine (1999-02)	18
2.	Jeff Anderson (1981-84)	16
	Tim Burke (1978-80)	16
	Cliff Faust (1977-80)	16
	Jeff Costello (1976-79)	16
6.	Ryan Kurosaki (1971-73)	14
	Jim Sandstedt (1946-49)	14
8.	Steve Gehrke (1980-83)	13
9.	Mike Zajeski (1988-92)	12
	Pat Leinen (1987-89)	12
	Kirk Eymann (1974-77)	12
	Al Furby (1967-69)	12

STRIKEOUTS

1.	Shane Komine (1999-02)	510
2.	Johnny Dorn (2005-08)	298
3.	Mike Zajeski (1988-92)	289
4.	Matt Waldron (2016-19)	253
5.	Shay Schanaman (2019-23)	247
6.	John Lepley (1985-88)	233
7.	Joba Chamberlain (2005-06)	232
8.	Josh Bullock (1990-92)	225
9.	Bob Sebra (1981-83)	212
10.	Jamie Rodrigue (2000-03)	200



BASES ON BALLS

1.	Mike Zajeski (1988-92)	180
2.	John Lepley (1985-88)	157
3.	Bob Sebra (1981-83)	145
4.	Phil Harrison (1984-86)	136
5.	Shane Komine (1999-02)	134
6.	Josh Bullock (1990-92)	132
7.	Doug Tegtmeier (1988-90)	130
8.	Jonas Armenta (1994-97)	121
9.	Johnny Dorn (2005-08)	114
10.	Phil Goguen (1986-88)	109

WILD PITCHES

1.	Shane Komine (1999-02)	32
	Alvie Shepherd (1993-95)	32
3.	John Lepley (1985-88)	29
4.	Mike Zajeski (1988-92)	27
5.	Jeff Kohli (1987-88)	26
6.	Drew Christo (2022-25)	25
	Shay Schanaman (2019-23)	25
	Zach Kroenke (2003-05)	25
9.	Steve Hale (2000-03)	24
	Doug Tegtmeier (1988-90)	24

PUTOUTS

1.	Todd Sears (1995-97)	1,375
2.	Curtis Ledbetter (2003-05)	1,216
3.	Matt Hopper (2000-03)	1,113
4.	Steve Stanicek (1980-82)	1,006
5.	Scott Schreiber (2015-18)	986
6.	Mike Duncan (1984-85)	958
7.	Josh Caron (2022-24)	874
8.	Dan Johnson (2000-01)	820
	Bill McGuire (1983-85)	820
10.	Jeff Christy (2005-06)	802

ASSISTS

1.	Joe Simokaitis (2002-05)	694
2.	Will Bolt (1999-02)	639
3.	Darin Petersen (1992-95)	604
4.	Jake Opitz (2005-08)	569
5.	Jake Schleppebach (2015-17)	560
6.	Bruce Wobken (1986-89)	548
7.	Ken Sirak (1987-89)	501
8.	Pat Kelly (2012-14)	468
9.	Kurt Eubanks (1981-85)	450
10.	Bryan Peters (2010-13)	440

FIELDING PERCENTAGE (MIN. 150 CHANCES)

1.	Alex Henwood (2016-19)	.996
	Jake Meyers (2015-17)	.996
	Rich Sanguinetti (2012-13)	.996
4.	Richard Stock (2012)	.995
	Cade Thompson (2009-10)	.995
	Tito Rivera (2001)	.995
7.	Gunner Hellstrom (2018-19)	.994
	Austin Christensen (2012-15)	.994
	Brandon Buckman (2005-06)	.994
	Jeff Taylor (1986-88)	.994



BATTING AVERAGE

1967	Alex Walter.....	301
1968	Steve Johnson.....	312
1969	Tom Tidball.....	303
1970	Adrian Fiala.....	325
1971	Pat Elgert.....	327
1972	Bob Munson.....	417
1973	Bob Munson.....	419
1974	Paul Haas.....	325
1975	Bryant Akisada.....	386
1976	Bobby Thomas.....	288
1977	Joe Scherger.....	364
1978	Pete O'Brien.....	333
1979	Jeff Hunter.....	339
1980	Steve Oakley.....	360
1981	Mark Prior.....	366
1982	Steve Stanicek.....	449
1983	Dan Boever.....	381
1984	Bill McGuire.....	316
1985	Paul Meyers.....	397
1986	Paul Meyers.....	347
1987	Ken Ramos.....	386
1988	Ken Ramos.....	372
1989	Ken Ramos.....	355
1990	Brian McArn.....	354
1991	Brian McArn.....	393
1992	Marc Sagmoen.....	446
1993	Marc Sagmoen.....	454
1994	Derek Dukart.....	361
1995	Darin Erstad.....	410
1996	Francis Collins.....	424
1997	Todd Sears.....	421
1998	Ken Harvey.....	373
1999	Ken Harvey.....	478
2000	Justin Cowan.....	371
2001	John Cole.....	418
2002	Jed Morris.....	382
2003	Matt Hopper.....	382
2004	Alex Gordon.....	365
2005	Alex Gordon.....	372
2006	Ryan Wehrle.....	365
2007	Jeff Tezak.....	335
2008	Jake Opitz.....	339
2009	Tyler Farst.....	333
2010	DJ Belfonte.....	376
2011	Cody Asche.....	327
2012	Michael Pritchard.....	387
2013	Chad Christensen.....	364
2014	Blake Headley.....	323
2015	Ryan Boldt.....	344
2016	Jake Meyers.....	326
2017	Scott Schreiber.....	330
2018	Jesse Wilkening.....	372
2019	Aaron Palensky.....	320
2020	Luke Boynton.....	423
2021	Jaxon Hallmark.....	342
2022	Garrett Anglim.....	303
2023	Max Anderson.....	414
2024	Rhett Stokes.....	360
2025	Devin Nunez.....	331

HITS

1968	Tom Tidball.....	25
1969	Tom Tidball.....	20
1970	Adrian Fiala.....	25
	Steve Achelpohl.....	25
	Dennis Jorgensen.....	25
	Bob Griego.....	25
1971	Pat Elgert.....	32
1972	Bob Munson.....	40
1973	Bob Munson.....	39
1974	Norm Glismann.....	36
1975	Bryant Akisada.....	32
	Norm Glismann.....	32

1976	Norm Glismann.....	26
1977	Joe Scherger.....	43
1978	John Russo.....	55
	Joe Scherger.....	55
1979	Bob Gebler.....	70
1980	Greg Schafer.....	59
1981	Mark Prior.....	73
1982	Steve Stanicek.....	83
1983	Dan Boever.....	77
1984	Jeff Carter.....	65
	Paul Meyers.....	65
1985	Paul Meyers.....	100
1986	Paul Meyers.....	85
1987	Mark Kister.....	76
1988	Ken Ramos.....	96
1989	Ken Ramos.....	72
1990	Kevin Jordan.....	87
1991	Bill Vosik.....	83
1992	Dale Hagy.....	71
1993	Marc Sagmoen.....	93
1994	Derek Dukart.....	82
1995	Darin Erstad.....	103
1996	Francis Collins.....	92
1997	Francis Collins.....	109
1998	Bryan Schmidt.....	56
	Ken Harvey.....	56
1999	Ken Harvey.....	107
2000	Justin Cowan.....	89
2001	John Cole.....	100
2002	Jeff Leise.....	109
2003	Matt Hopper.....	89
2004	Alex Gordon.....	77
2005	Alex Gordon.....	94
2006	Ryan Wehrle.....	84
2007	Andrew Brown.....	70
2008	Jake Opitz.....	77
2009	Tyler Farst.....	63
	Adam Bailey.....	63
2010	Adam Bailey.....	82
	DJ Belfonte.....	82
2011	Cody Asche.....	68
2012	Michael Pritchard.....	85
2013	Pat Kelly.....	85
2014	Pat Kelly.....	76
2015	Ryan Boldt.....	75
2016	Ben Miller.....	77
2017	Scott Schreiber.....	77
2018	Scott Schreiber.....	79
2019	Aaron Palensky.....	71
2020	Cam Chick.....	19
2021	Jaxon Hallmark.....	67
2022	Max Anderson.....	67
2023	Max Anderson.....	101
2024	Josh Caron.....	74
2025	Cayden Brumbaugh.....	76

DOUBLES

1968	Tom Tidball.....	6
1969	Adrian Fiala.....	4
1970	Bob Griego.....	7
1971	Pat Elgert.....	6
1972	Gene Stohs.....	7
1973	Bob Munson.....	9
1974	James Smith.....	6
	Bill Jadlofski.....	6
1975	Steve McManaman.....	9
	Doak Fowler.....	9
1976	Bobby Thomas.....	6
1977	Larry Winum.....	13
1978	Dan Dixon.....	10
1979	Pete O'Brien.....	15
1980	Steve Oakley.....	14
1981	Mark Prior.....	15
1982	Steve Stanicek.....	19
1983	Dan Boever.....	22

1984	Kurt Eubanks.....	12
1985	Mike Duncan.....	26
1986	Burt Beattie.....	24
1987	Mark Kister.....	15
1988	Ken Ramos.....	19
1989	Bruce Wobken.....	14
1990	Kevin Jordan.....	19
1991	Bill Vosik.....	17
1992	Jeff Murphy.....	16
1993	Marc Sagmoen.....	19
1994	Derek Dukart.....	24
1995	Jed Dalton.....	22
	Alvie Shepherd.....	22
1996	Todd Sears.....	18
1997	Gabe Garcia.....	22
1998	Danny Kimura.....	15
1999	Justin Cowan.....	21
2000	Justin Cowan.....	23
2001	Matt Hopper.....	19
2002	Jed Morris.....	26
2003	Alex Gordon.....	13
	Curtis Ledbetter.....	13
2004	Alex Gordon.....	18
2005	Alex Gordon.....	22
	Daniel Bruce.....	22
2006	Ryan Wehrle.....	23
2007	Andrew Brown.....	19
2008	Jake Opitz.....	15
	DJ Belfonte.....	15
2009	Tyler Farst.....	15
	Adam Bailey.....	15
2010	Adam Bailey.....	16
2011	Cody Asche.....	27
2012	Richard Stock.....	20
2013	Kash Kalkowski.....	13
	Michael Pritchard.....	13
2014	Michael Pritchard.....	21
2015	Blake Headley.....	18
2016	Ben Miller.....	16
2017	Scott Schreiber.....	15
2018	Jesse Wilkening.....	14
2019	Aaron Palensky.....	11
	Angelo Altavilla.....	11
2020	Aaron Palensky.....	5
2021	Joe Acker.....	15
2022	Max Anderson.....	12
	Griffin Everitt.....	12
2023	Max Anderson.....	20
2024	Dylan Carey.....	18
2025	Dylan Carey.....	2025

TRIPLES

1968	Alex Walter.....	2
1969	Gene Stohs.....	2
1970	Bob Munson.....	1
1971	Robert Munson.....	2
	Gene Stohs.....	2
1972	Maury Damkroger.....	2
1973	Richard Anderson.....	1
	Bryant Akisada.....	1
1974	Dick Anderson.....	4
1975	Gary Healey.....	3
	Paul Haas.....	3
1976	Gary Healey.....	3
1977	Jon Henne.....	3
1978	Robert Gebler.....	7
	Steve Oakley.....	7
1979	Pete O'Brien.....	7
1980	Steve Stanicek.....	6
	Joe Scherger.....	6
1981	Roger Hill.....	8
1982	Harold Bright.....	7
1983	Dan Boever.....	8
1984	Jeff Carter.....	6
1985	Paul Meyers.....	6

1986	Larry Mims.....	7
1987	Ken Ramos.....	6
1988	Ken Sirak.....	7
1989	Ken Ramos.....	5
	Doug Twitty.....	5
	Ken Sirak.....	5
1990	Shawn Buchanan.....	9
1991	Shawn Buchanan.....	7
1992	Dale Hagy.....	4
1993	Marc Sagmoen.....	5
1994	Jed Dalton.....	5
1995	Darin Erstad.....	7
1996	Matt Meyer.....	7
1997	Cliffton Durham.....	5
1998	Scott Larsen.....	2
	Ken Harvey.....	2
	Danny Kimura.....	2
1999	Will Bolt.....	7
2000	Adam Shabala.....	3
2001	Jeff Leise.....	5
2002	Jeff Leise.....	8
2003	Jeff Leise.....	7
2004	Alex Gordon.....	5
2005	Alex Gordon.....	4
2006	Jake Opitz.....	3
2007	Jake Opitz.....	3
	Jeff Tezak.....	3
2008	Jake Mort.....	3
	DJ Belfonte.....	3
2009	DJ Belfonte.....	3
	Ben Kline.....	3
2010	DJ Belfonte.....	3
2011	Josh Scheffert.....	4
2012	Richard Stock.....	3
2013	Chad Christensen.....	3
	Kash Kalkowski.....	3
2014	Ryan Boldt.....	6
2015	Blake Headley.....	5
2016	Jake Meyers.....	6
2017	Mojo Hagge.....	3
2018	Mojo Hagge.....	3
2019	Mojo Hagge.....	2
	Aaron Palensky.....	2
2020	Cam Chick.....	1
	Jaxon Hallmark.....	1
2021	Jaxon Hallmark.....	3
2022	Garrett Anglim.....	4
2023	Casey Burnham.....	3
2024	Cayden Brumbaugh.....	3
2025	Case Sanderson.....	2

HOME RUNS

1968	Tom Tidball.....	2
1969	Tom Tidball.....	5
1970	Tom Tidball.....	7
1971	Steve Achelpohl.....	3
1972	Sam Sharpe.....	2
	Glen Gilmore.....	2
1973	Rich Sanger.....	4
1974	Doak Fowler.....	4
1975	Bryant Akisada.....	2
	Norm Glismann.....	2
1976	Paul Haas.....	4
1977	Steve McManaman.....	9
1978	Joe Scherger.....	9
1979	Jeff Hunter.....	8
1980	Steve Stanicek.....	12
1981	Steve Stanicek.....	10
1982	Steve Stanicek.....	20
1983	Dan Boever.....	12
1984	Mike Duncan.....	14
1985	Paul Meyers.....	17
1986	Todd Bunge.....	17
1987	Ron Crowe.....	13
1988	Bobby Benjamin.....	21



1989	Bobby Benjamin	9
1990	Bobby Benjamin	18
1991	Shawn Buchanan	10
1992	Dale Hagy	12
1993	Marc Sagmoen	18
1994	Darin Erstad	12
1995	Darin Erstad	19
1996	Matt Meyer	10
1997	Todd Sears	17
1998	Danny Kimura	8
	Jeff Hedman	8
1999	Ken Harvey	23
2000	Dan Johnson	21
	Matt Hopper	21
2001	Dan Johnson	25
2002	Jed Morris	23
2003	Matt Hopper	22
2004	Alex Gordon	18
2005	Alex Gordon	19
2006	Luke Gorsett	15
2007	Andrew Brown	10
2008	Jake Opitz	11
2009	Adam Bailey	12
2010	Adam Bailey	18
2011	Cody Asche	12
2012	Chad Christensen	10
2013	Kash Kalkowski	3
2014	Pat Kelly	4
2015	Ben Miller	4
	Tanner Lubach	4
2016	Scott Schreiber	16
2017	Scott Schreiber	7
2018	Scott Schreiber	18
2019	Aaron Palensky	7
2020	Cam Chick	4
	Aaron Palensky	4
2021	Jaxon Hallmark	10
2022	Max Anderson	10
2023	Max Anderson	21
2024	Josh Caron	16
2025	Dylan Carey	8
	Tyler Stone	8

RUNS SCORED

1968	Tom Tidball	10
	Ron Johnette	10
1969	Tom Tidball	15
1970	Bob Griego	16
1971	Steve Achelpohl	18
1972	Gene Stohs	22
1973	Bob Munson	20
1974	James Smith	23
1975	Dick Anderson	22
1976	Paul Haas	17
1977	Steve McManaman	37
1978	John Russo	57
1979	Joe Scherger	64
1980	Joe Scherger	53
1981	Chris Chavez	61
1982	Steve Stanicek	70
1983	Dan Boever	62
1984	Scott Hooper	64
1985	Larry Mims	99
1986	Larry Mims	73
1987	Ron Crowe	59
1988	Ken Ramos	100
1989	Ken Ramos	62
1990	Bobby Benjamin	61
1991	Brian McArn	46
	Shawn Buchanan	46
1992	Dale Hagy	43
1993	Marc Sagmoen	75
1994	Darin Erstad	52
1995	Darin Erstad	84
1996	Matt Meyer	71

1997	Francis Collins	83
1998	Scott Larsen	36
1999	Ken Harvey	77
2000	Justin Cowan	61
2001	Dan Johnson	77
2002	Jed Morris	70
2003	Matt Hopper	74
2004	Alex Gordon	64
2005	Alex Gordon	79
2006	Ryan Wehrle	50
2007	Andrew Brown	47
2008	Jake Opitz	51
2009	Tyler Farst	36
2010	Adam Bailey	57
2011	Cody Asche	46
2012	Michael Pritchard	51
2013	Chad Christensen	45
2014	Ryan Boldt	47
2015	Ryan Boldt	45
2016	Ryan Boldt	48
2017	Jake Meyers	52
2018	Scott Schreiber	62
2019	Aaron Palensky	43
2020	Aaron Palensky	15
2021	Joe Acker	49
2022	Max Anderson	47
2023	Brice Matthews	61
2024	Riley Silva	51
2025	Cayden Brumbaugh	51

RUNS BATTED IN

1968	Bob Brand	13
1969	Tom Tidball	13
1970	Adrian Fiala	18
1971	Pat Elgert	14
1972	Robert Munson	15
	Sam Sharpe	15
1973	Bob Munson	23
1974	Ron Miltenberger	18
1975	Bryant Akisada	21
1976	Gary Healey	14
1977	Joe Scherger	41
1978	Joe Scherger	52
1979	Pete O'Brien	65
1980	Jeff Hunter	62
1981	Roger Hill	58
1982	Steve Stanicek	70
1983	Dan Boever	72
1984	Mike Duncan	65
1985	Mike Duncan	90
1986	Todd Bunge	69
1987	Mark Kister	61
1988	Bobby Benjamin	78
1989	Doug Twitty	48
1990	Bobby Benjamin	73
1991	Bill Vosik	49
1992	Dale Hagy	51
1993	Marc Sagmoen	79
1994	Derek Dukart	55
1995	Darin Erstad	76
1996	Todd Sears	62
1997	Todd Sears	79
1998	Danny Kimura	41
1999	Ken Harvey	86
2000	Justin Cowan	74
2001	Dan Johnson	86
2002	Jed Morris	90
2003	Matt Hopper	66
2004	Alex Gordon	75
2005	Alex Gordon	66
2006	Brandon Buckman	51
2007	Jake Opitz	48
2008	Jake Opitz	50
2009	Adam Bailey	50
2010	Adam Bailey	69

2011	Cody Asche	56
2012	Chad Christensen	48
2013	Kash Kalkowski	44
2014	Pat Kelly	55
2015	Blake Headley	41
2016	Scott Schreiber	55
2017	Scott Schreiber	51
2018	Jesse Wilkening	56
2019	Angelo Altavilla	40
2020	Aaron Palensky	19
2021	Spencer Schwellenbach	40
2022	Max Anderson	45
2023	Max Anderson	70
2024	Josh Caron	65
2025	Gabe Swansen	44

STOLEN BASES

1968	Tom Tidball	13
1969	Tom Tidball	7
1970	Bob Griego	15
1971	Gene Stohs	6
1972	Gene Stohs	12
1973	Bob Munson	5
1974	James Smith	10
1975	Dick Anderson	7
1976	Robby Thomas	15
1977	Joe Scherger	13
1978	John Russo	18
1979	John Russo	25
1980	Greg Schafer	28
1981	Chris Chavez	36
1982	Roger Hill	30
1983	Jeff Carter	18
1984	Scott Hooper	60
1985	Jeff Carter	41
1986	Larry Mims	37
1987	Ken Ramos	9
1988	Ken Ramos	34
1989	Ken Ramos	46
1990	Eddie Anderson	41
1991	Eddie Anderson	16
1992	Marc Sagmoen	13
1993	Marc Sagmoen	26
1994	Jed Dalton	30
1995	Jed Dalton	18
1996	Francis Collins	19
1997	Francis Collins	13
1998	Kevin Harrington	6
1999	Jamal Strong	34
2000	Jamal Strong	35
2001	John Cole	28
2002	Jeff Leise	25
2003	Jeff Leise	20
2004	Jesse Boyer	14
2005	Alex Gordon	23
2006	Bryce Nimmo	16
2007	Bryce Nimmo	13
2008	DJ Belfonte	14
2009	DJ Belfonte	9
2010	DJ Belfonte	13
2011	Bryan Peters	12
2012	Chad Christensen	8
2013	Chad Christensen	8
	Rich Sanguinetti	8
2014	Ryan Boldt	7
2015	Ryan Boldt	9
2016	Ryan Boldt	20
2017	Jake Meyers	20
2018	Jaxon Hallmark	7
2019	Angelo Altavilla	9
2020	Leighton Banjoff	3
2021	Jaxon Hallmark	16
2022	Brice Matthews	12
2023	Brice Matthews	20
2024	Riley Silva	32

PITCHING APPEARANCES

1967	Charlie Green	13
1968	Keith Winter	10
	Mickey Logue	10
1969	Gene Stohs	11
1970	Bruce Cramer	14
1971	Bruce Cramer	15
1972	Bruce Cramer	13
1973	Larry Wetterberg	12
	Ryan Kurosaki	12
1974	Kirk Eymann	19
1975	Boyd Batenhorst	20
1976	Boyd Batenhorst	12
1977	Jeff Costello	12
1978	Jeff Nolting	30
1979	Jeff Nolting	27
1980	Mike Vojtesak	20
1981	Jeff Anderson	22
1982	Jeff Anderson	23
1983	Ben Amaya	17
1984	Phil Harrison	23
1985	Bill Mulligan	28
1986	Kip Gross	21
1987	Steve Spurgeon	19
1988	McGraw Milhaven	31
1989	Joe Purvine	23
1990	Dave Matranga	34
1991	Dave Matranga	35
1992	Steve Boyd	25
1993	Steve Boyd	28
1994	Mike Bellows	36
1995	Jonas Armenta	25
1996	Spencer Van Linge	23
1997	Spencer Van Linge	32
1998	Tevis Arnold	18
1999	R.D. Spiehs	23
2000	Thom Ott	24
2001	Thom Ott	29
2002	Steve Hale	25
2003	Tim Schoeninger	25
2004	Mike Sillman	24
2005	Brett Jensen	33
2006	Brett Jensen	27
2007	Matt Foust	27
2008	Zach Herr	28
2009	Eric Rose	25
2010	Jordan Rouldes	26
2011	Casey Hauptman	28
2012	Tyler King	27
2013	Dylan Vogt	30
2014	Zach Hirsch	31
2015	Jeff Chesnut	31
2016	Jeff Chesnut	30
2017	Chad Luensmann	27
2018	Mike Waldron	21
2019	Mike Waldron	21
	Robbie Palkert	21
2020	Max Schreiber	6
	Trey Kissack	6
	Shay Shanaman	6
2021	Jake Bunz	20
2022	Tyler Martin	20
2023	Shay Schanaman	26
2024	Kyle Perry	25
2025	Luke Broderick	27

WINS

1967	Al Furby	3
1968	Keith Winter	5
1969	Gene Stohs	3
1970	Bruce Cramer	5
1971	Ryan Kurosaki	4
1972	Ryan Kurosaki	3



GAMES

1.	72	2005
2.	71	1988
3.	69	1985
4.	68	2002
	68	2000
	68	1990
7.	66	2001
	66	1984
9.	65	2003
10.	64	1981
	64	1980
	64	1979

WINS

1.	57	2005
2.	51	2000
3.	50	2001
4.	49	1980
	49	1979
6.	48	1988
7.	47	2003
	47	2002
9.	46	1984
10.	45	1985

LOSSES

1.	35	1997
2.	31	1989
3.	30	2022
	30	2013
5.	29	2025
6.	28	2018
	28	2009
	28	1994
9.	27	2010
	27	2007
	27	1996
	27	1974

WINNING PCT.

1.	.791 (57-15)	2005
2.	.771 (44-13)	1982
3.	.765 (49-15)	1980
	.765 (49-15)	1979
5.	.758 (50-16)	2001
6.	.750 (51-17)	2000
	.750 (15-5)	1955
8.	.745 (44-15)	1983
9.	.739 (17-6)	1948
10.	.723 (47-18)	2003

BATTING AVERAGE

1.	.339	1985
2.	.338	1999
3.	.334	2001
4.	.325	2000
5.	.323	1995
6.	.321	1996
	.321	1982
8.	.317	1987
9.	.315	2012
	.315	2002
	.315	1993

AT-BATS

1.	2,448	2005
2.	2,403	2002
3.	2,356	2001
4.	2,342	2000
5.	2,239	1985
6.	2,229	2003
7.	2,199	1997
8.	2,178	1999
9.	2,175	1990

2,175 1988

RUNS SCORED

1.	676	1985
2.	658	1988
3.	607	2001
4.	599	1999
5.	560	2000
6.	545	1995
7.	543	2002
8.	493	1990
9.	491	1997
10.	488	1996
	488	1987

HITS

1.	787	2001
2.	762	2000
3.	758	1985
4.	756	2002
5.	739	2005
6.	737	1999
7.	689	1995
8.	677	2003
	677	1997
10.	669	1988

DOUBLES

1.	154	2002
2.	144	1997
	144	1995
4.	143	1985
5.	134	2001
6.	133	1988
7.	128	2024
	128	2005
9.	126	1993
10.	125	1999

TRIPLES

1.	38	1980
2.	37	1978
3.	34	1981
4.	33	1999
	33	1984
	33	1982
7.	31	1987
	31	1983
9.	30	1979
10.	28	1990
	28	1988

HOME RUNS

1.	97	2023
2.	93	1985
3.	81	2001
	81	1988
5.	77	1999
6.	76	2003
	76	2000
	76	1990
9.	74	2002
10.	73	1986

RUNS BATTED IN

1.	603	1985
2.	575	1988
3.	547	2001
4.	539	1999
5.	499	2000
6.	491	2002
7.	478	1995
8.	442	1996
9.	440	2003
10.	438	1997

TOTAL BASES

1.	1,228	1985
2.	1,208	2001
3.	1,172	2002
4.	1,159	1999
5.	1,131	2000
6.	1,103	1995
7.	1,101	1988
8.	1,098	2005
9.	1,065	1990
10.	1,041	2003

SLUGGING PCT.

1.	.548	1985
2.	.532	1999
3.	.517	1995
4.	.515	1982
5.	.513	2001
6.	.510	2023
7.	.506	1988
8.	.494	1986
9.	.491	1987
10.	.490	1990

WALKS

1.	565	1988
2.	466	1985
3.	404	1989
4.	380	1984
5.	363	2001
6.	360	1983
7.	356	1987
8.	349	2000
9.	340	1979
10.	332	1997

STRIKEOUTS

1.	534	2024
2.	523	2019
3.	486	2023
4.	484	2025
5.	464	2022
6.	454	1997
7.	443	1988
8.	433	2017
9.	431	1990
10.	405	2005

HIT BY PITCHES

1.	111	2025
2.	103	2023
	103	2003
4.	99	2002
5.	95	2004
6.	90	2008
7.	89	2024
	89	2011
9.	88	1994
10.	86	2010

STOLEN BASES

1.	196	1984
2.	159	1981
3.	144	1999
4.	138	1985
5.	137	1988
6.	131	1990
7.	126	2000
8.	124	2001
9.	120	1989
	120	1986

SACRIFICE FLIES

1.	47	1985
2.	46	2002
3.	42	1999

4.	40	1988
5.	39	2000
	39	1982
7.	33	1995
	33	1990
	33	1989
	33	1980

INNINGS PITCHED

1.	643.0	2005
2.	600.2	2002
3.	598.1	2000
4.	574.2	2003
5.	573.1	1985
6.	572.0	2001
7.	553.1	2014
8.	549.2	1990
9.	548.2	1988
10.	547.1	2024

EARNED RUN AVERAGE

1.	2.64	1965
2.	2.69	2005
	2.69	1969
4.	2.73	1966
5.	3.07	1984
	3.07	1961
7.	3.09	1967
8.	3.12	2015
9.	3.13	1979
	3.13	1970

SAVES

1.	23	2005
2.	20	2024
	20	2017
4.	19	2015
	19	2007
6.	17	2019
	17	2014
	17	2008
	17	2006
	17	2003

COMPLETE GAMES

1.	31	1980
2.	26	1979
3.	24	1985
4.	23	1978
5.	22	1983
6.	21	1974
7.	18	1981
	18	1977
9.	16	1989
	16	1987

MOST STRIKEOUTS

1.	538	2005
2.	527	2024
3.	503	2001
4.	491	2008
5.	489	2025
6.	484	2000
7.	478	2002
8.	469	2023
	469	2003
10.	464	2007

FEWEST STRIKEOUTS

1.	103	1961
2.	122	2020
3.	124	1970
4.	127	1972
5.	128	1971
6.	134	1969
7.	145	1968

8.	146.....	1962
9.	149.....	1965
10.	154.....	1967

MOST WALKS ALLOWED

1.	382.....	1986
2.	364.....	1985
3.	350.....	1988
4.	343.....	1987
5.	339.....	1993
6.	337.....	1990
7.	322.....	1994
8.	309.....	1995
9.	297.....	1989
10.	281.....	1997

FEWEST WALKS ALLOWED

1.	57.....	1965
2.	58.....	2020
3.	80.....	1969
	80.....	1963
5.	83.....	1968
6.	86.....	1970
	86.....	1961
8.	98.....	1966
	98.....	1962
10.	103.....	1972

MOST HITS ALLOWED

1.	680.....	1997
2.	642.....	1999
3.	632.....	2001
4.	608.....	1985
5.	591.....	2012
6.	573.....	1996
7.	572.....	2013
	572.....	2002
9.	570.....	1995
10.	566.....	2003

FEWEST HITS ALLOWED

1.	102.....	1965
2.	129.....	1966
	129.....	2020
4.	156.....	1969
5.	165.....	1961
6.	167.....	1967
7.	177.....	1962
8.	178.....	1973
9.	189.....	1968
10.	192.....	1963

MOST RUNS ALLOWED

1.	486.....	1985
2.	467.....	1997
3.	431.....	1996
4.	419.....	1995
5.	397.....	1999
6.	392.....	1993
7.	384.....	1988
8.	379.....	2009
9.	364.....	1994
10.	361.....	1990

FEWEST RUNS ALLOWED

1.	57.....	1965
2.	80.....	1966
3.	84.....	1969
4.	95.....	2020
	95.....	1970
6.	98.....	1961
7.	105.....	1967
8.	110.....	1963
9.	111.....	1968
10.	113.....	1973

WILD PITCHES

1.	77.....	1987
2.	73.....	1994
3.	61.....	2018
	61.....	1988
5.	60.....	2019
6.	59.....	1995
7.	57.....	1993
8.	54.....	2023
9.	53.....	2011
	53.....	2010
	53.....	2007
	53.....	1990

HIT BATTERS

1.	76.....	2013
2.	74.....	2009
3.	69.....	1995
4.	67.....	2024
5.	66.....	2023
6.	64.....	2008
7.	63.....	2007
8.	62.....	1996
9.	60.....	2025
10.	57.....	2019

PUTOUTS

1.	1,929.....	2005
2.	1,802.....	2002
3.	1,795.....	2000
4.	1,724.....	2003
5.	1,716.....	2001
6.	1,660.....	2014
7.	1,648.....	1990
8.	1,643.....	1988
9.	1,642.....	2024
10.	1,613.....	2025

ASSISTS

1.	837.....	2005
2.	745.....	1988
3.	734.....	1990
4.	727.....	2002
5.	719.....	2016
	719.....	1997
7.	712.....	2001
8.	703.....	2012
9.	698.....	2003
10.	697.....	1999

ERRORS

1.	147.....	1985
2.	114.....	1990
3.	111.....	1991
4.	110.....	1981
5.	108.....	1988
6.	106.....	2001
7.	103.....	1986
8.	102.....	1978
9.	99.....	1992
	99.....	1982
	99.....	1979

FIELDING PCT.

1.	.981.....	2013
2.	.979.....	2021
	.979.....	2015
4.	.978.....	2023
5.	.977.....	2017
6.	.976.....	2016
	.976.....	2014
8.	.975.....	2025
	.975.....	2011
	.975.....	2005
	.975.....	2004



NEBRASKA 3, KANSAS 0 (MAY 3, 1980)

Kansas	AB	R	H	BI	Nebraska	AB	R	H	RBI
Jeltz, 2b	3	0	0	0	G. Schafer, 2b	2	1	0	0
Riley, rf	3	0	0	0	C. Chavez, ss	3	0	2	1
Lewallen, cf	3	0	0	0	J. Hunter, dh	3	0	0	0
Gundelfinger, dh	2	0	0	0	J. Scherger, lf	3	0	0	0
Gray, 1b	2	0	0	0	S. Haas, cf	2	0	0	0
Graham, c	2	0	0	0	M. Prior, 3b	2	0	1	0
Gile, 3b	0	0	0	0	S. Oakley, rf	3	0	0	0
Hibbs, ss	2	0	0	0	S. Stanicek, 1b	1	1	0	0
Wright, lf	2	0	0	0	M. Haas, c	2	1	1	2
Ritscher, 2b	2	0	0	0					
Totals	21	0	0	0	Totals	21	3	4	3

Teams	123	456	7		R	H	E
Kansas	000	000	0	-	0	0	0
Nebraska	002	010	X	-	3	4	0

Kansas	IP	H	R	ER	BB	SO
Hicks (L, 2-4)	6	4	3	3	4	3

Nebraska	IP	H	R	ER	BB	SO
Cliff Faust (W, 7-1)	7	0	0	0	0	5

Game Summary: After plowing his way through Kansas' first 20 batters, (and having only four Jayhawks hit the ball out of the infield) senior pitcher Cliff Faust must have thought he was seeing his perfect game slip away. The Jayhawks' Dick Lewallen came to the plate with two outs in the seventh (and final inning) and promptly hit a sinking line drive into left field. But left fielder Joe Scherger made a diving grab to save Faust's perfect game. Outside of Lewallen's game ender, no other Jayhawk made a serious bid to reach base.

FIVE INDIVIDUAL NO-HITTERS

OKLAHOMA 1, NEBRASKA 0 (MAY 18, 1957)

Teams	123	456	7	R	H	E
Oklahoma	010	000	0	-	1	0 1
Nebraska	000	000	0	-	0	3 2

Oklahoma	IP	H	R	ER	BB	SO
Tony Risinger (W)	7	3	0	0	2	4

Nebraska	IP	H	R	ER	BB	SO
Dwight Siebler (L)	7	0	1	0	3	9

Game Summary: Dwight Siebler hurled a seven-inning no-hitter against Oklahoma, but was tagged with the loss. A throwing error by Siebler in the second inning on a bunt allowed the game's only run to score.

NEBRASKA 21, AUSTIN COLLEGE (MARCH 15, 1978)

Teams	123	456	R	H	E
Austin	000	000	-	0	0 3
Nebraska	203	01(15)	-	21	17 1

Austin College	IP	H	R	ER	BB	SO
Ventucci (L)	5	7	8	8	9	1
Broach	1	10	13	12	2	0

Nebraska	IP	H	R	ER	BB	SO
Tim Burke (W)	6	0	0	0	4	8

Game Summary: The Huskers scored 15 runs in the bottom of the sixth inning to give future Major League All-Star Tim Burke a six-inning no-hitter.

NEBRASKA 5, OKLAHOMA 0 (APRIL 5, 1981)

Teams	123	456	7	R	H	E
Oklahoma	000	000	0	-	0	0 2
Nebraska	101	030	X	-	5	8 2

Oklahoma	IP	H	R	ER	BB	SO
Bruce Hinz (L)	5	7	5	4	3	1
Scott Dean	1	1	0	0	0	0

Nebraska	IP	H	R	ER	BB	SO
Anthony Kelley (W)	7	0	0	0	3	7

Game Summary: Freshman Anthony Kelley made his first career conference victory a memorable one, tossing a no-hitter against Oklahoma. Kelley was never in any serious trouble as he struck out seven, while walking three. Steve Stanicek provided the offensive punch, slugging a two-run homer.

NEBRASKA 1, KANSAS 0 (APRIL 20, 1954)

Teams	123	456	789	R	H	E
Kansas	000	000	000	-	0	0 0
Nebraska	000	100	00X	-	1	3 1

Kansas	IP	H	R	ER	BB	SO
Brose (L)	8	3	1	1	5	3

Nebraska	IP	H	R	ER	BB	SO
Richard Geier (W)	9	0	0	0	0	10

Game Summary: In the third inning, Geier struck out a batter on a ball in the dirt, but the batter reached first on a throwing error after the catcher over-threw the first baseman. The next batter popped up to the catcher, who threw to first and doubled the runner. Geier faced the minimum 27 batters in the win.

NEBRASKA 8, KANSAS STATE 0 (MAY 1, 2024)

Teams	123	456	789	R	H	E
Kansas State	000	000	000	-	0	0 2
Nebraska	100	041	11x	-	8	12 1

Kansas State	IP	H	R	ER	BB	SO
Wintroub (L)	2.1	2	1	0	1	3
Wisembaker	1.2	2	0	0	1	1
Slack	0.1	1	2	2	0	0
Dean	0.2	2	2	2	0	1
Arther	1.2	3	2	2	1	0
Roberts	0.1	0	0	0	0	0
Frost	1.0	2	1	1	0	0

Nebraska	IP	H	R	ER	BB	SO
Jackson Brockett (W)	9	0	0	0	2	12

Game Summary: Jackson Brockett pitched the first-ever individual no-hitter at Hawks Field at Haymarket Park. Brockett struck out a career-high 12 batters and faced two baserunners in the fifth after a walk and an error, but retired the final 14 batters faced to preserve the first individual no-hitter in program history in 70 years.

FOUR COMBINED NO-HITTERS

NEBRASKA 10, DANA COLLEGE 0 (APRIL 17, 1978)

Nebraska Pitchers	IP	H	R	ER	BB	SO
Tim Pettit	4	0	0	0	2	3
Mark DiBenedetti	1	0	0	0	1	2

NEBRASKA 25, MISSOURI WESTERN 0 (MARCH 5, 1986)


Nebraska Pitchers	IP	H	R	ER	BB	SO
Phil Harrison	6	0	0	0	2	10
Rocky Johnson	2	0	0	0	1	1
Kevin Merrill	1	0	0	0	0	0

NEBRASKA 15, PERU STATE 0 (MARCH 6, 1993)

Nebraska Pitchers	IP	H	R	ER	BB	SO
Tom Bergan	3	0	0	0	1	3
Casey Deskins	3	0	0	0	2	5
Troy Brohawn	1	0	0	0	1	2
Steve Boyd	2	0	0	0	1	1

NEBRASKA 3, ARKANSAS 0 (APRIL 16, 2013)

Nebraska Pitchers	IP	H	R	ER	BB	SO
Kyle Kubat	5	0	0	0	1	3
Tyler Niederklein	2.1	0	0	0	1	1
Dylan Vogt	1.2	0	0	0	1	1



BOB CERV (1950)

Outfielder

- *American Baseball Coaches Association*

A four-year starter from 1947 to 1950, Bob Cerv led NU to a pair of Big Seven titles in his Husker career. The Weston, Neb., native earned first-team All-America honors from the ABCA in 1950 after batting .444 – an average that ranks seventh on NU's single-season chart – with nine homers and 36 RBIs. He displayed tremendous power, leading the nation with an .878 slugging percentage in 1950, helping the Huskers to a Big Seven Conference title and an

appearance in the NCAA playoffs.



DON BROWN (1956)

Third Baseman

- *American Baseball Coaches Association*

Don Brown became the second Husker to receive first-team All-America honors from the ABCA, leading the Huskers to a 12-8 record and a second-place finish in the Big Seven Conference. A two-year letterwinner who led the Huskers in hitting in 1955 and 1956, the Omaha, Neb., native batted .446 as a senior, leading NU in RBIs (19), hits (37) and total bases (58). His .446 average ties for fifth-highest in school history. For his efforts, he was a two-time

team MVP.



GENE STOHS (1972)

Outfielder

- *The Sporting News*

One of the finest players in Nebraska history, Gene Stohs capped his career by earning first-team All-America honors from The Sporting News in 1972. A four-year letterwinner and an All-Big Eight selection, he batted .369, while leading the Huskers in hits (39), runs scored (22), doubles (7) and stolen bases (12). Stohs struck out just three times in 106 at-bats. Stohs also holds the distinction of being NU baseball's first two-time CoSIDA Academic

All-American, earning second-team honors in 1970 and 1972.



STEVE STANICEK (1982)

First Baseman

- *Baseball America*

Steve Stanicek had one of the finest seasons in school history in 1982 en route to first-team All-America honors from Baseball America. He hit .449 with 20 home runs and 70 RBIs, while setting a school record with his .930 slugging percentage. His .569 on-base percentage as a junior was the second best in school history. The Park Forest, Ill., native became the first Husker ever drafted in the first round of the MLB Draft, as the No. 11 player selected by the

San Francisco Giants.



PAUL MEYERS (1986)

Outfielder

- *The Sporting News*

Paul Meyers capped a stellar Husker career by earning All-America honors from The Sporting News in 1986. As a senior, he batted .347 with 85 hits, 20 doubles and 66 RBIs and a .629 slugging percentage. A career .350 hitter, Meyers' productive career etched his name in the NU record books, as he ranks second with 209 RBIs, seventh with 250 hits and is also in the top 10 in both homers and total bases. Meyers was selected by the San Francisco Giants in the

fourth round of the 1986 MLB Draft.



TROY BROHAWN (1993)

Left-Handed Pitcher

- *Collegiate Baseball*

Troy Brohawn enjoyed the finest season ever by a Husker pitcher en route to first-team All-America honors from Collegiate Baseball. The southpaw from Woolford, Md., went 13-0 with a 3.16 ERA, striking out a then-school record 123 batters in 111.1 innings. He tossed nine complete games and struck out 10 or more hitters in six outings. The second Husker to ever earn first-team All-Big Eight honors at two positions, Brohawn batted .329 with three homers

and 34 RBIs while playing first base. He was selected by the San Francisco Giants in the fourth round of the 1994 MLB Draft.



MARC SAGMOEN (1993)

Outfielder

- *Collegiate Baseball*


- *U.S. Baseball Association*

- *National Collegiate Baseball Writers Association*

- *American Baseball Coaches Association*

Marc Sagmoen etched his name in the record books at NU, capping his career with first-team All-America accolades in 1993 from Collegiate Baseball, USBWA, NCBWA and the ABCA. He set the NU

career mark with a .451 average during his two seasons. As a senior, he hit .454 with 18 homers and 79 RBIs, as he ranked fifth nationally in hitting and fourth in slugging percentage (.859). He was a 10th-round selection by the Texas Rangers in the 1994 MLB Draft.



DARIN ERSTAD (1995)

Outfielder

- *Collegiate Baseball*

- *Baseball America*

- *National Collegiate Baseball Writers Association*

- *American Baseball Coaches Association*

Darin Erstad enjoyed a stellar 1995 season on his way to consensus first-team All-America honors. He hit .410 with 19 homers and 79 RBIs, while setting single-season records in extra-base hits (46) and

total bases (194). One of the best hitters in school history, Erstad finished his three-year career as a top-five performer in eight categories and held NU's career hits record until the 2002 season. The top pick in the 1995 MLB Draft by the Anaheim Angels, Erstad was a two-time MLB All-Star and helped the Angels to their first World Series championship in 2002.



KEN HARVEY (1999)

First Baseman

- *Collegiate Baseball*

- *Baseball America*

- *Baseball Weekly*

- *National Collegiate Baseball Writers Association*

- *American Baseball Coaches Association*

First baseman Ken Harvey earned consensus first-team All-America honors in 1999, leading the Huskers to a Big 12 Tournament title and an NCAA appearance. He led the nation with a .478 average, while hitting 23 homers and driving in 86 runs. Although he made his name on offense, Harvey was the Easton Redline

Defensive Player of the Year after committing just two errors in 1999. A career .426 hitter, Harvey was selected in the fifth round of the 1999 MLB Draft by the Kansas City Royals and played in the MLB All-Star Game in 2004.



SHANE KOMINE (2000, 2001)

Right-Handed Pitcher

- *Baseball Weekly*

- *Collegiate Baseball (2)*

- *The Sporting News*

- *National Collegiate Baseball Writers Association*

The first two-time first-team All-American in school history, Shane Komine was a first-team All-America selection in 2000 and 2001. He posted records of 11-4 as a sophomore and 14-2 in 2001,

helping NU to back-to-back 50-win seasons. A two-time Big 12 Pitcher of the Year, Komine struck out a school-record 159 batters in 2000. He holds school records for wins (41), strikeouts (510) and innings pitched (431.0), while his strikeout total ranked fifth in NCAA history. A second-team CoSIDA Academic All-American as a senior, Komine was drafted in the ninth round by the Oakland Athletics in 2002.





JOHN COLE (2001)

Outfielder/Second Baseman
 - *American Baseball Coaches Association*
 - *Baseball America*

John Cole helped NU to three straight NCAA tournaments and a Big 12 title in 2001. The 5-11, 185-pounder batted .418 with 11 homers, 61 RBIs and 28 steals in his final season at NU. He finished his career with a .380 average and was in the top 10 in stolen bases (59). A fifth-round selection by the Seattle Mariners in 2001, Cole was a first-team CoSIDA Academic All-American, becoming the first baseball player at NU to capture first-team All-America honors on and off the field in the same year.



MATT HOPPER (2001)

Designated Hitter
 - *The Sporting News*

Matt Hopper capped an amazing sophomore campaign by earning first-team All-America honors from The Sporting News in 2001. The 6-4, 215-pound designated hitter batted .358 with 12 homers and 85 RBIs, a total that ranked third nationally, to help the Huskers to a Big 12 title and a College World Series appearance. A career .350 hitter, Hopper finished his career as the school and Big 12 all-time leader in homers (64), RBIs (271), hits (338) and runs scored (246). The 2003 Big 12 Player of the Year, Hopper was a 10th-round pick by the Philadelphia Phillies in 2003.



DAN JOHNSON (2001)

First Baseman
 - *Baseball Weekly*
 - *National Collegiate Baseball Writers Association*
 - *The Sporting News*

One of the most prolific sluggers in school annals, Dan Johnson earned consensus first-team All-America honors in 2001, leading the Huskers to a Big 12 title and a CWS appearance. As a senior, Johnson batted .361 and led the Big 12 in homers (25) and RBIs (86), totals that ranked in the top five nationally. The Howser Award finalist also led the Big 12 in runs scored (77), walks (63), on-base percentage (.507) and slugging percentage (.762). He was a seventh-round selection by Oakland in the 2001 MLB Draft.



JEFF LEISE (2002)

Outfielder
 - *American Baseball Coaches Association*

After leading his team to the CWS for the second straight year in 2002, Jeff Leise earned first-team All-America honors from the ABCA. The center fielder from Omaha, Neb., batted .371 with 12 homers, 51 RBIs and led the team with 25 stolen bases. The District VI Player of the Year by the NCBWA, he tied a school record with 109 hits, while his eight triples ranked second on NU's charts. A two-time CoSIDA Academic All-American, Leise was chosen as the Baseball Academic All-American of the Year in both 2002 and 2003.



JED MORRIS (2002)

Catcher
 - *Collegiate Baseball*
 - *Baseball Weekly*
 - *National Collegiate Baseball Writers Association*
 - *American Baseball Coaches Association*

Jed Morris slugged his way to consensus first-team All-America honors in 2002. The catcher from Seabrook, Texas, batted .382 with 23 homers and tied the school mark with 90 RBIs. Morris was the 2002 Big 12 Player of the Year and one of three finalists for the ABCA National Player-of-the-Year Award. A two-time Big 12 Player of the Week, Morris earned national player-of-the-week honors from Collegiate Baseball, when he homered in five consecutive games. Morris finished his career among the top 10 in batting average (.367, ninth) and slugging percentage (.674, sixth).



ALEX GORDON (2004, 2005)

Third Baseman
 - *Baseball America* (2)
 - *Collegiate Baseball* (2)
 - *Sports Weekly* (2)
 - *National Collegiate Baseball Writers Association* (2)
 - *American Baseball Coaches Association* (2)
 - *College Baseball Insider*

Alex Gordon was the second Husker to be named a two-time first-team All-American, earning the honor in 2004 and 2005. A two-time Big 12 Player of the Year, Gordon hit .365 with 18 homers and 75 RBIs as a sophomore. He ranked in the top four in the Big 12 in nine offensive categories in 2004, including league highs in slugging percentage, on-base percentage and triples while ranking second in homers and third in RBIs. The most decorated player in Nebraska baseball history, Gordon won the Dick Howser, Brooks Wallace and Golden Spikes Award in 2005, leading the Huskers to a Big 12 title and CWS appearance. He hit .372 with 19 homers and 66 RBIs, ranking in the top 10 in the Big 12 in all 12 offensive categories. He topped the league in six categories, including runs scored, slugging percentage and on-base percentage. Gordon was the No. 2 overall pick in the 2005 MLB First-Year Player Draft by the Kansas City Royals. Gordon retired following the 2020 season, spending all 14 years of his career in Kansas City. Gordon was an eight-time MLB Gold Glove winner, three-time MLB All-Star and 2015 World Series champion.



SPENCER SCHWELLENBACH (2021)

Shortstop/Right-Handed Pitcher
 - *D1Baseball*
 - *American Baseball Coaches Association/Rawlings*

Tabbed an All-American by five different publications in 2021, including a first-team pick by D1Baseball and ABCA/Rawlings, Schwellenbach ranked in the top 10 in the Big Ten in runs, RBI and walks, while in the field he committed just four errors in 186 chances. He made his debut on the mound in 2021, and led the Big Ten with 10 saves and did not allow a run in 17 of his 18 appearances. He fanned 34 in 31.2 innings and held opposing hitters to a .198 average. His last appearance on the mound was a season-high 4.2-inning shutout relief appearance in the NCAA Tournament over then No. 1 Arkansas.



GOLDEN SPIKES AWARD

1995 Darin Erstad (Finalist)
 1999 Ken Harvey (Finalist)
 2005 Alex Gordon (**Winner**)
 2018 Scott Schreiber (Semifinalist)
 2021 Spencer Schwellenbach (Semifinalist)
 2023 Max Anderson (Semifinalist)

BROOKS WALLACE AWARD

2005 Alex Gordon (**Winner**)

ABCA PLAYER OF THE YEAR

2002 Jed Morris (Finalist)
 2005 Alex Gordon (**Winner**)

DICK HOWSER AWARD

2000 Shane Komine (Finalist)
 2001 Dan Johnson (Finalist)
 2004 Alex Gordon (Finalist)
 2005 Alex Gordon (**Winner**)
 2023 Max Anderson (Semifinalist)
 2023 Brice Matthews (Semifinalist)
 2024 Brett Sears (Semifinalist)

ROTARY SMITH AWARD

1999 Ken Harvey (Finalist)
 2002 Shane Komine (Semifinalist)

JOHNNY BENCH/BUSTER POSEY AWARD

2000 Justin Cowan (Finalist)
 2008 Mitch Abeita (Semifinalist)
 2024 Josh Caron (Semifinalist)

JOHN OLERUD AWARD

2017 Jake Meyers (Finalist)
 2021 Spencer Schwellenbach (**Winner**)

SENIOR CLASS AWARD

2018 Scott Schreiber (Finalist - Second Team)

EASTON/REDLINE NATIONAL DEFENSIVE PLAYER OF THE YEAR

1999 Ken Harvey (**Winner**)

NCBWA DISTRICT PLAYER OF THE YEAR

2000 Shane Komine, SP
 2001 Dan Johnson, 1B
 2002 Jeff Leise, OF
 2003 Matt Hopper, 1B
 2004 Alex Gordon, 3B
 2005 Alex Gordon, 3B
 2006 Luke Gorsett, OF
 2023 Max Anderson, 2B
 2024 Brett Sears, SP

NATIONAL COACH OF THE YEAR

2001 Dave Van Horn (BA)

SECOND-TEAM ALL-AMERICANS

(18 Seasons • 32 Certificates)

1955 Don Brown, INF
 1966 Bob Churchich, INF (ABCA)
 1973 Bob Munson, OF (ABCA)
 1985 Paul Meyers, OF (BA)
 1993 Troy Brohawn, UTIL (ABCA)
 2000 Shane Komine, SP (BA, ABCA)
 2001 Shane Komine, SP (ABCA, BA, TSN)
 2001 Dan Johnson, 1B (ABCA, CB)
 2001 John Cole, OF (TSN)
 2002 Shane Komine, SP (ABCA, BA)
 2003 Matt Hopper, 1B (BA)
 2003 Aaron Marsden, SP (BA)
 2006 Luke Gorsett, OF (NCBWA)
 2011 Cody Asche, 3B (CB)
 2018 Jake Hohensee, RP (NCBWA)

2023 Max Anderson, 2B (D1B, BA, ABCA, CB, PG, NCBWA)
 2023 Brice Matthews, SS (NCBWA)
 2024 Brett Sears, SP (D1B, BA, ABCA, NCBWA, PG)

THIRD-TEAM ALL-AMERICANS
 (30 Seasons • 38 Certificates)

1951 Bob Diers, OF
 1952 Jerry Dunn, OF
 1953 Paul Novak, P
 1954 Fred Seger, INF
 1955 Bill Giles, 1B
 1965 Stan Bahnsen, P
 1983 Dan Boever, OF (BA)
 1985 Bill McGuire, C
 1985 Mike Duncan, 1B
 1990 Kevin Jordan, 2B
 1993 Troy Brohawn, P (BA, NCBWA)
 1993 Marc Sagmoen, OF (BA)
 1997 Todd Sears, 1B (NCBWA)
 2000 Justin Cowan, C (CB, NCBWA)
 2000 Matt Hopper, DH (ABCA)
 2001 John Cole, OF (CB)
 2002 Shane Komine, SP (NCBWA)
 2002 Jed Morris, C (BA)
 2003 Aaron Marsden, P (CB, NCBWA)
 2003 Matt Hopper, 1B (CB, NCBWA)
 2005 Joba Chamberlain, P (CB)
 2005 Johnny Dorn, P (CB, NCBWA, ABCA)
 2006 Ryan Wehrle, SS (CB)
 2006 Tony Watson, P (NCBWA, CB)
 2008 Johnny Dorn, P (NCBWA)
 2012 Michael Pritchard, DH (NCBWA)
 2014 Chance Sinclair, P (CB)
 2017 Jake Meyers, UTIL (BA, NCBWA)
 2018 Scott Schreiber, 1B (ABCA)
 2023 Brice Matthews, SS (PG, CB)

2005 Alex Gordon, 3B
 2005 Johnny Dorn, RHP
 2006 Luke Gorsett, OF
 2008 Mitch Abeita, C
 2010 Adam Bailey, OF
 2014 Pat Kelly, 2B
 2018 Scott Schreiber, 1B
 2018 Jesse Wilkening, DH
 2021 Spencer Schwellenbach, RHP
 2023 Max Anderson, 2B
 2023 Brice Matthews, SS
 2024 Brett Sears, SP

ABCA AII-REGION SECOND-TEAM (Since 2003)

2005 Curtis Ledbetter, 1B
 2005 Joba Chamberlain, RHP
 2006 Ryan Wehrle, SS
 2006 Brett Jensen, RHP
 2008 Jake Opitz, 2B
 2008 Johnny Dorn, RHP
 2011 Cody Asche, 3B
 2012 Michael Pritchard, DH
 2014 Chance Sinclair, RHP
 2016 Scott Schreiber, 1B
 2018 Jake Hohensee, RHP

FRESHMAN ALL-AMERICANS

(20 Seasons • 36 Certificates)

1988 Bobby Benjamin, OF [CB (1st)]
 1992 Darin Petersen, SS [CB (1st)]
 1992 Jed Dalton, OF [CB (2nd)]
 1995 Todd Sears, 1B [CB (1st)]
 1999 Shane Komine, RHP [CB (1st)]
 2000 Matt Hopper, DH [CB (1st), BA (1st), BW (1st)]
 2000 Jamie Rodrigue, LHP [CB (1st), BA (2nd)]
 2002 Daniel Bruce, OF [CB (HM)]
 2002 Phil Shirek, RHP [CB (HM)]
 2002 Brian Duensing, LHP [CB (HM)]
 2003 Alex Gordon, 3B (CB)
 2003 Tim Schoeninger, RHP (CB)
 2005 Johnny Dorn, RHP [BA (1st), (CB)]
 2005 Tony Watson, LHP (CB)
 2012 Pat Kelly, 2B [CB, BA (1st), NCBWA (1st), PG (2nd)]
 2012 Kyle Kubat, SP (CB)
 2014 Ryan Boldt, OF [CB, BA (2nd), PG (2nd)]
 2016 Chad Luensmann, RP [NCBWA, CB, BA (2nd), D1B (2nd), PG (2nd)]
 2019 Colby Gomes, RP [NCBWA (1st)]
 2020 Leighton Banjoff, DH (CB)
 2021 Max Anderson, 3B [D1Baseball (2nd), PG (2nd), (CB)]

Key: D1B - D1Baseball

BA - Baseball America

ABCA - American Baseball Coaches Association

BW - Baseball Weekly

CB - Collegiate Baseball

NCBWA - National Collegiate Baseball Writers Association

PG - Perfect Game

TSN - The Sporting News

ABCA AII-REGION FIRST-TEAM (Since 2003)

2003 Matt Hopper, 1B
 2003 Aaron Marsden, RHP
 2004 Alex Gordon, 3B

BIG EIGHT PLAYER OF THE YEAR

1995 Darin Erstad (Player)

BIG 12 PLAYER OF THE YEAR

2000 Shane Komine (Pitcher)
 2001 Shane Komine (Pitcher)
 2002 Jed Morris (Player)
 2003 Matt Hopper (Player)
 2004 Alex Gordon (Player)
 2005 Alex Gordon (Player)

BIG 12 FRESHMAN OF THE YEAR

1999 Shane Komine (Pitcher)
 2000 Matt Hopper (Player)
 2005 Johnny Dorn (Pitcher)

BIG 12 NEWCOMER OF THE YEAR

2000 Dan Johnson (Player)
 2002 Aaron Marsden (Pitcher)
 2005 Joba Chamberlain (Pitcher)

BIG 12 COACH OF THE YEAR

2001 Dave Van Horn
 2003 Mike Anderson
 2005 Mike Anderson

BIG TEN PLAYER OF THE YEAR

2021 Spencer Schwellenbach (Player/
 Pitcher)

BIG TEN PITCHER OF THE YEAR

2024 Brett Sears

BIG TEN FRESHMAN OF THE YEAR

2016 Chad Luensmann (Pitcher)
 2021 Max Anderson (Player)

BIG TEN COACH OF THE YEAR

2017 Darin Erstad
 2021 Will Bolt

ALL-CONFERENCE HONORS

FIRST-TEAM

1958 Larry Lewis, OF
 Gene Torczon, OF
 Jim Kane, C
 Dwight Siebler, SP
 1959 Ken Ruisinger, 1B
 1962 Steve Smith, OF
 Don Purcell, C
 1965 Stan Bahnsen, SP
 1966 Bob Brand, 1B
 Bob Churchill, 3B
 Alex Walter, OF
 Gary Neibauer, SP
 1972 Sam Sharpe, 2B
 Gene Stohs, OF
 1973 Bob Munson, OF
 1977 Paul Haas, OF
 Steve McManaman, DH
 1979 Joe Scherger, OF
 1980 Joe Scherger, OF
 Jeff Hunter, 3B
 Tim Burke, SP
 1981 Chris Chavez, SS
 Roger Hill, CF
 1982 Steve Stanicek, 1B
 Roger Hill, CF
 Anthony Kelley, SP
 1983 Dan Boever, 1B
 1984 Bill McGuire, C/RP
 Scott Hooper, 3B
 Mike Duncan, 1B
 1985 Bill McGuire, C

Larry Mims, SS
 Paul Meyers, OF
 1986 Paul Meyers, OF
 Phil Harrison, LHP
 1988 Ken Ramos, OF
 Jeff Taylor, 1B
 Pat Leinen, SP
 1990 Bobby Benjamin, 1B
 Kevin Jordan, UT
 Dave Matranga, RP
 1991 Dave Matranga, RP
 Bill Vosik, 3B
 1992 Jeff Murphy, C
 1993 Steve Boyd, RP
 Troy Brohawn, DH/SP
 Marc Sagmoen, OF
 1994 Derek Dukart, 3B
 Darin Erstad, OF
 Mike Bellows, RP
 1995 Darin Erstad, OF
 Alvie Shepherd, DH
 Jonas Armenta, RP
 1997 Todd Sears, UT
 Francis Collins, OF
 1999 Ken Harvey, 1B
 2000 Justin Cowan, C
 Shane Komine, SP
 Matt Hopper, DH
 Dan Johnson, 1B
 2001 John Cole, OF/2B
 Matt Hopper, DH
 Shane Komine, SP
 Dan Johnson, 1B
 Thom Ott, RP
 2002 Jeff Leise, OF
 Aaron Marsden, SP
 Jed Morris, C
 2003 Matt Hopper, 1B
 Curtis Ledbetter, DH
 Aaron Marsden, SP
 Quinton Robertson, SP
 2004 Alex Gordon, 3B
 2005 Alex Gordon, 3B
 Curtis Ledbetter, 1B
 Johnny Dorn, SP
 Joba Chamberlain, SP
 2006 Brandon Buckman, 1B
 Ryan Wehrle, SS
 Luke Gorsett, OF
 Tony Watson, SP
 Brett Jensen, RP
 2008 Jake Opitz, 2B
 Mitch Abeita, C
 Johnny Dorn, SP
 2010 Adam Bailey, OF
 2011 Cody Asche, 3B
 2012 Chad Christensen, SS
 Michael Pritchard, DH
 Rich Sanguinetti, OF
 2013 Chad Christensen, OF
 Pat Kelly, 2B
 2014 Pat Kelly, 2B
 Michael Pritchard, OF
 Chance Sinclair, P
 2016 Scott Schreiber, 1B
 2017 Jake Meyers, UTL
 Scott Schreiber, DH
 2021 Spencer Schwellenbach, RP
 Luke Roskam, C
 Jaxon Hallmark, OF
 Cade Povich, SP
 2023 Max Anderson, 2B
 Brice Matthews, SS
 2024 Brett Sears, SP

SECOND-TEAM

1977 Kirk Eymann, P
 Joe Scherger, OF
 1978 Joe Scherger, OF
 Dan Dixon, OF
 1979 Tim Burke, P
 1980 Stan Haas, OF
 Cliff Faust, P
 1986 Larry Mims, 2B
 1987 Ron Crowe, 3B
 Todd Bunge, OF
 Steve Spurgeon, RP
 1988 Bobby Benjamin, OF
 Joe Federico, DH
 1989 Ken Ramos, OF
 Doug Twitty, UT
 1990 Bill Vosik, 3B
 Shawn Buchanan, OF
 1991 Brian McArn, OF
 Mike Zajeski, RHP
 1993 Brian Martin, RHP
 Sean McKenna, C
 1994 Troy Brohawn, LHP
 1995 Bob Courter, RHP
 Jed Dalton, 3B
 Mel Motley, OF
 Darin Petersen, SS
 Craig Sanders, RHP
 1996 Francis Collins, OF
 Spencer Van Linge, RHP
 1998 Ken Harvey, DH
 2000 Adam Stern, OF
 2001 Jeff Leise, OF
 Jed Morris, C
 2003 Jeff Leise, OF
 2004 Zach Kroenke, SP
 Jake Mullinax, 2B
 Justin Pekarek, RP
 2005 Joe Simokaitis, SS
 Daniel Bruce, OF
 Zach Kroenke, SP
 Brett Jensen, RP
 2006 Andrew Brown, UTL
 Johnny Dorn, SP
 2007 Jeff Tezak, DH
 Tony Watson, SP
 2008 Thad Weber, SP
 2010 DJ Belfonte, OF
 2011 Casey Hauptman, P
 2012 Josh Scheffert, 3B
 2013 Michael Pritchard, DH
 2014 Christian DeLeon, P
 Blake Headley, 1B
 2015 Ryan Boldt, OF
 Tanner Lubach, C
 Chance Sinclair, SP
 2016 Ryan Boldt, OF
 Chad Luensmann, RP
 Steven Reveles, SS
 2018 Scott Schreiber, 1B
 Jesse Wilkening, C
 2019 Cam Chick, DH
 Aaron Palensky, OF
 Max Anderson, 3B
 2022 Emmett Olson, SP
 2023 Gabe Swansen, OF
 2024 Mason McConnaughey, SP
 2024 Tyler Stone, DH
 2025 Luke Broderick, RP

THIRD-TEAM

2012 Pat Kelly, 2B
 Kyle Kubat, P
 Richard Stock, 1B

2013 Blake Headley, 3B
 Kash Kalkowski, 1B
 Rich Sanguinetti, OF
 2014 Zach Hirsch, P
 2015 Josh Roeder, RP
 2016 Jake Meyers, OF
 Ben Miller, DH
 2017 Angelo Altavilla, SS
 Jake Hohensee, SP
 2023 Shay Schanaman, RP
 2024 Case Sanderson, OF

HONORABLE-MENTION

1978 Pete O'Brien, 1B
 Gary Nolting, P
 Tim Carroll, OF
 1979 Bob Gebler, OF
 Steve Oakley, OF
 Jim McManus, P
 1980 Steve Stanicek, 1B
 1981 Tim Sinovich, 1B
 1982 Mark Mauer, DH
 Todd Oakes, P
 Jeff Anderson, P
 1983 Kurt Eubanks, 2B
 Turner Gill, SS
 Reggie Dymally, OF
 Ben Amaya, C
 Jeff Carter, OF
 Jeff Koenigsman, P
 Jeff Anderson, P
 1984 Paul Meyers, OF
 Mark Davis, OF
 Dave Turney, OF
 Kurt Eubanks, 2B
 Jeff Anderson, P
 1985 Mike Duncan, 1B
 Burt Beattie, 3B
 1986 Burt Beattie, C
 Todd Bunge, OF
 1987 Mark Kister, 1B
 Ken Sirak, SS
 Ken Ramos, OF
 John Lepley, SP
 1988 Tim Pettengill, C
 1989 Pat Leinen, SP
 1990 Brian McArn, OF
 1991 Shawn Buchanan, OF
 1992 John Izumi, SP
 Mike Zajeski, SP
 Dale Hagy, 2B
 Josh Bullock, SP
 Steve Boyd, RP
 1993 Jed Dalton, OF
 Derek Dukart, 3B
 Darin Erstad, OF
 James Garcia, OF
 Darin Petersen, 2B
 1994 Jed Dalton, OF
 Tom Bergan, SP
 1995 Todd Sears, 1B
 Scott Wulfing, 2B
 1996 Todd Sears, 1B
 Pat Driscoll, SP
 1997 Steve Fish, SP
 1998 Bryan Schmidt, SS
 Matt Schuldt, SP
 Ken Harvey, DH
 1999 Shane Komine, SP
 Jamal Strong, OF
 Jeff Hedman, DH
 2000 Jamie Rodrigue, SP
 Will Bolt, 2B
 2001 Jeff Blevins, 3B



- Adam Stern, OF
- 2002 Jeff Blevins, 3B
Will Bolt, 2B
- 2003 John Grose, C
Alex Gordon, 3B
Jake Mullinax, 2B
Joe Simokaitis, SS
- 2004 Curtis Ledbetter, 1B
Joe Simokaitis, SS
- 2005 Brian Duensing, SP
Dustin Timm, RP
Ryan Wehrle, 2B
- 2006 Jeff Christy, C
Andy Gerch, DH
Nick Jaros, OF
Jake Opitz, 2B
- 2007 Mitch Abeita, C
Andrew Brown, 1B
Craig Corriston, 3B
Johnny Dorn, SP
Luke Wertz, RP
- 2008 Craig Corriston, 1B
Dan Jennings, RP
Bryce Nimmo, OF

ALL-FRESHMAN

- 2012 Austin Darby, OF
Pat Kelly, 2B
Kyle Kubat, SP
- 2014 Ryan Boldt, OF
- 2015 Scott Schreiber, 1B
Luis Alvarado, OF
Garett King, SP
- 2016 Chad Luensmann, RP
Matt Waldron, SP
- 2017 Luke Roskam, 3B
- 2018 Gunner Hellstrom, C
Jaxon Hallmark, OF
- 2019 Cam Chick, DH
- 2021 Max Anderson, 3B
Brice Matthews, SS
Garrett Anglim, OF
- 2024 Case Sanderson, OF
- 2025 Devin Nunez, UTIL

**COSIDA ACADEMIC ALL-AMERICANS
FIRST-TEAM**

1999 Erik Mumm, OF
2001 John Cole, OF
2002 Jeff Leise, OF*
2003 Jeff Leise, OF *
Aaron Marsden, P
2006 Brandon Buckman, 1B
2010 DJ Belfonte, OF
*- Academic All-American of the Year

SECOND-TEAM

1970 Gene Stohs, OF
Adrian Fiala, C
1972 Steve Achelpohl, IF
Gene Stohs, OF
1980 Steve Oakley, OF
1998 Matt Schuldt, RHP
2001 Jeff Leise, OF
2002 Shane Komine, P
2005 Daniel Bruce, OF
2011 Casey Hauptman, P
2024 Brett Sears, P

THIRD-TEAM

1983 Todd Oakes, RHP
1985 Mark Kister, C
2015 Ryan Boldt, OF
2016 Ryan Boldt, OF

COSIDA ACADEMIC ALL-DISTRICT VII

1997 Erik Mumm, OF
1998 Erik Mumm, OF
Matt Schuldt, RHP
1999 Erik Mumm, OF
2000 John Cole, OF
2001 John Cole, OF
Jeff Leise, OF
2002 Shane Komine, P
Jeff Leise, OF
2003 Jeff Leise, OF
Aaron Marsden, P
2004 Daniel Bruce, OF
2005 Daniel Bruce, OF
2006 Brandon Buckman, 1B
Bryce Nimmo, OF
2008 DJ Belfonte, OF
Dan Jennings, P
Bryce Nimmo, OF
Nick Sullivan, OF
2010 DJ Belfonte, OF
2011 Cody Asche, 3B
Cory Burlison, C
Casey Hauptman, P
2015 Ryan Boldt, OF
2016 Ryan Boldt, OF
2017 Chad Luensmann, P
2019 Alex Henwood, 2B
2021 Jaxon Hallmark, OF
2022 Griffin Everitt, C
2024 Brett Sears, P
Drew Christo, P
2025 Drew Christo, P
Caleb Clark, P
Casey Daiss, P
Cayden Brumbaugh, INF
Gabe Swansen, OF

NCAA POSTGRADUATE SCHOLARSHIP

2005 Daniel Bruce, OF
2009 Nick Sullivan, OF

BIG 12 POSTGRADUATE SCHOLARSHIP

2005 Daniel Bruce, OF

2009 Nick Sullivan, OF
2011 Casey Hauptman, P

**ACADEMIC ALL-BIG EIGHT
FIRST-TEAM**

1977 Tim Carroll, OF
1978 Tim Carroll, OF
1979 Tim Pettit, P
Steve Oakley, OF
Joe Scherger, OF
1983 Todd Oakes, P
1984 Bill McGuire, C/P
Jeff Koenigsman, P
1985 Bill McGuire, C/P
1986 Mark Kister, IF
Larry Mims, IF
1987 Mark Kister, IF
1988 Bruce Wobken, IF
1989 Bruce Wobken, IF
Mike Zajeski, P
1990 Charlie Colon, C
1991 Gary Tackett, OF
Bill Vosik, 3B
1992 Sean McKenna, OF
1993 Darin Erstad, OF
Matt McKay, 1B
Sean McKenna, C
Darin Petersen, 2B
1994 Darin Petersen, SS
Matt McKay, OF
Jed Dalton, OF
Derek Dukart, 3B
1995 Jed Dalton, 3B
Darin Erstad, OF
Darin Petersen, SS
Craig Sanders, RHP
Todd Sears, 1B
1996 Steve Fish, RHP
Jason Fry, OF/RHP
Craig Moore, INF
Todd Sears, 1B

**ACADEMIC ALL-BIG 12
FIRST TEAM**

1997 Jarod Bearinger, RHP
Brian Doerr, RHP
Erik Mumm, OF
1998 Jarod Bearinger, RHP
Erik Mumm, OF
Brian Rodaway, LHP
Matt Schuldt, RHP
1999 Jarod Bearinger, P
John Cole, OF
Scott Fries, P
Erik Mumm, OF
Brandt Vlieger, SS
2000 John Cole, OF
Scott Fries, P
Brandon Penas, P
2001 John Cole, OF
Shane Komine, P
Jeff Leise, OF
Brandon Penas, P
Adam Stern, OF
2002 Shane Komine, P
Jeff Leise, OF
Jamie Rodrigue, P
2003 Drew Anderson, OF
Daniel Bruce, OF
Matt Hopper, 1B
Jeff Leise, OF
Aaron Marsden, P
Jamie Rodrigue, P
2004 Daniel Bruce, OF

Justin Pekarek, P
Mike Sillman, P
Jeremy Becker, P
Dustin Timm, P
2005 Daniel Bruce, OF
Jeremy Becker, P
Brian Duensing, P
Dustin Timm, P
2006 Brandon Buckman, 1B
Bryce Nimmo, OF
Nick Sullivan, OF
Dustin Timm, P
2007 Bryce Nimmo, OF
2008 DJ Belfonte, OF
Zach Herr, P
Dan Jennings, P
Jake Mort, 3B
Bryce Nimmo, OF
Nick Sullivan, OF
Jeff Tezak, DH
2009 DJ Belfonte, OF
Matt Freeman, RHP
Casey Hauptman, RHP
Jake Mort, 3B
Cody Neer, C
Eric Rose, LHP
Nick Sullivan, OF
Jeff Tezak, 2B
2010 Cody Asche, 3B
DJ Belfonte, OF
Boomer Collins, OF
Tyler Farst, 1B
Casey Hauptman, P
Michael Mariot, P
Mike Nesseeth, P
2011 Cody Asche, 3B
Cory Burlison, C
Casey Hauptman, P
Zach Hirsch, P
Kale Kiser, OF
Tom Lemke, P
Tyler Niederklein, P
Matt Freeman, P
Eric Rose, P

SECOND-TEAM/HONORABLE-MENTION

1997 Matt Drevo, LHP
Craig Moore, OF/IF
1999 Will Bolt, 2B
Adam Stern, OF
2000 Brandt Vlieger, SS
2001 Thom Ott, P
Jamie Rodrigue, P
2002 Will Bolt, 2B
Steve Hale, P
2003 Josh Birmingham, INF
Curtis Ledbetter, DH/OF
2004 Curtis Ledbetter, 1B
John Grose, C
Jake Mullinax, 2B
Phil Shirek, P
2005 Phil Shirek, P
2006 Luke Wertz, P
2007 Matt Foust, P
Jake Mort, INF
Luke Wertz, RHP
2008 Jake Opitz, 2B
Thad Weber, RHP
2009 Tyler Farst, 1B
Michael Mariot, RHP
2011 Chase Adams, P
Kurt Farmer, 1B
Josh Scheffert, OF
Khris Tate, P

Patric Tolentino, C
Dylan Vogt, P

ACADEMIC ALL-BIG TEN

2012: Luke Bublitz, Cory Burlison, Chad Christensen, Kurt Farmer, Ryan Hander, Zach Hirsch, Jon Keller, Ty Kildow, Tyler King, Kale Kiser, Tom Lemke, Tyler Niederklein, Bryan Peters, Josh Scheffert, Dexter Spitsnogle, Sam Stucky, Dylan Vogt

2013: Luke Bublitz, Aaron Bummer, Chad Christensen, Taylor Fish, Ryan Hander, Blake Headley, Zach Hirsch, Ty Kildow, Tyler King, Kyle Kubat, Tyler Niederklein, Bryan Peters, Josh Scheffert, Logan Thune, Dylan Vogt

2014: Luke Bublitz, Aaron Bummer, Jeff Chesnut, Taylor Fish, Blake Headley, Zach Hirsch, Colton Howell, Ty Kildow, Tyler King, Kyle Kubat, Tanner Lubach

2015: Ryan Boldt, Jeff Chesnut, Christian Cox, Wes Edrington, Taylor Fish, Blake Headley, Max Knutson, Kyle Kubat, Matt Leuty, Tanner Lubach, Ben Miller, Steven Reveles, Chance Sinclair

2016: Ryan Boldt, Jeff Chesnut, Elijah Dilday, Reece Eddins, Zack Engelken, Taylor Fish, Garrett King, Max Knutson, Jake McSteen, Jake Meyers, Ben Miller, Steven Reveles, Jake Schleppenbach, Scott Schreiber, Mitch Steinhoff

2017: Brady Childs, Reece Eddins, Nate Fisher, Ethan Frazier, Alex Henwood, AJ Johnson, Chad Luensmann, Jake McSteen, Jake Meyers, Ben Miller, Robbie Palkert, Jake Schleppenbach, Scott Schreiber, Mike Waldron, Jesse Wilkening

2018: Joe Acker, Luis Alvarado, Brison Cronenbold, Carter Cross, Connor Curry, Reece Eddins, Zack Engelken, Nate Fisher, Ethan Frazier, Mojo Hagge, Alex Henwood, Zac Luckey, Chad Luensmann, Jake McSteen, Zac Repinski, Luke Roskam, Scott Schreiber, Mitch Steinhoff, Paul Tillotson, Matt Warren, Jesse Wilkening

2019: Joe Acker, Connor Curry, Reece Eddins, Nate Fisher, Ethan Frazier, Jaxon Hallmark, Gunner Hellstrom, Alex Henwood, Chad Luensmann, Robbie Palkert, Luke Roskam, Max Schreiber, Kennet Sorenson, Paul Tillotson

2020: Joe Acker, Mike Addante, Bo Blessie, Cam Chick, Carter Cross, Connor Curry, Drew Gilin, Mojo Hagge, Jaxon Hallmark, Gunner Hellstrom, Trey Kissack, Aaron Palensky, Ty Roseberry, Luke Roskam, Max Schreiber, Spencer Schwellenbach, Gareth Stroh, Paul Tillotson

2021: Joe Acker, Leighton Banjoff, Ethan Bradford, Braxton Bragg, Hunter Cerveny, Cam Chick, Logan Foster, Mojo Hagge, Jaxon Hallmark, Gunner Hellstrom, Trey Kissack, Quinn Mason, Luke Roskam, Max Schreiber, Spencer Schwellenbach

2022: Garrett Anglim, Leighton Banjoff,



Ethan Bradford, Braxton Bragg, Jake Bunz, Efray Cervantes, Cam Chick, Griffin Everitt, Koty Frank, Quinn Mason, Brice Matthews, Emmett Olson, Tyler Palmer, Luke Sartori, Jack Steil, Will Walsh, Drew Wessel

2023: Max Anderson, Garrett Anglim, Jackson Brockett, Jake Bunz, Josh Caron, Efray Cervantes, Drew Christo, Griffin Everitt, Corbin Hawkins, CJ Hood, Luke Jessen, Brice Matthews, Emmett Olson, Mason Ornelas, Luke Sartori, Gabe Swansen, Will Walsh

2024: Garrett Anglim, Jackson Brockett, Cayden Brumbaugh, Dylan Carey, Josh Caron, Drew Christo, Caleb Clark, Cole Evans, Trey Frahm, Bryce Hughes, Hayden Lewis, Brett Sears, Gabe Swansen, Will Walsh

2025: Jackson Brockett, Cayden Brumbaugh, Max Buettenback, Dylan Carey, Drew Christo, Caleb Clark, Grant Cleavinger, Casey Daiss, Ryan Harrahill, Carson Jasa, Will Jesske, Hayden Lewis, Mason McConnaughey, Joshua Overbeek, Case Sanderson, Riley Silva, Rhett Stokes, Tyler Stone, Gabe Swansen, Tucker Timmerman, Will Walsh, Jalen Worthley

A

Abeita, Mitch	2007-08
Abrahamowicz, Andrew	2018
Abramavicius, Jason	1989
Abrams, Darren	1987
Achelpohl, Steve	1969-70-71-72
Acker, Joe	2017-18-19-20-21
Adair, Derek	1997
Adams, Bill	1968
Adams, Chase	2010-11
Adams, Percy	1904
Adams, Trey	2005
Addante, Mike	2018-19-20
Akisada, Bryant	1973-74-75
Alderman, Kurt	1993
Allen, Jason	1995-96
Allen, Jeff	1989
Altavilla, Angelo	2016-17-18-19
Alvarado, Luis	2015-16-17-18
Amaya, Ben	1982-83
Amen, Paul	1936-37-38
Anderson, Clyde	1921-22
Anderson, Dale	1961-62-63
Anderson, Drew	2001-02-03
Anderson, Edgar	1990-91
Anderson, Erik	2008-09
Anderson, Jeff	1981-82-83-84
Anderson, Lawrence	1939
Anderson, Max	2021-22-23
Anderson, Richard	1973-74-75-76
Andresen, Roy	1925
Andrews, Harris	1937-38
Anglim, Garrett	2022-23-24
Arens Dorf, Marvin	1956
Armatis, Henry	1929-30-31
Armenta, Jonas	1994-95-96-97
Arnold, Tevis	1997-98
Arntzen, Brian	1990-91
Arries, Byron	1923
Artman, Allen	1942
Asche, Cody	2009-10-11
Athey, Jeff	2017-18
Aurit, Scott	1997
Avery, G.H.	1894

B

Baack, Wilbur	1946
Backhaus, Murray	1952-53-54-55
Bahnsen, Stan	1965
Bailey, Adam	2009-10
Bailey, Jim	1999-2000
Bailey, Russell	1920-21
Bailor, Dave	1982-83
Baker, Howard	1935-36-37
Baker, Joe	1970-71-72
Banjoff, Leighton	2020-21-22
Banuelos, Brandon	1997
Barnes, David	1993
Barnes, F.E.	1892-94
Barta, Frank	1904-05-06
Barth, Phil	1960
Batenhorst, Boyd	1975-76
Batiste, Terrance	1988
Bauder, Kenneth	1974
Bauer, Chris	1994-95
Bauer, Forrest	1934
Bearinger, Jarod	1996-97-98-99
Beattie, Burt	1984-85-86
Beauchamp, Jason	1992
Becher, Richard	1960-61-62
Becker, Don	1954-55
Becker, Jeremy	2002-03-04-05
Beckmann, Dennis	1969
Beckman, Milton	1935
Beckoff, A.H.	1913

Beede, Brett	1985
Beeson, Tom	1977
Behne, Ernest L.	1950
Beideck, John	1956-57
Bekins, Melvin	1920-21
Belcher, Kevin	2004
Belfonte, DJ	2007-08-09-10
Bell, J.H.	1900-01-02
Bell, Beuford	1924
Bellamy, Frank	1907-08
Bellows, Mike	1994
Beltzer, J.E.	1904
Beltzer, O.A. (Buck)	1907-08-09
Bender, John R.	1901-02-03-04
Bender, Pryce	2025
Benedict, Bruce W.	1896
Benedict, H.M.	1897
Benish, Randall	1974-75-76
Benjamin, Bobby	1988-89-90
Benson, Chandler	2022
Bent, Andy	2000
Bergan, Tom	1993-94
Berggren, Austin	2023
Berquist, Roy	1917
Betancourt, Sergio	1995-96
Bethell, Peter	1972
Betts, Lloyd	1929
Bilyeu, Aaron	1989-90-91
Bird, Erik	2006-07-08-09
Birmingham, Josh	2002-03
Bittner, Clyde	1930
Blachowicz, Gavin	2025
Blaesing, Jeff	2001-02
Blake, C.W.	1907
Blankenship, L. Milton	1922
Blatchford, Dilworth	1947-48-49
Blessie, Bo	2019-20
Blessie, Brian	1996
Blevins, Jeff	2001-02
Bliss, R.W.	1899-1900
Bloodgood, Elbert L.	1924
Boever, Dan	1982-83
Boever, David	1989
Bohanan, Ryan	2005
Boldt, Ryan	2014-15-16
Bolen, E.N.	1899-1900
Bolen, Robert	1946
Bolin, Robby	2025
Bolt, Will	1999-2000-01-02
Bolz, Tim	1967
Bonesio, Ryan	2002
Bonistall, Ernie	1961-62-63
Borgogno, Mate	1988
Borman, Ivan	1936-37-38
Bornschlegl, Larry	1963-64-65
Borst, Evan	2024
Bottorff, Roger	1955-56-57
Bowden, Johnny	2004
Bowman, Drew	2007
Boyd, Steve	1992-93
Boyer, Jesse	2004-05
Boyle, G. Patrick	1942
Boyton, Luke	2020
Bradford, Clay	2024
Bradford, Ethan	2020-21-22
Bradley, Jarron	1987
Brady, J.H.	1894
Bragg, Braxton	2020-21-22
Brand, Robert	1966-67-68
Brenning, Rich	1965
Bright, Harold	1979-80-81-82
Brockett, Jackson	2022-23-24-25
Broderick, Luke	2025
Broekemeier, Joe	2009

Brohawn, Troy	1992-93-94
Brown, Andrew	2006
Brown, Don	1955-56
Brown, Lewis	1930-31
Bruce, Daniel	2002-03-04-05
Brumbaugh, Cayden	2024-25
Bubak, Kyle	2009-10
Bublitz, Luke	2010-12-13-14
Buchanan, Shawn	1988-89-90-91
Buckman, Brandon	2005-06
Buehrer, David	1973-74-75-76
Buettenback, Max	2024-25
Bullock, Josh	1990-91-92
Bullock, Trevor	2000
Bummer, Aaron	2012-13-14
Bunge, Todd	1986-87
Bunsen, Dale	1951
Bunz, Jake	2021-22-23
Burkamper, Derek	2014-15-16-17
Burke, Tim	1978-79-80
Burleson, Cory	2009-10-11-12
Butcher, Matt	1983
Burch, Jason	2001-02-03
Burnham, Casey	2023
Byers, Waylon	2000-01-02

C

Caley, J.L.	1917
Callan, Dean	1942
Camp, Bob	1949-50
Campbell, C.C.	1898-99
Carey, Dylan	2023-24-25
Carman, Frank	1921-22-23
Caron, Josh	2022-23-24
Carr, Earl	1921-22
Carroll, R.M.	1906-07-08-09
Carroll, Tim	1977-78
Carsten, Reed	1935
Carstensen, Earl	1935
Carter, Jeff	1982-83-84-85
Castro, Gus	1995
Cederdahl, James	1953-54-55
Cerney, A.V.	1920
Cerv, Bob	1947-48-49-50
Cervantes, Efray	2021-22-23
Chamberlain, Joba	2005-06
Chandler, Charles D.	1892-93
Chandler, Sean	2016
Chavez, Chris	1980-81
Chesnut, Jeff	2013-14-15-16
Chick, Cam	2019-20-21-22
Childs, Brady	2016-17
Christensen, Austin	2014-15
Christensen, Chad	2010-11-12-13
Christo, Drew	2022-23-24-25
Christoph, Richard	1953
Christy, Jeff	2005-06
Churchich, Bob	1966-67
Churchich, Ely	1959-60
Churchich, Jeff	1983
Churchich, Mike	1967
Clark, Caleb	2023-24-25
Clark, J.M.	1908-09-10
Clarke, Darnell	1980-81
Cleavinger, Grant	2024-25
Cline, James A.	1908
Coats, T.J.	2025
Cole, John	1999-2000-01
Collins, Boomer	2009-10
Collins, Francis	1996-97
Collins, Melvin	1922-24-25
Colon, Charles	1988-89-90
Columbus, Ben	2023-24
Combs, Kelly	1979-80
Conte, Derrick	2001

Cook, Steve	1995
Cooke, H.T.	1904-09
Cooper, Bob Eugene	1942
Cooper, Khiry	2009-10-11
Copenhaver, Ralph	1934
Corrison, Craig	2007-08
Cortelyou, S.V.	1902-03
Costello, Jeff	1976-77-78-79
Costin, Charles	1931
Cotton, Andy	2008
Cotton, Jaron	2025
Coufal, Norman	1954-55-56
Courter, Bob	1994-95
Cowan, Justin	1999-2000
Cowgill, H.G.	1897-98
Cox, Christian	2014-15
Crain, David	1994-95
Cramer, Bruce	1969-70-71-72
Crandell, Leslie	1917
Cranston, Jared	2006
Creigh, Thomas	1897
Cronenbold, Brison	2017-18
Cross, Carter	2018-19-20
Crowe, Ron	1987
Crownover, L.G.	1917
Cumming, B.H.	1910
Curry, Connor	2017-19
Cymbalista, Colin	2025

D

Daiss, Casey	2024-25
Dakan, Wilfred	1934
Dalton, Jed	1992-93-94-95
Dalton, Josh	1996
Damkroger, Maury	1972
Darby, Austin	2012-13-14-15
Davis, Mark	1982-83-84-85
Davison, Charles M.	1930-31
Davison, Minot	1931
Decker, Robert	1952
DeLeon, Christian	2013-14
Dempsy, Harold	1931
Denker, William	1947-48-49-50
Denning, Reuben	1937-38-39
Denslow, Lloyd	1906-08
DePutron, Ray	1900-01-02
Di Grandi, Vince	1990-91
DiBenedetti, Mark	1978
Diederich, Sayer	2020
Diers, Bob D.	1950-51-52
Dietz, Craig	1980
Dilday, Elijah	2015-16
Dinges, Thomas	1991-92
Dingledine, John	1977
Dixon, Dan	1978
Doane, B.L.	1900-01-02
Dobbs, Mike	1983-84-85-86
Doerr, Brian	1997
Dohrmann, Elmer	1936-37-38
Dolney, Aaron	2020
Dolsky, Nick	2011
Domeier, Ervin	1925
Dorn, Johnny	2005-06-07-08
Dopp, Terry	1976-77
Dort, Charles L.	1906
Douglas, Ron	1962-63-64
Dowling, H.P.	1892
Downing, Brian	1998
Dravo, Matt	1997
Driscoll, Patrick	1996-97
Dudgeon, John	1907-08-09
Duebelbeis, Kenny	1997-98
Duensing, Brian	2002-03-05
Duff, Wally	1963-64
Dukart, Derek	1993-94



Duncan, Michael B. 1983-84-85
 Dunn, Gerald 1951-52-53
 Dunne, Gilbert 1957-58-59
 Durham, Clifton 1995-96-97-98
 Dymally, Reggie 1983

E

Eckley, Chris 1991
 Eddins, Reece 2015-16-17-18-19
 Edlfsen, Steve 2006-07
 Edrington, Wes 2013-15
 Ehlers, Logan 2011
 Ekstrom, Fred 1924-25
 Elgert, Pat 1969-70-71
 Encarnacion, Blake 2025
 Engelken, Zack 2015-16-18
 English, Lowell 1938
 Ernst, Tom 1961-62-63
 Erstad, Darin 1993-94-95
 Erway, Don 1956
 Eubanks, Kurt 1981-82-83-84-85
 Evans, Cole 2023-24
 Evans, Rick 1980-81
 Everitt, Griffin 2021-22-23
 Ewart, R.L. 1898
 Eymann, Brandon 2001-02
 Eymann, Kirk 1974-75-76-77

F

Faiman, John 1963
 Fairchild, Wayne 1930
 Fairley, Craig 1990
 Fanucchi, Paul 1990
 Farmer, Kurt 2010-11-12
 Farst, Tyler 2008-09-10
 Faust, Cliff 1977-78-79-80
 Federico, Joe 1987-88
 Feekin, Caleb 2020-21-22
 Fenlon, J.A. 1904-06
 Fiala, Adrian 1968-69-70
 Finlay, E.C. 1901
 Fischer, Charlie 2023
 Fish, Steve 1996-97
 Fish, Taylor 2012-13-14-15-16
 Fisher, Nate 2015-17-18-19
 Fitzgerald, Bill 1951
 Fitzgibbon, John 1941
 Flasnck, Don 1936
 Flock, George 1964-65
 Flock, W.M. Dean 1959
 Flory, R.D. 1913
 Foster, Logan 2021
 Foust, Matt 2005-06-07
 Fowler, Doak 1973-74-75
 Frahm, Trey 2024
 Frank, Koty 2021-22
 Frank, Owen A. 1910-13
 Frankfurt, Wallace 1931
 Franklin, John 1986-87
 Frazier, Ethan 2016-17-18-19
 Freeland, E.L. 1907
 Freeman, Matt 2008-09-10-11
 Frei, Milton 1952
 French, Kevin 1989-90
 Frieauf, Brent 1983-85
 Friel, W.M. 1897-98
 Fries, Scott 1999-2000
 Froehlich, Kyle 2024
 Frost, Cael 2025
 Fry, Jason 1995-96
 Furby, Allen 1967-68
 Furnish, Brad 2004
 Fusilier, Brandon 2003-05

G

Gabelman, Warren 1940-41-42
 Gaddis, E.B. 1906
 Gaines, R.H. 1901-02
 Gappa, David 1993-94-95
 Garcia, James 1992-93
 Garvey, Neal 1969-70
 Garza, Armando 1990
 Garza, Michael 2023
 Gaston, Kenneth 1929
 Gaughan, Joe 1964-65
 Gebler, Robert 1977-78-79
 Gehrke, Steve 1980-81-82-83
 Geier, Richard 1954-55-56
 George, Edwin 1936-37-38
 Gerch, Andy 2005-06-07
 Gewecke, Steve 1987
 Gibbs, Russell A. 1923-24
 Giles, William 1952-54-55
 Gilin, Drew 2019-20
 Gill, Turner 1983
 Giller, Kurt 2010
 Gilmore, Glen 1969-70-72
 Gleason, Bob 1959
 Glismann, Norm 1974-75-76
 Gloystein, Elroy 1947-48-49
 Goguen, Phil 1986-87-88
 Gomes, Colby 2019-20-22
 Gomes, Justin 1995-96
 Gonzalez, David 1994
 Gordon, A.E. 1896-97-98-99-1900
 Gordon, Alex 2003-04-05
 Gore, Roscoe 1904
 Gorsett, Luke 2006
 Gottsch, Virgil 1953-54
 Gozart, Aaron 2000
 Grace, Harvey 1929-30
 Gradoville, Frank 1925
 Graham, Max 1934-35
 Greco, Bob 2014
 Green, Charles 1966-67
 Greenlaw, Willie 1955-56
 Greenslit, Roy 1909-10
 Griego, Bob 1968-69-70
 Grogan, Robert 1947-48-49-50
 Grose, John 2002-03-04
 Gross, Kip 1986
 Gullion, Joe 2003
 Gutierrez, JC 2023

H

Haas, Mark 1979-80
 Haas, Paul 1974-75-76-77
 Haas, Stan 1978-79-80
 Hadley, Mark 1980-81
 Hagge, Mojo 2017-18-19-20-21
 Hagy, Dale 1991-92
 Hakel, Nolan 2018
 Halbeison, Harold 1929-30
 Hale, Steve 1999-2000-01-02-03
 Haley, Mark 1980-81
 Hallmark, Jaxon 2018-19-20-21
 Hander, Ryan 2010-11-12-13
 Hansen, Mike 1978
 Harlander, Mike 1979-80-81
 Harmelink, Mike 2005-06
 Harney, Ed 1925
 Harney, Roy 1917
 Harrahill, Ryan 2024-25
 Harrington, Kevin 1997-98
 Harris, Jerry 1960-61
 Harris, Martin Dell 1937-38-39
 Harris, Randy 1964-65-66
 Harrison, Phillip 1984-86
 Harte, Lloyd 1913
 Harvey, Ken 1997-98-99

Hartzell, Larry 1996
 Haskell, Ross 1913
 Hatasaki, Joe 2008
 Hauptman, Casey 2008-09-10-11
 Havekost, Ron 1961-62-63
 Hawkins, Caleb 2013
 Hawkins, Corbin 2022-23
 Hays, Don 1949
 Hays, Hobart 1947-48-49-50
 Headley, Blake 2012-13-14-15
 Heald, H.C. 1892-94
 Healey, Gary 1974-75-76
 Hedman, Jeff 1998-99
 Heflin, Curtiss 1985-86
 Hegwood, Fred 1946-47-48-49
 Heinzelman, Robert 1942
 Held, Sidney 1940-41
 Helfand, Eric 1988
 Helligso, Hogan 2025
 Hellstrom, Gunner 2018-19-20-21
 Helmsing, Jack 1948
 Hendricks, Bill 1981-82-83-84
 Hendricks, Ron 1983-84
 Henne, Jon 1975-76-77-78
 Henry, Paul 1988
 Henwood, Alex 2016-17-18-19
 Hergenrader, Bob 1964-65-66
 Herndon, Clarence 1941
 Herr, Zach 2006-07-08
 Hesse, Chris 1994
 Hesse, Josh 2000-01
 Hetzel, George 1908
 Hevner, Enlowe 1958-59
 Hightower, Mark 2005-06-07
 Hill, Roger 1981-82
 Hill, Scott 1986
 Hirsch, Zach 2011-12-13-14
 Hirschberg, Pat 2011
 Hoadley, S.A. 1917
 Hoegemeyer, Leonard 1934-37
 Hoffart, Darren 2002
 Hofmaier, Fran 1952-53-54-55
 Hohensee, Jake 2014-15-17-18
 Holland, Lyle 1924
 Holmes, C.E. 1892
 Holmes, Tom 1981-82-83-84
 Honnor, Mark 1982-84-86
 Hood, Byron 2016-17-18-19
 Hood, CJ 2022
 Hood, Guy 1901-02-03
 Hooper, Scott 1981-82-83-84
 Hopper, Matt 2000-01-02-03
 Hoppes, Michael 2013
 Horn, Ty 2024-25
 Howell, Colton 2013-14-15-16
 Hroch, Chance 2021
 Hrubesky, C.G. 1907
 Huber, Travis 2012
 Hubka, Ernest 1920
 Hubka, L.J. 1924
 Hufft, Dylan 2024
 Hughes, Bryce 2024
 Hughes, Ryan 2010
 Humphrey, Chris 1989
 Hunt, Brian 1997-98
 Hunter, Jeff 1979-80
 Hurley, Clifford 1940
 Husman, John 1971

I

Izum, John 1991-92

J

Jackson, Core 2022
 Jackson, Dean 1941-42-46

Jackson, Kerrick 1997
 Jacobs, Harold 1946-47
 Jacobsen, Vincent 1935-36-37
 Jadlowski, Bill 1974
 Jamison, Max B. 1913
 Janda, Ray 1923-24-25
 Jardine, Earl 1925
 Jaros, Nick 2006
 Jasa, Carson 2025
 Jeffries, Jim 1983
 Jenkins, Bob H. 1950
 Jenkins, Eugene 1995-96
 Jenkins, Pete 1996
 Jennings, Dan 2006-07-08
 Jennings, Melvin M. 1908
 Jensen, Bill E. 1950-51
 Jensen, Brett 2004-05-06
 Jernigan, Frankie 1989
 Jessen, Luke 2022-23
 Jesske, Will 2024-25
 Johnette, Ron 1967-68-69
 Johnson, AJ 2016-17
 Johnson, Brian 1998-99
 Johnson, Curtis 1964-65
 Johnson, Dan 2000-01
 Johnson, Delos 1937-38
 Johnson, Jeff 1982
 Johnson, Julius 1903
 Johnson, Marcel 1988
 Johnson, N.A. 1898
 Johnson, Patrick 1994-95
 Johnson, Rocky 1986-87-88
 Johnson, Steve 1967-68
 Johnston, Dan 2008
 Jones, Willie 2001
 Jordan, Kevin 1990
 Jordan, Malcolm 1991
 Jorgensen, Dennis 1968-69-70
 Joyce, Richard 1939
 Joyce, Robert 1934-35

K

Kalkowski, Kash 2009-11-12-13
 Kaminska, Jace 2023
 Kane, James 1956-57-58
 Karle, Al 1956-57-58
 Keller, Jon 2011-12
 Keith, Braden 2004
 Kelley, Anthony 1981-82-83
 Kelly, Pat 2012-13-14
 Kent, Brian 1999
 Kerkhoff, Nate 2009
 Keyes, Marshall 1929
 Kildow, Ty 2012-13-14
 Kimura, Danny 1998-99
 Kindler, George 1896-97-98
 King, Garrett 2015-16
 King, Jeff 1976-77
 King, Richard 1983-84-85-86
 King, Tyler 2011-12-13-14
 Kingsbury, R.D. 1899
 Kinnamon, William 1946
 Kiser, Kale 2009-10-11-12
 Kissack, Trey 2020-21
 Kissler, Wayne 1966-67-68
 Kistaitis, Dale 1987-88-89-90
 Kister, Mark 1985-86-87
 Klapperich, Casey 2006
 Klausning, Jon 2004-06
 Klein, Ervine 1937
 Klein, Erwin 1941
 Klenke, Cole 2016
 Klenke, Ben 2017-18-19
 Kline, Ben 2008-09
 Kline, Leonard 1920

Knust, Chris 1982-83-84
 Knust, Michael 1997
 Knutson, Max 2014-15-16
 Koenigsman, Jeff 1982-83-84
 Kohli, John 1987-88
 Komine, Shane 1999-2000-01-02
 Kopf, Delbert R. 1950-51
 Korinek, Dennis 1955
 Kotab, Edward 1930-31
 Krieteimer, Tanner 2011
 Kroenke, Zach 2003-04-05
 Kryger, Ralph 1941
 Kubacki, Jim 1957
 Kubat, Kyle 2012-13-14-15
 Kulhanek, Courtney 1991-92
 Kurosaki, Ryan 1971-72-73
 Kuta, Scott 1991

L

Landgren, George 1963-64
 Lang, Elwell 1924-25
 Lang, Byrel 1924-25
 Lanning, Jeff 2006-07
 Lansangan, Tyler 2011
 Larkin, Jim 1978
 Larsen, Scott 1998-99
 Larsen, Tom 1964
 Leach, Carl 1942
 Ledbetter, Curtis 2003-04-05
 Lee, John 2007
 Leinen, Patrick 1987-88-89
 Leise, Jeff 2000-01-02-03
 LeMaster, Bernard 1939-41-42
 Lemke, Tom 2010-11-12
 Lepley, John 1985-86-87-88
 Lesniewicz, Jeff 1992
 Letherby, Sam 1902
 Leuty, Matt 2015
 Lewellen, Verne 1922-23-24
 Lewis, Hayden 2024-25
 Lewis, Larry 1956-57-58
 Lieberher, Phil 1986-87
 Liebmann, M.N. 1898
 Limon, Vinnie 1987-88
 Linn, John 1920
 Livingston, Jessie 1931
 Locke, Roland A. 1924
 Logue, Mickey 1968
 Lohrberg, Bob 1951-54
 Lomax, Andy 2004
 Lubach, Tanner 2013-14-15
 Luckey, Zac 2018
 Luensmann, Chad 2016-17-19
 Luther, Clayton 1964-66
 Luther, Clyde 1948-49-50-51
 Lythgoe, Peter 1996-98

M

Mackey, William 1917
 Mackie, Drew 2020
 Madison, Jerry 1989-91
 Mallette, Claire 1954
 Mallette, Pat 1952-53
 Marek, Paul 1969-70
 Mariot, Michael 2008-09-10
 Marlay, C.C. 1892
 Marsden, Aaron 2002-03
 Martin, Brian 1993
 Martin, Tyler 2019-20-21
 Maser, Jacob 1929-30-31
 Maser, Wesley 1946-47-48
 Mason, John 1981-82
 Mason, Quinn 2020-21-22
 Mather, Roy 1909-10
 Matranga, Dave 1990-91

Matthews, Brice 2021-22-23
 Mauer, Mark 1982
 May, A 1913
 May, Dave 1963-64
 Mays, Jeff 1985
 McArn, Brian 1990
 McCarville, Dawson 2022
 McClatchey, Dave 1961
 McConaughy, Mason 2024-25
 McCormack, Jim 1969
 McCormick, Dick 1950-51-52-53
 McCrory, William 1920-21-22
 McDermott, John 1938-39-40
 McDiarmid, E.W. 1899
 McGill, Quinn 2014
 McGinn, Shaun 1990
 McGuire, Bill 1983-84-85
 McGuire, Scott 1992
 McKay, Jerry 1958
 McKay, Matt 1993-94
 McKenna, Sean 1990-91-92-93
 McManaman, Mark 1980-81
 McManaman, Steve 1975-76-77
 McManus, Jim 1979
 McMullen, W.L. 1917
 McSteen, Jake 2015-16-17-18
 Melford, W.C. 1898-99
 Meliza, L.E. 1896
 Mendoza, Mario 1997
 Merrill, Bubbs 2003
 Merrill, Kevin 1986-87
 Metcalfe, W.B. 1909-10
 Meyer, Matt 1995-96
 Meyers, Jake 2015-16-17
 Meyers, Paul 1984-85-86
 Michka, Ron 1963
 Mickelson, Derek 1992
 Milhaven, McGraw 1987-88-89
 Miller, Ben 2014-15-16-17
 Miller, C.C. 1904
 Miller, Corey 1996
 Miller, Doug 1975-76-77-78
 Miller, Nick 2011
 Miltenberger, Ron 1974-75
 Mims, Larry 1984-85-86
 Mims, Michael 1991
 Miroshnichenko, Nik 2015
 Mladovich, Ray 1950-51-52
 Moore, Craig 1996-97-98-99
 Moore, M.S. 1898-99
 Morris, Jed 2001-02
 Morse, C.L. 1904-06
 Mort, Jake 2006-07-08-09
 Mosser, Todd 1990-91-92
 Motes, Tom 1939
 Motley, Mel 1995-96
 Mozley, Blake 2023
 Mueller, Frank 1934
 Mulligan, Bill 1985
 Mullinax, Jake 2003-04
 Mumm, Erik 1996-97-98-99
 Munger, Glen 1921-22
 Munson, Robert 1971-72-73
 Murakami, David 1959
 Murphy, Jeff 1992
 Muth, Harlan 1939
 Myers, Dave 1961-62

N

Naasz, Steve 1981
 Nagel, Steve 1975
 Naiberk, Eldon 1960-61
 Nappi, Frank 1957
 Neer, Cody 2008-09
 Neibauer, Gary 1965-66

Nelson, Richard 1959
 Nelson, William 1953
 Nesseseth, Mike 2008-09-10
 Newton, Bryan 1986-87
 Niederklein, Tyler 2010-11-12-13
 Nihsen, Mike 2007
 Nimmo, Bryce 2005-06-07-08
 Nollette, Jeff 1991-92-93
 Nolting, Gary 1977-78-79
 Novak, Ray 1952-53
 Novak, Rob 1989
 Novak, Tom 1948-49-50
 Novak, Toni 1948
 Nowaczyk, Colin 2025
 Nunez, Devin 2025

O

Oakes, Todd 1982-83
 Oakley, Steve 1978-79-80
 O'Brien, Pete 1978-79
 O'Doherty, Dennis 1972-73-74
 O'Donnell, Roger 1946
 O'Neil, Pat 2003
 Odenreider, Chase 2003
 Oetgen, Fred 1931
 Ofstun, John 1990
 Olmstead, E.H. 1909
 Olmstead, L.B. 1910
 Olsen, Bobby 2024
 Olson, Emmett 2021-22-23
 Olson, Rich 1955
 Oltman, Earl 1960
 Only, Bryce 2014
 Opitz, Jake 2005-06-07-08
 Orcutt, Edward 1934-35
 Ornelas, Mason 2022-23
 Ossino, Angelo 1941-47-48
 Ott, Thom 2000-01
 Overbeek, Joshua 2024-25

P

Pace, E.O. 1892-93-94-96
 Packard, L.R. 1896-97
 Palensky, Aaron 2019-20
 Palkert, Robbie 2016-17-18-19
 Palmer, Tyler 2022
 Patterson, E.J. 1910
 Patton, Verne 1924-25-30
 Pekarek, Justin 2001-03-04
 Penas, Brandon 1999-2000-01
 Perry, Kyle 2019-20-21-22-23-24
 Perry, Robert 1993
 Peters, Bryan 2010-11-12-13
 Peters, Gary 1955-56
 Peters, J.W. 1896
 Petersen, Darin 1992-93-94-95
 Peterson, Harlan R. 1921-23-24
 Pettingill, Tim 1987-88
 Pettit, Tim 1978-79
 Petty, J.D. 1923
 Petty, John 1920
 Pflughaupt, Jason 1992-93-94
 Pickett, John 1920
 Pickett, Theodore 1929-30
 Pierce, Brandon 2011-12-13
 Pizer, Joe 1921-22
 Pizzo, Sam 1967
 Placke, Arnold 1970
 Placzek, Jake 2013-14-15-16
 Pohlman, Edwin 1934-35-36
 Pool, Warren 1921
 Poore, Reed 1934
 Potter, Brent 2001
 Povich, Cade 2020-21
 Powley, Harlan 1948-50

Pressley, H.T. 1917
 Pribanic, Aaron 2008
 Primante, Val 1978-79
 Prior, Mark 1980-81
 Pritchard, Michael 2011-12-13-14
 Prouty, H.M. 1909
 Purcell, Don 1960-62
 Purvine, Joe 1989

R

Raburn, Alex 2017
 Radcliffe, Craig 1984
 Radmacher, Tim 2006-07
 Ramos, Ken 1987-88-89
 Randolph, A.M. 1894
 Rank, Tyler 2008-09
 Ratcliffe, J.F. 1910
 Ray, Lance 1940
 Raymond, I. 1901-02
 Redfield, Richard 1973-74-75
 Redmond, Bill 1961-62
 Reeder, P.E. 1896-97-98-99-1900-01
 Rego, John 1951
 Reimers, Gary 1956-57-58
 Reimers, Mark 1981-82
 Reinmiller, Cleytus 1934
 Repinski, Zac 2017-18
 Reveles, Steven 2014-15-16
 Reynolds, C. 1920
 Reynolds, Robert 1951-52-53
 Rhea, E.P. 1898-99
 Rheim, Jeff 1991
 Rhodes, Ed. L. 1898-99-1900-01-02
 Rhodes, John 1924-25
 Rice, Clark 1942
 Richards, Nick 1980-81-82
 Riddell, John 1917
 Riddell, Ted 1917
 Riddle, Adam 2002
 Rine, C.W. 1906-07
 Ringer, J.D. 1900
 Rivera, Tito 2001
 Rizzo, Will 2023
 Robertson, Quinton 2003-04
 Robinson, E.N. 1897
 Robinson, Paul 1957
 Rodaway, Brian 1998-99-2000-01
 Rodman, J.A. 1913
 Rodrigue, Jamie 2000-01-02-03
 Roeder, Josh 2013-14-15
 Rogers, Richard 1917
 Rolston, Dirkes 1954-55-56
 Rombach, Charles 1966
 Rose, Eric 2009
 Roseberry, Ty 2019-20
 Rosenberg, Wm. 1931
 Roskam, Luke 2017-18-19-20-21
 Roualdes, Jordan 2009-10
 Roux, John 1964-65-66
 Row, James 1929-30
 Rubino, Frank 1939-40
 Rubino, Robert 1946
 Ruisinger, Ken 1958-59
 Russell, R.C. 1920-23
 Russo, John 1978-79
 Rutledge, Murry 1991
 Ryan, Joe 1941
 Ryons, F.B. 1896-97-98

S

St. Clair, Charles 1992-93
 Sagmoen, Marc 1992-93
 Salerno, Pat 1961-62
 Samuels, Tom 1992
 Sanders, Craig 1992-94-95



